

Public Document Pack

Tŷ Penallta
Parc Tredomen
Ystrad Mynach
Hengoed
CF82 7PG

Penallta House
Tredomen Park
Ystrad Mynach
Hengoed
CF82 7PG

**Gwent Police
and Crime Panel**

**Panel Heddlu
& Throseddu Gwent**

Am bob ymholiad sy'n ymwneud â'r agenda hon, cysylltwch Mark Jacques
(Ffôn: 01443 864267 E-bost: jacqum@caerphilly.gov.uk)

Dyddiad: Dydd Iau, 19 Mawrth 2026

Annwyl Syr/Fadam,

Cynhelir cyfarfod o **Banel Heddlu a Throseddu Gwent yn Ystafell Syrhowy, Tŷ Penallta, Tredomen, Ystrad Mynach ar Dydd Gwener, 27ain Mawrth, 2026 am 10.00 am**) I ystyried y materion a gynhwysir yn yr agenda ganlynol.

A G E N D A

Tudalennau

1 Datganiadau o Ddiddordeb.

2 I dderbyn ymddiheuriadau am absenoldeb.

Cymeradwyo a llofnodi'r cofnodion canlynol:-

- | | | |
|----|------------------------------------------------------------------------------------------------------------------------------------------------|---------|
| 3 | Panel Heddlu a Throseddu Gwent a gynhaliwyd ar 30 Ionawr 2026 | 1 - 12 |
| 4 | Panel Heddlu a Throseddu Gwent a gynhaliwyd ar 20 Chwefror 2026 | 13 - 14 |
| 5 | Diweddariad gan Gomisiynydd Heddlu a Throseddu Gwent. | 15 - 18 |
| 6 | Diweddariad ar Ddiwygio'r Heddlu – Cyflwyniad | |
| 7 | Diweddariad llafar ar y Strategaeth Ystadau | |
| 8 | Monitro Perfformiad – Chwarter 3 25/26 | 19 - 36 |
| 9 | Blaenraglen Waith. | 37 - 38 |
| 10 | Eitem wybodaeth – Perfformiad y Sefydliad yn erbyn Blaenoriaethau'r Comisiynydd Heddlu a Throseddu i'r Bwrdd Atebolrwydd a Sicrwydd Chwarter 3 | 39 - 90 |

AELODAETH:

Cynghorydd Malcolm Day, Cyngor Bwrdeistref Sirol Blaenau Gwent

Cynghorydd Diane Rowberry, Cyngor Bwrdeistref Sirol Blaenau Gwent - **Yn amodol ar gymeradwyaeth y Swyddfa Gartref**

Cynghorydd Marina Chacon-Dawson, Cyngor Bwrdeistref Sirol Caerffili

Cynghorydd Colin Mann, Cyngor Bwrdeistref Sirol Caerffili

Cynghorydd Lisa Phipps, Cyngor Bwrdeistref Sirol Caerffili - **Yn amodol ar gymeradwyaeth y Swyddfa Gartref**

Cynghorydd Tony Easson, Monmouthshire Sir Fynwy

Cynghorydd Tony Kear, Monmouthshire Sir Fynwy

Cynghorydd Farzina Hussain, Cyngor Dinas Casnewydd

Cynghorydd Debbie Jenkins, Cyngor Dinas Casnewydd

Cynghorydd James Peterson, Cyngor Dinas Casnewydd

Cynghorydd Nick Byrne, Cyngor Bwrdeistref Sirol Torfaen

Cynghorydd Lynda Clarkson, Cyngor Bwrdeistref Sirol Torfaen

Aelodau Cyfetholedig- Mrs G. Howells a Ms K. Stevenson

Drwy Wahoddiad

Ms J. Mudd, Swyddfa Comisiynydd yr Heddlu a Throsedd

Ms E. Thomas, Swyddfa Comisiynydd yr Heddlu a Throsedd

Mrs S. Curley, Swyddfa Comisiynydd yr Heddlu a Throsedd

Mr D. Garwood-Pask, Swyddfa Comisiynydd yr Heddlu a Throsedd

A Swyddogion Addas.

Gwent Police
and Crime Panel

Panel Heddlu
Gwent a Throseddu

GWENT POLICE AND CRIME PANEL

MINUTES OF THE MEETING HELD AT PENALLTA HOUSE ON FRIDAY 30TH JANUARY 2026 AT 10.00AM

Present:

Mrs G. Howells – Chair

Councillors M. Chacon-Dawson and C. Mann – Caerphilly County Borough Council
Councillors A. Easson and T. Kear – Monmouthshire County Council
Councillors F. Hussain, D. Jenkins, and J. Peterson - Newport City Council
Councillor N. Byrne – Torfaen County Borough Council
Councillor D. Rowberry – Blaenau Gwent County Borough Council (Observing- Pending Home Office Approval)
K. Stephens – Coopted Member

By invitation:

Ms J. Mudd - Police and Crime Commissioner for Gwent
Mr M. Hobrough – Gwent Police Chief Constable
Ms E. Thomas - Deputy Police and Crime Commissioner for Gwent
Mrs S. Curley - Chief Executive, Office of the Police and Crime Commissioner for Gwent
Mr D. Garwood-Pask – Chief Finance Officer, Office of the Police and Crime Commissioner for Gwent
Mr S. Slater – Head of Strategy, Office of the Police and Crime Commissioner for Gwent
Mr R. Guest – Head of Communications and Engagement, Office of the Police and Crime Commissioner for Gwent
Ms. E. Lionel – Head of Commissioning, Office of the Police and Crime Commissioner for Gwent

Together with:

Mr M. Jacques (Scrutiny Officer - CCBC) and Mrs E. Sullivan (Democratic Services Manager - CCBC).

1. DECLARATIONS OF INTEREST

No declarations of interest were declared by Members.

2. APOLOGIES FOR ABSENCE

Apologies were received from Councillors L. Clarkson (Torfaen County Borough Council) and M. Day (Blaenau Gwent County Borough Council nomination – pending Home Office approval).

3. TO APPROVE AND SIGN THE FOLLOWING MINUTES: GWENT POLICE AND CRIME PANEL HELD ON 12TH DECEMBER 2025

RESOLVED that the minutes of the Gwent Police and Crime Panel meeting held on 26th September (minute no. 1 – 7) be approved as a correct record. The accuracy of the previous meeting's minutes was unanimously approved by those Members present.

4. POLICE AND CRIME COMMISSIONER FOR GWENT'S BUDGET REQUIREMENT AND COUNCIL TAX PRECEPT PROPOSAL 2026/27

The Police and Crime Commissioner (PCC) for Gwent introduced the report which presented the Budget Requirement and Council Tax Precept Proposal for the 2026/27 financial year. The PCC acknowledged the national context surrounding this year's proposals and the significant uncertainty these changes would bring in terms of financial and operational planning. The PCC suggested that if the Panel would find it useful an update on the White Paper could be brought forward to the March meeting, with a fuller briefing prepared once the implications were fully analysed.

The PCC set out the rationale the precept proposals and assured the Panel that this year's budget had been the culmination of detailed scrutiny of the Chief Constable's operational requirements and assurances given that clear and visible progress had been made across Gwent in terms of policing performance. Significant engagement had been undertaken as part of the precept setting process, and this had included a formal survey and extensive face-to-face engagement across Gwent. This engagement programme had been held over 8 months, with 34 events held reaching 8,000 people, providing a wealth of qualitative data. It was explained that this engagement had been very much a listening exercise and had clearly established that the key public priority remained policing visibility, which in turn improved public trust and confidence in the police. In terms of the formal response and the quantitative data 1,166 people had formally responded to the survey with 44% supporting a rise of £2.75 pm (34% no and 22% unsure) with the actual proposed increase presented today being lower at £2.20 pm.

The PCC highlighted the importance of partnership working referencing outcomes from the Summer of Action and the Winter of Action campaigns, joint operations with Local Authorities. A case study in Monmouth was selected as a model of good practice by the Home Office and had achieved positive and impactful results for local communities. A visit by the Home Office and OPCC in Newport had showcased the partnership approach where significant improvements had been made in tackling anti-social behaviour through joint activity. In Blaenau Gwent (Tredegar) the PCC had heard directly from local community councillors about issues affecting the area who were then pleased with the subsequent actions taken to address those concerns; and in Caerphilly (Blackwood), CCTV deployments, anti-social behaviour interventions and partnership successes and brought about community improvements. The PCC emphasised that partnership working was integral to the effectiveness of the precept-funded policing model. The Panel were asked to note that 2.5% of the overall budget was allocated to commissioning projects across Gwent that would address early intervention and victim support needs.

In closing her remarks, the PCC summarised her position and set out her conclusion regarding the proposed 6.99% precept increase, assuring the Panel that she had received the necessary assurances to support the proposal and was confident in the assurances provided by the Chief Constable and the Chief Finance Officer. The PCC emphasised that the information underpinning the proposal had been subject to extensive internal scrutiny and she was satisfied that the budget before the Panel was robust and appropriate. The proposal was rooted in the needs and priorities of Gwent residents and the community expectations around visibility, responsiveness and local policing presence required sustained investment. The precept level proposed aligned with those expectations and ensured the continuity of the improvements already achieved. The PCC acknowledged the difficult financial climate both nationally and locally and affirmed that affordability had been carefully considered. The Panel were asked to

note that the proposed increase (6.99%) was lower than last year (7.95%) and lower than the year before that. In commending the precept proposal to the Panel, the PCC stated that she was content that 6.99% was the most appropriate figure to sustain policing services, meet public expectations, ensure that the Chief Constable could deliver on operational priorities and was essential to maintaining investment, addressing emerging pressures and continuing the positive trajectory of policing performance in Gwent.

The Chief Constable for Gwent, Mark Hobrough provided an operational overview in support of the precept proposal. The Chief Constable assured the Panel that despite recent announcements and national uncertainty in relation to policing in Wales, Gwent Police's focus remained on local policing, visibility and community engagement. He reassured the Panel that whatever the national picture, it would not be at the expense of local concerns and priorities. The Chief Constable summarised the significant internal transformation taking place within Gwent Police, including a new Mission Statement, a new operating model moving from geographical to functional and corresponding changes to governance structures. The Chief Constable would be embedding a strong neighbourhood focus, and optimising opportunities to achieve outcomes across the three pillars of the service.

The Panel were asked to note that Gwent had moved from being in the bottom quartile to top 5 nationally for 999 and 101 call performance. 97% of 999 calls were answered within 10 seconds; 101 waiting time had reduced from 14.5 minutes to approximately 90 seconds; abandonment rates had reduced from 45% to a single figure; and emergency and priority response times consistently exceeded 80%. In terms of Neighbourhood Policing there had been significant investment in PCSOs and neighbourhood teams, and the deployment of additional officers into hotspot areas across Gwent resulted in 160 arrests and 120 vehicle seizures in the first months of targeted action. Furthermore, tangible progress in tackling anti-social behaviour and shoplifting hotspots had been seen. The positive public feedback from the Neighbourhood Matters digital platform was highlighted and the Chief Constable outlined how information technology and AI could be used to further optimise service delivery.

In terms of Crime and Public Protection, the Chief Constable highlighted an anticipated positive inspection outcome for rape and sexual offence handling, positioning Gwent as a potential national reference force. Serious and Organised Crime disruptions increased from under 500 annually to nearly 1,800.

The Chief Constable emphasised how the changing sentencing landscape would have major operational consequences for Gwent Police. The changes would create additional duties and workloads especially in areas linked to supervision, safeguarding, officer management and the management of high-risk individuals. The Chief Constable further emphasised how Gwent Police was required to meet national government expectations regardless of whether these aligned with local policing priorities. Financial and operational pressures were unavoidable as they arose from central government mandates; however, he was committed to ensuring that local policing must remain protected.

In concluding his presentation, the Chief Constable highlighted the results from the most recent Employee Opinion Survey as an important indicator of staff confidence and organisational progress. There had been a significant increase in the number of staff completing the survey; a positive sign as it demonstrated an engaged workforce motivated to contribute to organisational improvement. Every key metric he wished to see improve had moved in the right direction and signalled measurable and favourable progress compared with previous years. The improvement in areas relating to neighbourhood policing, reflected staff understanding of, and alignment with, the new neighbourhood focused operating model. The Panel were asked to note the positive journey underway and the commitment of the Chief Constable and Gwent Police to keep on this pathway.

The Chief Finance Officer (CFO) in his presentation set out the financial basis for the 2026/27 precept proposal and reaffirmed his legal responsibility as the Section 151 Officer to provide an honest, robust and independent assessment of the financial position and precept requirement.

The CFO emphasised that the recommendation before the Panel was made despite significant levels of uncertainty including the lack of detailed information in the provisional settlement; unknown levels of Home Office reallocations and top-slice deductions; and the impact of the Police Reform White Paper. Further uncertainty remained around the funding of Phase 2 of the Neighbourhood Policing Guarantee; national pay award and inflation pressures; risks to capital financing; and medium-term budget sustainability. The importance of understanding the financial and operational risks was highlighted and what that would mean for the delivery of services to the people of Gwent in an uncertain time. Notwithstanding that uncertainty when setting the 2026/27 Budget he assured the Panel that the Commissioner had provided financial stability and focus for the residents of Gwent.

The Panel were asked to note that the recommendations for 2026/27 contained a Revenue Budget Requirement of £196.627m; a Capital Budget of £11.680m; Budget Savings of £1.530m; and Cashable Efficiency savings of £730k. In terms of budget savings, it was noted that £1.530m had already been removed for 2026/27 and the total historic cashable efficiency savings delivered since 2010/11 exceeding £56m. The Chief Finance Officer explained the difference between costs, funding and the scale of the structural deficit without the precept increase. In terms of the precept proposal itself the proposed Band D increase for 2026/27 was £26.37, a percentage increase of 6.99%. The Band D charge would rise from £377.31 to £403.58 and would contribute £93m of the overall policing funding. The CFO emphasised the need to balance affordability with sustainability and assured the Panel that this proposal reflected the minimum necessary to support operational delivery, without creating future instability.

The allocation of resources was detailed, and it was noted that 97% of the Commissioner's overall budget funds direct policing functions, 3% supports the Office of the Police and Crime Commissioner (OPCC). Of this 3%, 0.5% funds the OPCC Office and 2.5% is invested in Commissioned Services supporting victims, early interventions and community organisations; and the Panel were asked to note that Commissioned Services provision was already oversubscribed. The internal legitimacy and scrutiny process between the OPCC and Gwent Police was outlined and included engagement with the Police and Crime Panel and Joint Audit Committee; views of residents and businesses were also obtained prior to precept setting. As outlined earlier by the PCC an extensive programme of engagement and consultation with the public had been undertaken over 8 months, with 34 events, covering 314 hours and 8,000 people reached with 1,166 formally having their say on the precept increase. 44% of those surveyed supported an increase of £2.75 per month with the actual proposal of £2.20 per month being lower than the consultation figure. The CFO emphasised that the number of people surveyed gave a statistically robust sample.

Moving on to Economic, National and Local Funding Pressures the CFO set out the layered financial pressures and the context within which the precept proposal was brought forward. National and local drivers such as the Safer Streets Mission, Strategic Policing Requirement, Police, Crime and Justice Plan 2025-2029 and Force Delivery Plan were referenced. Economic factors such as the 2025 Spending Review placed pressure on 'unprotected' Government departments such as the Home Office and the Government's own fiscal rules limit borrowing for day-to-day services. Inflationary pressures upon Commissioners and Forces coupled with pay awards remaining unfunded nationally, continued the 'real term' cuts in Government funding for Commissioners.

It was noted that the Home Office Grant provided only 4% growth year on year (£3.9m adjusted to £4.4m as explained below), all of which would be absorbed immediately by inflation and pay awards. The provisional settlement had lacked detail on Phase 2 of the Neighbourhood Policing Guarantee Grant, with this detail only being received on Wednesday of this week. It was noted that Gwent Police would receive an extra £500,000 from the Home Office to support 18 new neighbourhood policing resources. However, that amount only covered about 50% of the cost of those posts, and so the choice would be maintaining officer numbers by covering the shortfall locally or moving officers from other areas into the Neighbourhood Policing field. Furthermore, Specific Grant funding for such things as increased Pension and National Insurance contribution

I costs has remained cash-flat, leading to a £4m annual shortfall to be funded locally. The OPCC and Gwent Police were therefore still assessing the operational and financial risks associated with Phase 2 of delivering the Neighbourhood Policing Guarantee. It was noted that English Commissioners still receive Legacy Council Tax Freeze grants totalling over half a billion pounds, but this was not the case in Wales. Home Office 'top slicing' continued to remove money from the overall national policing 'pot' before allocations were made to Commissioners and subsequently forces. Welsh forces including Gwent therefore received allocations that had already been reduced. It was further noted that the information received on Wednesday confirmed that the £1m ASB Hotspot Policing Grant had been removed and was assumed would become 'business as usual'. Should this key service provision continue, it would mean an additional cost pressure that was not reflected within the budget presented.

In relation to Ministry of Justice Funding (MoJ) the CFO stated that although the MoJ had increased its victims-related grant by 2% (approximately £25,000), which was welcomed for the current year he reminded the Panel that the MoJ had removed £29,000 from the same funding line the previous year. This meant Gwent was still £4,000 below previous cash levels, and in real terms significantly worse off due to inflation and rising demand. He stressed that while the uplift was appreciated, MoJ funding did not meet the true cost pressures on victim and both sexual and domestic violence-related services, leaving a gap that must be funded locally. Regarding Welsh Government funding for 70 PCSOs, this was expected to continue into 2026/27, with the Commissioner and Chief Constable jointly funding the remaining posts to maintain a total of 144 PCSOs across Gwent. He clarified that the full Welsh Government settlement had not yet been received, but early indications were positive. Despite this, he emphasised that financial pressures particularly inflation and pay awards meant that local funding would still be required to meet the true cost of neighbourhood policing.

Moving on to Council Tax Funding the CFO explained the variation between England and Wales and how Police and Crime Commissioners in England had been granted the flexibility (for the ninth consecutive year) to raise their precept by £15 per annum and can in exceptional cases seek more than £15 if needed to maintain financial stability. There remained a large variation on the impact of precept increase across England and Wales, owing to differences in the funding formula, local council tax bases and Welsh Government arrangements.

In concluding his presentation, the CFO explained the journey to the 2026/27 precept proposal and explained that the Chief Constable's operational requirement presented to the Panel in December, assumed a 6.82% precept increase which equated to £25.73 for a Band D household. This figure was the baseline assumption built in every year, being the amount usually needed to generally maintain policing services without improvement. However, it was explained that even with this increase it still left a budget deficit of £5.675m for 2026/27, demonstrating the pressures facing Gwent Police significantly exceeded the baseline precept assumption. In mid-December the Home Office released the very high-level provisional settlement, which confirmed expected growth of £3.9m (since rising to £4.4m), and with the MoJ £25,000 uplift on Victims and VAWDASV support reduced the deficit marginally from £5.675m to £5.650m; but the impact of the provisional settlement and MoJ increase was nowhere near enough to close the budgetary gap. In January 2026 the CFO and Financial Team worked through several crucial refinements; local council tax base data came in slightly higher than forecast, creating a small but helpful increase in expected Council Tax income. Public Engagement results confirmed a 44% support for a £2.75 per month increase on Precept, giving confidence that the public understood the pressures on policing. Further scrutiny with Chief Officers was undertaken and savings and new budget pressures were re-examined, residual risks, including national mandates and inflation and additional cashable efficiency savings of £730,000 were confirmed. National clarity was received on flat-cash ring-fenced grants and the confirmation that the Neighbourhood Policing Guarantee Phase 2 grant was £500,000 for 18 posts, covering only 50% of the costs and therefore creating further pressures. The CFO explained the extremely limited options available to close the remaining budget gap. These which included increased income through higher precept, although this must be balanced with its affordability for resident; to deliver more cashable efficiency savings, but Gwent Police had already delivered £56m in cashable efficiency savings since 2010, and most of the remaining

expenditure being staff related could not be cut without reducing police presence; and to use reserves to artificially depress the precept would not be financially prudent, creating a recurring deficit and forcing larger precept rises in future years or cuts in policing. The CFO highlighted that the precept was not a 'silver bullet', but without it the Chief Constable could not deliver the policing the public expects.

After weighing all the factors and refining assumptions the final precept recommendation was an increase of 6.99%, representing £26.37 per year for a Band D property; this increase being lower than last year's 7.95%. The CFO emphasised that even with a 6.99% increase a £5.4m recurrent deficit remained for 2026/27 to be managed through risk-based approaches and in-year savings. The proposal kept policing stable in an environment where inflation remained high; national mandates increased demand; ring fenced grants were cash-flat; top slicing removed £1bn nationally; and capital pressures (ESN, fleet, technology) continued to escalate. The Chief Finance Officer advised the Panel that he was confident in the assurances and scrutiny of the proposal as a sensible, financially stable position in turbulent times and under his duties as Section 151 Officer commended the Precept Proposal to the Panel.

The Chair thanked the Police and Crime Commissioner, Chief Constable and Chief Finance Officer for their presentations and the floor was opened to questions.

A Member requested clarification on the anticipated OPCC controlled funding and whether it was expected to be fully committed and if there would be any variances? The Member also sought clarification as to whether the previously committed £1m (for the development of the plan) was already included in the base budget or was it an additional pressure?

The CFO confirmed that the 3% OPCC budget equated to approximately 0.5% (circa £1m) for the OPCC office and 2.5% for Commissioned Services. The OPCC's 2025/26 funding was fully committed, largely due to staffing and ongoing commissioned contracts. The £1m uplift approved in the previous financial year had already been built into the base budget, requiring no additional provision in the 2026/27 proposals. The Commissioner added that commissioned services were oversubscribed, demonstrating strong demand and reliance on OPCC support. Engagement with providers showed the value placed on these services and the confidence that funding would continue.

A Member sought clarification on whether the public engagement sample was skewed toward older people or those attending physical events and asked how digital exclusion was addressed.

The Head of Communications and Engagement assured the Member that extensive face to face work and been specifically undertaken to include digitally excluded groups. There had been increased engagement with younger people through the development of the Children and Young People's Charter which had also opened a window for further engagement opportunities with parents. Formal surveys had been supplemented with qualitative engagement at public events and confirmed that this year's data was among the most demographically balanced achieved by the OPCC and large volumes of qualitative data supported the survey findings.

A Member queried whether there had been any justification from central government for failing to uplift grants in line with inflation and it was explained that central government had never systematically funded inflation or pay awards in policing.

Clarification was sought as to why the Emergency Services Network (ESN) reserve had been used, whether this was planned and what were the future implications?

The CFO explained that the ESN had originally been forecast to cost around £6m for Gwent, to prepare for this a specific ESN reserve had been built up to fund the transition, however during a period of high interest rates (6%) it had been financially prudent to use the reserve rather than borrow at the high rate. The use of the reserve had allowed the delivery of the capital programme, including IT, Fleet and estate investments to continue; without the use of the reserve, borrowing would have been unavoidable and significantly more expensive. It was

further noted that the transition was now expected to cost between £10m-£12m, therefore even if the original ESN reserve had been untouched, it would not have covered the new total cost.

The Panel were asked to note that the ESN transition was now expected to take place in 2028 with the current Airwave system expected to be shut down in 2029. As all forces must transition to ESN before then borrowing would be required, however it was anticipated that interest rates would be lower at this time. Assurances were given that a separate reserve 'Airwave Replacement Reserve' remained in place and currently holds approximately £5m to ensure ongoing resilience of the Airwave system until ESN is deployed nationally.

A Member raised a query on procurement processes and whether savings could be made through joint arrangements. Assurances were given that Blue Light Commercial already delivered national procurement for major contracts, and shared procurement arrangements operated across Gwent, South Wales and Dyfed-Powys with approximately 80% of procurement spend done collaboratively.

A Member queried the reported £5.8 million favourable in-year financial position, asking when the Commissioner and Chief Finance Officer had first become aware of this variance and why the Panel had not been provided with Quarter 3 (Q3) financial information in advance of the meeting, given that the date of the precept meeting had been scheduled for 12 months. He suggested that the Panel would reasonably expect to have the latest financial position before being asked to scrutinise and approve the precept. He further questioned whether the improved financial position should have resulted in a lower precept requirement, noting that residents were being asked to absorb a 6.99% rise at the same time as the organisation had become substantially "better off" during the year.

In response, the CFO, explained that the £5.8 million variance was non-recurrent and consisted largely of one-off income, deferred expenditure, and timing differences, none of which formed a sustainable funding source. He confirmed that only approximately £3.1 million represented a net cash improvement, of which he had prudently built £2.5 million into reserves. He emphasised that it would not be financially prudent to use non-recurrent gains to reduce a recurring precept, as doing so would create a structural deficit in subsequent years, potentially requiring a significantly higher precept increase next year or resulting in a reduction in policing services.

Regarding the timing of financial reporting, the CFO outlined the statutory governance process for quarterly accounts. He advised that Quarter 3 closed in late December, with Finance Officers completing internal consolidation in early January. The financial position must then be reviewed by the Chief Officer Team before being submitted to the Commissioner and subsequently shared externally. The Q3 position was due for consideration at a Chief Officer meeting on the Monday following the Panel meeting, meaning that it had not yet cleared internal governance and could not be formally reported. He confirmed, however, that he was not aware of any material movements between Q2 and Q3 that would have affected the precept recommendation, and there was no scenario that he could think of in which Q3 figures would have materially altered the budget position presented to the Panel.

The CFO reiterated that policing was a demand-led service, with financial fluctuation being normal, and noted that a 3% variance on a £213m budget was within an acceptable tolerance. He concluded that the proposed precept remained the minimum level required to maintain operational capacity and deliver the policing service expected by Gwent communities.

A Member in reference to Appendix 2 and the forecast overspend of £1.5m on police officer overtime at Quarter 2, queried how reliable the overtime budget for 2026/27 was, given such a large overspend was already evident and whether this indicated a risk of under-budgeting in the coming financial year.

The CFO confirmed that being a demand led pressure it was historically difficult to control and remained a continuing area of pressure. However, oversight and scrutiny of this had been

significantly strengthened through a dedicated monthly Overtime Scrutiny Panel chaired by the Assistant Chief Constable with each Chief Superintendent and Department Head accounting for the overtime position within their area. The Panel were asked to note that the 2026/27 budget included a £2.1m 'vacancy factor', reflecting periods where posts were temporarily unfilled due to the way in which recruitment cycles ran, and this planned underspend provided natural absorption for some overtime. It was further explained that much of the current year pressures related to mutual aid and national events, for which consequential costs were not always reimbursed. He assured the Panel that the budget for 2026/27 remained appropriate and that no material risks had been identified that would undermine its reliability.

Clarification was sought in relation to large increased in-fleet replacement budgets and variances in specialist equipment costs. It was confirmed that replacement programmes were cyclical with large batches coming due together; there were increased unit costs due to the EV transition and variances due to re-profiling within the capital programme.

A Member queried the expected outturn for 2025/26 in relation to the Dangerous Dogs budget, whether Gwent Police was expecting any further government funding for 2026/27 and how was the OPCC, in holding the Chief Constable to account, ensuring the length of kennelling, timeliness of investigations and effective management of seized dogs did not contribute unnecessarily to budget pressures.

The Member was advised that the Dangerous Dogs budget was forecast to overspend by £338,000, this meant that the total 2025/26 spend would fall somewhere between £520,000 and £820,000 depending on the number of dogs seized in the final quarter. The £300k contingency added for 2026/27 had been based on known in-year demand and was already £38,000 short of that contingency level in the current year. It was emphasised that demand on this budget was highly volatile as it was dependent on the number of XL Bullies and other breeds seized; the length of time required to conduct investigations; court backlogs; the number of abandoned animals; and community reporting following high-profile national incidents. It was noted that £295,000 was received late in the year offering one-off funding from DEFRA, however there was no further funding expected for 2026/27, therefore all future costs must be absorbed locally.

The Police and Crime Commissioner advised that she scrutinised the Dangerous Dogs function through the Accountability and Assurance Board (AAB) and through weekly meetings with the Chief Constable and was satisfied that Gwent Police were managing the cases as efficiently as possible, working to reduce kennel time, prioritising timely investigations and responding to community concerns. The Panel were advised that the OPCC also funded improvements to existing kennel facilities which allowed dogs to be housed more safely and appropriately while awaiting assessment or legal outcomes.

The Chief Constable offered a detailed operational account that included monthly oversight of every seized dog, monitoring case progress, welfare conditions and whether interim exemptions could be used to return dogs to owners safely. Assurances were given that where it was appropriate and under strict conditions dogs can be returned to owners which reduces kennelling costs and improved welfare outcomes. The Panel were advised that the XL Bully legislation was driving exceptional demand, UK wide over £25m in costs had been incurred within 10 months of the legislation coming into force and the expectation was that demand would remain elevated.

A Member queried the validity of the consultation process and the affordability of the proposed precept increase, in that respondents might have given instinctive yes or no responses without considering fully the financial implications. The Panel were assured that there had been significant face to face engagement and this supplemented the formal survey results, many 'no' responses had actually been requests for higher investment due to visibility concerns. It was again emphasised that the proposed precept increase of £2.20 per month was lower than the consultation figure of a £2.75 per month increase. The Panel were reminded that Local Authorities provided support for residents via the Council Tax Relief Support Scheme.

A Member referring to previous comments added his concerns in relation to the unexpected £3m in-year cash position and that this could have been used to offset the precept increase. The Member also shared concerns previously raised in relation to the timing of the Q3 financial data. The PCC reaffirmed that using one off funds to reduce a recurring precept would create a structural deficit next year, and that reducing the proposed precept would result in service reduction which would be inconsistent with the priorities identified by the public during the consultation.

A Member queried whether ICT Automation and AI had been incorporated into the budget and strategic planning for 2026/27 and if it presented efficiency opportunities that could reduce bureaucracy, speed up processes and reduce costs. The Panel were assured that automation and AI formed a major strand of the Force's productivity and efficiency programme. The significant work underway on ICT automation and robotics was highlighted, noting that while some initiatives generated productivity rather than cashable savings, they nevertheless freed staff from transactional work to return to front line service. Reference was made to planned investment in Salesforce to enhance victim contact and streamline internal processes and it was confirmed that automation and AI were integral to the medium-term savings strategy.

The PCC referred to the strong collaboration with South Wales Police through the Digital Services Division, ensuring good value and coordinated technological development. The Chief Constable added that while AI must be used appropriately, it was vital for reducing bureaucracy and supporting frontline visibility. Reference was made to the success of the Gwent Neighbourhood App, and this positive view was supported by Panel Members who regularly used it and found it a valuable source of information.

Referring to Page 97 of the report pack a Member asked whether the 6.99% precept proposal had been fully built into the financial figures presented, querying why the shortfall shown on that page appeared lower than the £5.4m 2025/26 surplus discussed earlier. He also sought clarification on the 8.47% figure referenced in the same table on Page 97.

The CFO confirmed that the 6.99% precept was fully incorporated into the projections shown on page 97, appearing at line 18 of the table. He explained that the lower deficit shown was due to the inclusion of identified savings and risk-managed adjustments, whereas the higher figure, incorporating an 8.47% increase in the 2026/27 expenditure budget, reflected the initial gross deficit position before these measures. The 8.47% referenced on page 97 related growth in expenditure budgets between 2025/26 and 2026/27. He cautioned that significant pressures, such as the Neighbourhood Policing Guarantee, Sentencing Bill changes and ESN transition cost, were not yet included in those figures, meaning deficits would remain substantial in later years.

A Member queried why the SAN Replacement budget line showed a jump from £50,000 in 2025/26 to £200,000 in 2026/27 and the CFO confirmed that the variation reflected reprofiling after the Christmas review of the capital programme, the original £50k being a forecast but the updated information showed that a cluster of items used for operational and specialist equipment required replacement together. The Panel were asked to note that this was a normal cycle and costs were being updated in line with actual need.

A Member sought clarification as to why the previous capital programme projected £48m over 5 years, whereas the current programme showed £34m and did this reduction indicate that planned projects had been cut or delayed. The Member also noted the £1.4m interest payment and queried at what point would the force need to borrow and was the increase linked to capital pressures such as ESN? The CFO confirmed that the reduction reflected the fact that the previous 2 years had delivered a very large capital programme, with the major projects completed the reduction represented the completion of previous investment rather than cuts to required future work. Regarding the £1.4m interest payment this related to the requirement to borrow for future capital needs particularly the ESN transition.

The Member then raised a question on Appendix 6 and the £1.5m capital asset sales scheduled

for receipt and was advised that this did not relate to the sale of a physical building or land but reflected the curtailment of a previously capitalised scheme. The Member then queried if given the £5.4m deficit would capital plans need to be cut or rephased? Assurance was given that some elements might be risk managed, however core capital commitments could not be cut as they related to mandatory infrastructure. The CFO also confirmed that the current Estate Strategy is extant, and the capital programme therefore fully reflected the existing Estate Strategy, remaining fully deliverable subject to borrowing.

Reference was made to the minutes of the last meeting and a commitment that the Panel would receive an update on the Estate Strategy in the New Year. The Member queried why the Panel had not received the promised update, and why it had not been shared with the Finance and Estates Subgroup. The Member expressed concern that no indication had been provided about the strategy's financial implications, and that despite this the 2026/27 budget was being presented to the Panel without any visibility of future estate commitments. The Member queried why the Panel had not been kept informed of delays or changes as the PCC had stated that there would be significant increases in costs and sought assurance that there were no impending estate-related financial pressures affecting the 2026/27 budget.

The PCC having reviewed the recording of the last meeting felt that there had been a misinterpretation of her comments, she had not stated that there would be significant increases but that there could be, dependent on the outcome of the All-Wales Sustainability Strategy. As this work had not been completed, it would be premature for Gwent to finalise its own Estate Strategy. However, as soon as the national work was finished and assessed it would be brought to the Panel. The inclusion of the impacts of sustainability work was an internal audit recommendation. The Panel were advised that the financial implications for 2026/27 were limited, known local estate priorities such as the Evidential Property Store consolidation and urgent remedial works necessary to maintain operational assets had already been factored into the budget.

The Member then sought reassurance that there would be no impact on the 2026/27 budget from the All-Wales Sustainability Strategy. The PCC provided assurance that based on current information she did not expect any new financial commitments arising from the Wales wide work. The PCC reiterated that although she could not in good faith speak for national timelines, once the strategy was completed and reviewed the Panel would be fully engaged. The CFO provided his assurance that the 2026/27 Capital Programme already included the required estate investment, although the national Joint Sustainability Strategy might trigger future capital need there was no indication it would land in 2026/27. He further assured the Panel that the budget before them was complete for the coming year and there were no additional estate commitments pending that would impact on 2026/27.

The Member again expressed his concern in relation to a lack of transparency on timeline changes, lack of regular updates and his lack of confidence that emerging estate risks would not appear once the budget had been approved. The PCC reemphasised that she would not make unilateral estate decisions without involving the Panel, the strategy was not ready because the national work was not ready, once this missing piece was available, the full Strategy would be brought to the Panel.

Members sought clarification in relation to joint working arrangements to reduce costs, and the CFO explained the various way in which Gwent Police worked collaboratively with other forces, including joint procurement and the SRS provision with local authorities; any opportunities for collaborative working were fully explored. Members further queried the impact of policing special events/protests and whether costs were budgeted locally or from the requesting force and if there was any other funding available towards those cost implications. The CFO explained that it was often a 'bit of both', with funding shared and distributed via a Regional Operational Committee however costs were not always fully recoverable and knock on pressures such as overtime were not recoverable and had to be funded locally.

The Chair thanked the Police and Crime Commissioner, the Chief Constable, Chief Finance

Officer and Officer's present for their responses and the meeting was adjourned for the Panel's deliberations.

The Chair reconvened the meeting, following full debate the recommendations within the report were detailed and in noting there were 2 For, 8 Against and 0 Abstentions, the Gwent Police and Crime Panel considered the proposed precept of £6.99% to be unacceptable. In exercising its veto, the Panel concluded that the proposed precept should be lower.

The Chair on behalf of the Panel provided the following information in relation to the decision.

A number of Panel Members had concerns over the lack of information needed for them to have total assurance on the robustness of the Commissioner's Budget Requirement and the Council Tax Precept increase proposed.

It was highlighted that budget papers were received just eight clear days before the meeting and that this left limited time for effective scrutiny.

The Chair also observed that it was unfortunate that the Panel's Finance and Estates Subgroup had not been engaged in the budget process prior to the January meeting in the same way as in previous years. However, it was acknowledged at an All-Member Briefing with the Chief Finance Officer had taken place on 16th January 2026. The importance of the subgroup was stressed, and it was highlighted that in previous years it had been an important conduit to the management of the complexity of this statutory responsibility of the Panel. It was also highlighted that this subgroup had not met since September 2025.

Concerns over the lack of financial information had been expressed by the Chair in a letter to the PCC at the end of November 2025 and to the CFO at the January Briefing. Despite being told in response that the OPCC had met its statutory obligation in terms of providing information the Chair highlighted that the information provided this year was less than previous years, and that Panels for North Wales Police and South Wales Police had budget and financial updates at most meetings.

The Chair was disappointed that an update on the Q3 position was not available until the Monday following the Panel meeting due to internal OPCC processes. The Chair also had concerns over the swing from a £2m deficit at Q2 to a revised £5m surplus, information on which was only presented to the Panel two days before the main budget and Council Tax Precept proposal meeting.

On the £1m for the implementation of the PCC's Police, Crime and Justice Plan identified at last year's budget the Chair observed that there was a lack of a compelling case for the requirement of funding suitable projects over pressurised front line policing services.

The Chair also expressed concerns over the revised Estates Strategy as there was a lack of information despite being advised last September that there would be significant financial consequences in terms of both revenue and capital spend. The lack of Estates Strategy information alongside the missing Q3 update caused the Chair to cast doubt on the validity and robustness of the 26/27 budget.

The Chair also sought greater clarity on cost saving strategies and improvements in areas such as IT solutions and software and observed that it would be helpful to understand how these extra costs are an essential part of the capital programme by having a specific cost savings briefing in the future.

The Panel remained fully supportive of the work carried out by the Chief Constable and the delivery of policing services and it was acknowledged that the answers provided by officers at the meeting had gone some way towards addressing the information required from Members. However, for a number of the Panel the limited time and availability of information to conduct full scrutiny has not been sufficient for them, from a professional standpoint, to satisfy

themselves of the financial position and precept requirement and to agree with the recommendation.

The Chair sought assurances that the OPCC would engage with the established framework of Gwent PCP Subgroups, that the revised Estates Strategy would be shared with the Panel for their input prior to publication of the final version, and that regular financial updates would be included in the Panel's Forward Work Programme.

5. FORWARD WORK PROGRAMME

The Scrutiny Officer (Mr M. Jacques) asked Members to review the Panel's Forward Work Programmes and advised that as discussed earlier an update on the White Paper would be added to the March meeting. An update on the Estates Strategy would also be added to the Forward Work Programme following the completion of the All-Wales Joint Sustainability Strategy along with an information item on the VFM Profiles (new Efficiency Self-Assessment Toolkit). The Panel's request that regular financial reports be added to the Forward Work Programme would be taken forward by the Scrutiny Officer.

Meeting Closed at 13:20 pm.

Gwent Police
and Crime Panel

Panel Heddlu
Gwent a Throseddu

GWENT POLICE AND CRIME PANEL

MINUTES OF THE MEETING HELD AT PENALLTA HOUSE ON FRIDAY 20TH FEBRUARY 2026 AT 10.00AM

Present:

Councillor C. Mann, Caerphilly County Borough Council – Chair

Councillors F. Hussain and J. Peterson - Newport City Council

Councillors L. Clarkson and N. Byrne – Torfaen County Borough Council

Together with:

Mr M. Jacques (Scrutiny Officer - CCBC), Mrs L. Lane (Head of Democratic Services – CCBC) and Mrs E. Sullivan (Democratic Services Manager - CCBC).

The meeting was delayed by fifteen minutes to ensure that it was quorate.

1. DECLARATIONS OF INTEREST

No declarations of interest were declared by Members.

2. APOLOGIES FOR ABSENCE

Apologies were received from Councillors M. Chacon-Dawson (Caerphilly County Borough Council), M. Day (Blaenau Gwent County Borough Council), T. Easson (Monmouthshire County Council), D. Jenkins (Newport City Council), T. Kear (Monmouthshire County Council), L. Phipps (Caerphilly County Borough Council nomination – pending Home Office approval), and D. Rowberry (Blaenau Gwent County Borough Council nomination - pending Home Office approval). Apologies were also received from Mrs. G. Howells and Ms K. Stevenson – Co-opted Members.

The Chair sought clarity on the status of Councillors Phipps and Rowberry. The Scrutiny Officer (Mr M. Jacques) advised that they were both still awaiting Ministerial approval from the Home Office, and if they had attended it would be in the capacity of observers.

3. REPORT ON THE POLICE AND CRIME COMMISSIONER FOR GWENT'S REVISED COUNCIL TAX PRECEPT PROPOSAL FOR 2026/27

The Scrutiny Officer introduced the report and highlighted that following the Gwent Police and Crime Panel's decision to reduce the precept level at the Panel meeting on 30th January 2026, the Commissioner had issued a revised Council Tax Precept Proposal for 2026/27. A revised Council Tax Precept of £93,286,500, the equivalent to a precept of £403.53 per annum for a Band D property.

The officer stressed that following the Panel's veto the original precept increase of 6.99% had been reduced by 0.04% and was now set at 6.95%. This was the equivalent of a 0.15p reduction per annum for a Band D property. The reduction equates to a permanent loss of income of £34,676 per annum from partnership funding by the OPCC. The Scrutiny Officer outlined how the Panel were asked to consider the revised proposal and to indicate if they accepted or rejected it. It was also possible for the Panel to make recommendations to the Commissioner. The outcome of the meeting would be presented to the Commissioner in the form of a second report from the Panel. Panel Members heard that a second veto of the precept proposal was not available to them and the Commissioner could proceed and issue the revised precept. The Chair then invited comments from the Panel.

One Member raised concerns over the lack of Quarter 3 2025/26 information, which caused an issue considering the unexpected underspend identified in the Quarter 2 forecast. The Member observed that the inclusion of this information would have better informed his decision on the revised precept.

A Member expressed her acceptance of the revised Council Tax Precept Proposal. Another Member highlighted his initial concern over the level of the original proposal and welcomed the Commissioner's reduction in the revised precept.

The Chair asked the Scrutiny Officer to reiterate the role of the Panel at this meeting. The officer highlighted that the Panel were asked to consider the revised proposal and to indicate if they accepted or rejected it. It was also possible for the Panel to make recommendations to the Commissioner.

One Member observed that she was minded to accept the revised precept and suggested that any concerns over the Scrutiny process be discussed at a future meeting.

The Chair highlighted that he had received a statement from two Members who had submitted apologies for the meeting, he had intended to read this to the PCC before realising that OPCC staff were not obliged to attend this meeting. The Chair also had concerns over the lack of Quarter 3 information especially following the surplus identified at Quarter 2. He observed that given the financial information available the Commissioner's precept proposal could have been reduced further. A Member highlighted the permanent loss of income of £34,676 per annum from partnership funding by the OPCC and suggested that there were always consequences to reducing the precept. The Chair accepted this point and highlighted the addition of a recurring £1M for delivering objectives which had been identified in the 2025/26 budget.

Following consideration of the report, it was moved and seconded that the Commissioner's Revised Council Tax Precept Proposal for 2026/27 be accepted. In noting that there were 3 votes for, 2 votes against and 0 abstentions, this was agreed by the majority present.

RESOLVED that the Gwent Police and Crime Panel accept the proposed revised precept of £93,286,500 for 2026/27, equivalent to a Council Tax Band D of £403.53, reflecting an increase of 6.95% or £26.22 per annum.

Meeting Closed at 10:35 am.

Police and Crime Commissioner Update March 2026

This is a selection of activities undertaken, scrutinised or supported by the Office of the Police and Crime Commissioner (OPCC) in January – March 2026.

Anti-Racism Action Plan

I was pleased to attend the Anti-Racism Community Engagement Feedback Forum earlier this month and highlight progress towards the plan. The forum was an opportunity for Criminal Justice Board for Wales members to provide feedback on their learning following community collaboration visits that took place at the end of the year. South Wales Police and Crime Commissioner Emma Wools and I presented our findings to the forum, following our visit to EYST's Urban Youth Project in Pillgwenlly. This was chosen because of both the service user and provider perspectives, allowing critical insights in how to deliver the anti-racism work through collaboration.

Ask for Angela

I supported the Ask for Angela scheme's new pledge initiative and I am working to ensure this is rolled out locally to all licensed premises in Gwent. This will include providing funding to promote the scheme and train staff in pubs and clubs on how to operate it. Ask for Angela is a simple but effective safety campaign to reduce or prevent sexual violence and vulnerability for people in pubs, clubs and licensed venues, particularly in the evening and night-time economy. I believe all licensed premises should sign-up to the initiative.

Children and Young People's Charter

In November I launched a new Children and Young People's Charter for Gwent. This sets out my commitment to ensuring that children and young people are heard and that their rights are championed within the criminal justice system. As part of this, I held a Youth Question Time event earlier this month. The event gave young people the opportunity to ask questions directly to a panel of influential people in Gwent and was attended by more than 130 young people. Feedback was overwhelmingly positive, with attendees focusing on opportunities for young people, youth provision and mental health services in particular.

Commissioning

I have agreed funding for a number of projects that tackle crime and anti-social behaviour, support victims and vulnerable people, and build community cohesion through the following initiatives:

- **Commissioner's Partnership Fund** - Grants of up to £1,000 to enable grassroots organisations to deliver community-led activities.
- **Commissioner's Community Fund** - Grants between £1,000 - £50,000 to enable organisations to deliver sustained projects, prioritising support for children and young people.
- **Commissioner's Community Engagement Fund** - Grants of up to £5,000 to support projects that build community cohesion, and trust and confidence in public services.

I approved 22 bids to the Commissioner's Community Fund totalling more than £585,500, with a further 12 successful bids from the Commissioner's Community Engagement Fund totalling more than £36,000.

This is in addition to £65,000 I have contributed to the Gwent High Sheriff's Fund, which supports small community projects across the region. The grant making event for this fund is taking place later this month.

Holocaust Memorial Day

I joined community representatives from across Gwent to mark Holocaust Memorial Day at a special ceremony at Newport Cathedral. Schoolchildren led proceedings, which included readings, music, and a candlelit procession during which they read out the names of some of those who lost their lives in the Holocaust. I also arranged for Gwent Police's headquarters in Cwmbran to be lit up in purple as part of Holocaust Memorial Day Trust's Light the Darkness campaign.

Memorandum of Understanding

A Memorandum of Understanding has been signed on behalf of Welsh Government and Policing in Wales. The memorandum confirms a shared commitment to continue working in partnership to meet the needs of people across Wales. It sets out a joint pledge to deliver for victims and survivors of crime, take a trauma-informed and evidence-based approach, adopt anti-racist principles, support strategic decision-making, and protect communities throughout Wales. With the future changes for policing in Wales still unclear, it is more important than ever that we reinforce our commitment to our residents that it remains business as usual. We have a strong partnership with Welsh Government and will continue to work together to deliver the best service for the people in our communities.

Restorative Approaches in Schools

I addressed a conference of Gwent headteachers and other educators on taking restorative approaches in schools. The aim is to reduce conflict, build relationships, and promote accountability, responsibility and positive values in our children and young people. On the day we explored the links between restorative approaches and community safety. I'm proud that our work was recognised as helping schools to problem solve some of the key issues that teachers are facing and help turn troubled children's lives around.

Safer Communities

I held the latest Gwent Safer Communities Board in March, which brings senior leaders from Public Service Board organisations together to improve community safety across Gwent. We had updates on progress against the priorities of the board, in particular:

- Work of my office to better understand the current structures and issues of partnerships under the board, to make recommendations for improvement;
- A report recommending new arrangements to help tackle community cohesion and tensions issues across Gwent;
- An overview of the results of the Winter of Action and how we could run future prevention and enforcement campaigns in Gwent; and
- An update from Gwent Police on their ASB Action Plan that has been developed with community safety partners and is due for completion by the end of the month.

A number of actions were directed against these priorities and I look forward to this work developing further.

Wales Safer Communities Conference

As chair of the Wales Safer Communities Board, I addressed partners from across the criminal justice system at the annual Safer Communities Conference. Organised by the Wales Safer Communities Network, the event brought together practitioners to share best practice and strengthen collaborative efforts to improve community safety across Wales. Delegates explored a range of key issues, including extremism and online harms, criminal exploitation, and the vital role of early intervention in building safer, more resilient communities. By sharing good work, emerging insights and best practice, we can continue to strengthen our collective approach to keeping people safe.

Scrutiny

I held two Public Accountability Forums with Chief Constable Mark Hobrough. The first focused on issues affecting communities in Torfaen, with the second tackling feedback from communities in Caerphilly. I held the latest Accountability and Assurance Board earlier this month, which focused on the organisational performance against the Police, Crime and Justice Plan Priorities and the Chief Constable's delivery plan. Two new members of the Joint Audit Committee were also appointed, with the latest meeting taking place earlier this month.

My Out of Court Resolutions Scrutiny Panel reviewed nine youth cases, 10 adult cases and, for the first time, three outcomes known as 'Outcome 22'. O22 is where the police have decided to take no further action if the person undertakes a diversionary, educational or other intervention to address their behaviour. This outcome does not count as an official 'positive outcome' as it does not require an admission of guilt, but is being used more due to the intervention requirement, particularly to avoid criminalising children.

Sentencing review

I have been in discussions with Gwent Police and Local Criminal Justice Board partners about the impact of the recommendations from the Sentencing Review coming into practice. This aims to reduce prison overcrowding and reduce court backlogs. These changes are projected to place increased pressure on Gwent Police capacity through additional monitoring of offenders in the community, enforcing breaches and working with partners. The Probation service is receiving a welcome boost in funding to manage the impacts on that service, but policing is not receiving any additional funding at all. At my last Accountability and Assurance Board, the Assistant Chief Constable highlighted that current projections show a potential increase of nearly 50% more offenders having to be managed by Gwent Police than currently. I will continue to work closely with Gwent Police and our justice partners to manage this risk.

Serious Violence Duty

I was pleased that the Home Office confirmed that it will continue serious violence funding for 2026/27 through my office for initiatives that seek to prevent and reduce serious violence. The long-term ambition for UK Government is to introduce Prevention Partnership Panels that identify children and young people who are at risk of getting involved in violent crimes, gangs and exploitation, but who may not be at the threshold for intervention by statutory services. All community safety partners will have a role in identifying and then supporting those children at-risk. My team and

I will play a pivotal role in establishing these panels in the coming 18 months, including directing the funding mentioned, but also utilising our established prevention and intervention services such as Positive Futures and St Giles to support any children identified as needing extra support.

Winter of Action

I contributed £50,000 to partners to boost safety in Gwent over the winter period. Throughout December and January, Gwent Police and Newport City Council increased visible patrols in the city centre to tackle crime and antisocial behaviour. They also worked more closely with businesses to address increased instances of shoplifting and theft. This partnership work forms part of the Home Office's Winter of Action and builds on the Safer Streets Summer initiative, which resulted in more than 16,000 arrests and fines across the UK for crimes such as shoplifting and anti-social behaviour. Part of this funding also included more than £6,000 to support extra community enforcement officer patrols and provide additional Night Ambassadors to help keep people enjoying Newport's night-time economy safe, and £16,000 into Torfaen's CCTV network to restore and improve coverage in the communities of Blaenavon, Garndiffaith, Pontypool and Trevethin. Home Office officials came to Newport to see this best practice in action.



Police, Crime and Justice Plan 2025-29

Performance Monitoring - Quarter 3 25/26

Improving Trust and Confidence Together



Q3 25/26 – Commissioner Scrutiny & Accountability

Date	Summary	Link
January 2026	<p>Public Accountability Forum – Cwmbran, Torfaen</p> <ul style="list-style-type: none"> • Highlighting key issues and concerns raised by our communities and region bringing them directly to the attention of Chief Constable Mark Hobrough • Held at Cwmbran Centre for Young People • Ensuring residents voices are heard and help to shape local policing priorities 	<p>https://www.gwent.pcc.police.uk/en/news-room/pcc-puts-torfaen-residents-questions-to-chief-constable/</p>
March 2026	<p>Accountability & Assurance Board Q3</p> <ul style="list-style-type: none"> • HMICFRS PEEL Inspection progress report • Chief Constable’s Delivery Plan • Organisational Performance Report against the Police, Crime & Justice Plan priorities Q3 2024-25 • Q3 Finance Monitoring Report • Manual of Corporate Governance Review • Collaboration Update 	<p>https://www.gwent.pcc.police.uk/en/transparency/accountability-assurance-board/agendas-and-minutes-2026/4th-march-2026/</p>

Q3 25/26 Police recorded crime and incidents – at a glance

All Incidents	Q1	Q2	Q3	Q4	2023-24	Q1	Q2	Q3	Q4	2024-25	Q1	Q2	Q3	2025-26
Public Safety and Welfare	17,732	17,028	14,650	13,871	63,281	14,887	15,845	14,763	15,197	60,692	16,939	18,216	16,552	51,707
Crime Related	13,036	13,025	12,338	12,642	51,041	14,712	14,947	13,187	13,056	55,902	13,693	14,758	13,429	41,880
Transport	6,545	6,470	6,505	6,499	26,019	7,347	7,347	7,462	7,070	29,226	7,684	7,999	7,471	23,154
Anti-Social Behaviour	3,525	3,397	2,918	2,659	12,499	2,950	3,035	2,911	3,103	11,999	3,568	3,537	2,656	9,761
Admin	9,003	9,393	8,715	8,313	35,424	8,985	9,383	8,425	7,567	34,360	7,458	8,017	7,524	22,999
Open Log	15	35	17	6	73	19	8	11	25	63	84	103	2	189
Total	49,856	49,348	45,143	43,990	188,337	48,900	50,565	46,759	46,018	192,242	49,426	52,630	47,634	149,690
<i>% change since previous year</i>					11%					2%				

Crime Type	Q1	Q2	Q3	Q4	2023-24	Q1	Q2	Q3	Q4	2024-25	Q1	Q2	Q3	2025-26
All Other Theft	964	928	879	874	3,645	911	943	943	865	3,662	914	966	858	2,738
Bicycle Theft	71	93	71	51	286	79	78	59	58	274	83	68	35	186
Commercial Burglary	211	200	202	173	786	254	222	179	134	789	148	172	184	504
Criminal Damage & Arson	1,983	1,739	1,810	1,629	7,161	1,800	1,778	1,637	1,684	6,899	1,841	1,931	1,682	5,454
Drug Offences	322	387	360	346	1,415	410	511	506	425	1,852	457	461	474	1,392
Homicide	2	1	0	0	3	1	1	1	0	3	1	0	2	3
Miscellaneous Crimes	415	447	361	411	1,634	442	489	434	508	1,873	533	538	564	1,635
Non Notifiable Offences	28	20	24	29	101	21	20	35	38	114	22	28	22	72
Other Sexual Offences	312	266	275	283	1,136	360	379	386	420	1,545	394	357	416	1,167
Possession of Weapons	130	138	110	107	485	109	130	125	136	500	138	138	166	442
Public Order Offences	2,220	1,846	1,612	1,536	7,214	1,871	2,047	1,702	1,695	7,315	1,901	2,000	1,694	5,595
Rape	137	144	133	164	578	189	155	200	180	724	195	218	196	609
Residential Burglary	389	334	352	316	1,391	397	351	370	357	1,475	364	364	451	1,179
Robbery	65	87	67	80	299	88	88	75	74	325	109	120	104	333
Shoplifting	820	978	1,025	1,105	3,928	1,413	1,310	1,123	1,135	4,981	1,049	1,111	1,099	3,259
Theft From the Person	62	44	48	32	186	44	39	40	48	171	44	40	34	118
Vehicle Crime	713	845	741	760	3,059	758	829	647	541	2,775	572	687	797	2,056
Violence with Injury	1,837	1,670	1,572	1,662	6,741	1,794	1,807	1,687	1,453	6,741	1,590	1,656	1,555	4,801
Violence without Injury	4,601	4,192	4,164	4,151	17,108	4,424	4,324	4,195	4,113	17,056	4,115	4,475	4,197	12,787
Total	15,283	14,359	13,806	13,709	57,157	15,365	15,501	14,344	13,864	59,074	14,470	15,330	14,530	44,330
<i>% change since previous year</i>					-1%					3%				-25%

Q3 25/26 – Performance highlights and current and planned areas of focus

Q3 Highlights	Areas of Focus
<p>A small increase (1.5%) in police-recorded crime levels in Q3 than the same point last year, but projected to be lowest annual total in 3 years</p>	<p>Scrutiny of the new operating model – balancing officer levels and abstractions in each Pillar – a review is underway and will be scrutinised at a future Accountability and Assurance Board</p>
<p>However, sharp increases in burglary, robbery, violent and sexual offences in Q3 will continue to be closely monitored</p>	<p>Impact of the new Quality Investigations and Victim Care Change Programme – a bespoke briefing session is planned for the PCC to scrutinise progress</p>
<p>Continued and sustained good performance in relation to initial response (999/101 and prompt scene attendance), despite continuing increases in volumes</p>	<p>Increasing solved rates, particularly for crimes involving a victim and vulnerability</p>
<p>Significant antisocial behaviour reductions in Q3, particularly reduced ASB around Halloween/Bonfire night, with Operation Lockwood (targeted hotspot patrols) and Community Action Teams having a particular impact</p>	<p>A new ASB Action Plan is due for scrutiny by the end of March, which needs to manage the impact of the Home Office hotspot funding ending</p>
<p>The initial impact of the new Gwent Police ‘Neighbourhood Matters’ engagement app – with significant take-up by communities – will start to have an impact on trust and confidence</p>	<p>Impact of new VAWG and Vulnerability Strategies (local to national) and undertaking a Vulnerability ‘Deep Dive’ (terms of reference being finalised)</p>
<p>Winter of Action intensification period from December to January, with additional patrols, focus, and partnership working in town centres</p>	<p>Sickness levels increasing with new operational plans and strategic oversight in place to focus on this</p>



Preventing Crime and Antisocial Behaviour

Monitoring Crime and Policing						
Priority	Measure	24/25 Baseline	28/29 Ambition	25/26 FYTD	Q3 25/26 vs Q3 24/25 % comparison	Raised with CC in Q3
Cross-cutting	Total Incidents	192,242	↓	149,690	+1.9 %	🚩
	Total ASB incidents	11,999		9,760	-8.8 %	
	Total Crimes	59,074		44,078	+1.5 %	
More visible and Accessible policing	Total Police Officers (headcount)	1549	↑	1,553	<i>Not scrutinised quarterly</i>	
	Total PCSOs (headcount)	153		139		
	Total Special Constables (headcount)	58		50		
	Total Police Staff (headcount)	860		860		
	Proportion in front line and back office Proportion in neighbourhood policing	New for 25/26 New for 25/26	↑	TBD 186 officers	🚩	
Working with police and partners to address root causes, engage children and young people, increase crime prevention advice	<i>There are no specific measures/KPIs for this priority – relevant activity will be reported through other means, such as commissioned service reports</i>					

Page 24



Key Updates and Context

Scrutiny and Accountability

At March's Accountability and Assurance Board, the PCC scrutinised performance on the following matters:

- Overall incidents and crimes, which the Deputy Chief Constable said was broadly the same against Q3 24/25
- The take-up of the new neighbourhood matters app, with the Chief Constable advising Gwent had the 4th highest public engagement activity amongst all forces using the app, which should soon start to have a greater impact on levels of trust and confidence
- Whether the levels of officers in each 'Pillar' of Gwent Police's operating model were appropriate and proportionate. The Chief reported that although the levels were where expected, there was still work to do to ensure officers don't work in silos. The Op Model is subject to a Post-Implementation Review shortly, and this will be scrutinised at a future AAB
- Levels of ASB were significantly lower in Q3 compared to previous years. Operation Lockwood and the Community Action Teams were highlighted as having a key impact. The Chief Constable and ACC assured the PCC that plans are in place to manage a drop in ASB hotspot funding (Op Lockwood), particularly through an additional 18 neighbourhood roles from the year 2 Neighbourhood Policing Guarantee programme and new ASB Action Plan in development.

Partnerships

The £1m funding for ASB-hotspot patrols continues this year under Operation Lockwood, a new approach focused on high-visibility policing in pre-identified hotspots for ASB, serious violence, and knife crime. This includes more visible patrols in 'micro-hotspots'. As mentioned to the left, funding for this has now been confirmed to end after Q4 25/26, and this approach will be picked up as business-as-usual.

A virtual reality knife crime education programme is live under the Serious Violence Duty. The programme is available to access across the Youth Offending Services, Positive Futures and all local authorities. Two girls who were victims of CCE used the equipment through YOS and as a result, they both returned to school and took part in their exams. Under the Duty, the contract is renewed for a further year and incorporate a new ASB package which partners welcome.

Additional prevention activity has been carried out through community safety partnerships, which the OPCC are active members of, and the Gwent Strategic Safer Communities Board, chaired by the PCC and supported by the OPCC. More details on this are below.

Funding and Investments

Fearless: The team engaged with 2542 young people, delivered 137 sessions and interacted with 216 professionals in schools. During this period, Fearless saw an increased demand for content focusing on knife crime and county lines, alongside a growing need around hate crime awareness.

Positive Futures: 1202 young people attended their open access sessions in Q3, with 33 young people attending their 'unscheduled' sessions in Torfaen who were all new to the service. 12 referrals were received for 1-1 support. The team also delivered an extra 5 sessions due to local ASB needs / requests from police or community safety.

PCC community funding: The PCC launched new community funds in Q3 focused on partnerships, community and engagement.

- The new Partnership Fund offers grants up to £1,000 to enable grassroots organisations to deliver community-led activities
- The new Community Fund offers grants of between £1,000 and £50,000 to deliver larger projects prioritizing support for children and young people and was significantly oversubscribed, and
- The Community Engagement Fund offers grants up to £5,000 to support projects focusing on community cohesion and trust and confidence in policing services.



Monitoring Crime and Policing

Priority	Measure	24/25 Baseline	28/29 Ambition	25/26 FYTD	Q3 25/26 vs Q3 24/25 % comparison	Raised with CC in Q3
Page 26 Cross-Cutting	999 Volume	92,275	↔	72,929	+1.1%	
	999 Service Level (% calls answered in 10s)	96.8%		97.1%	+0.6%	
	101 Volume	219,010	↔	199,453	+30.6%	🚩
	101 Abandonment rate (average)	9.1%		8.4%	-0.9%	
	101 Speed of answer (average)	01:43		01:30	-00:07	
	Emergency Response in 15mins	68.7%	↑	81.5%	+6.7%	🚩
	Priority Response in 60mins	74.5%		86.2%	-2.6%	
Reducing Serious Violence and Knife Crime	Most Serious Violence. Volume	611	↓	459	+6.8%	
	Serious Violence Volume	936		741	+1.4%	
	Knife crime Volume	390		271	-19.6%	🚩
Tackling Retail Crime and Assaults on Staff	Volume of Shoplifting	4,981	↓	3,258	-2.1%	
	<i>Volume of assaults of retail worker</i>	<i>Offence not established</i>		<i>TBC</i>	<i>TBC</i>	
Cracking down on Anti Social Behaviour	ASB volume	11,999	↓	9,760	-8.8%	🚩
Tackling Burglary, Robbery and Theft	Residential Burglary Volume	1,474	↓	1,169	+21.9%	🚩
	Robbery Volume	324		332	+40.5%	
	Theft from the person Volume	172		118	-15.0%	
Drug Offences	Drug Possession	1,040	↓	884	+14.4%	
	Drug Supply	776		504	-27.9%	



Key Updates and Context

Scrutiny and Accountability

The Commissioner held a Public Accountability Forum with the Chief Constable during Q3 to discuss issues affecting communities in Torfaen. These forums provide a platform for the Commissioner to highlight key concerns raised by the community.

At March's Accountability and Assurance Board, the PCC scrutinised performance of Gwent Police on the following matters:

- 999/101 and Response Time performance, which was highlighted as continually sustained good performance
- Levels of Burglary. The Deputy Chief Constable highlighted that targeted activity in Caerphilly and Torfaen had led to some of these levels increasing, particularly targeting known offenders. However, levels would be monitored closely, along with Robbery
- Levels of ASB (see slides above)
- Levels of knife crime were reported to continue trending lower, with a number of initiatives in place supporting this, such as Op Sceptre knife amnesty week in Q3
- Dangerous Dogs reports were highlighted to have increased, particularly following a high profile case. However, processes have improved and only 16 dogs were being held in kennels

Partnerships

In Q3 work continued with the Gwent Strategic Safer Communities Board (GSSCB) with partners, chaired by the PCC. This included introducing a new subgroup and task and finish groups, which focused on taking forward the priorities agreed in September. The agreed priorities are: partnership data sharing, delivering the Winter of Action (see below), an ASB action plan, improving community cohesion, deeper research on partnership issues, and improving sustainability and resilience of different 'safer places' partnerships.

The Home Office's Winter of Action (WOA) commenced during Q3. Similar to the Safer Streets Summer Initiative, the Commissioner allocated £50k to WOA to enable Community Safety Partners to deliver targeted programmes within their local areas. Some key initiatives include:

- Community and business engagement to strengthen local partnerships and collaboration.
- Public awareness campaigns aimed at promoting safety.
- Extended youth outreach and youth work programmes to provide targeted support and intervention.
- Deliver PSPO enforcement on general ASB, street drinking, aggressive begging, and bike/scooter misuse
- Provide training to police and council officers on PSPO and the Strike Process
- Enhanced street patrols to improve visibility and reassurance within communities.

Funding and Investments

St Giles Trust: The Service worked with 24 young people this quarter and 17 new referrals were received for the coming quarter. 71 1-2-1 sessions were delivered, which has seen an improvement in the positive outcomes.

Serious Violence Duty: All 5 CSPs have carried out a variety of intervention and prevention programmes during Q3. During the reporting period, a series of targeted interventions were delivered to support young people's wellbeing, encourage positive behaviours, and contribute to Serious Violence Duty priorities. For example, in Blaenau Gwent, 30 of the 50 available yearly gym passes have been issued. Passes support improved physical health and provide structured activity for young people identified as benefiting most. Delivered through local leisure centres with support from Youth Service staff.

- **Street Doctor Sessions** focus on teaching emergency first aid skills and raising awareness around violence reduction. Over 200 young people have been through this programme.
- **St Giles Trust** is supporting 20 children who have been referred to them during this period and are working closely with the Gwent Police Exploitation Team.
- **Home Office** funding has also been secured for 2026/27.



Monitoring Crime and Policing

Priority	Crime/Policing Measure	24/25 Baseline	28/29 Ambition*	25/26 FYTD	Q3 25/26 vs Q3 24/25 % comparison	Raised with CC in Q3
Tackling Violence Against Women and Girls, Domestic Abuse, and Sexual Violence	Rape volume	713		602	-2.0%	
	Serious Sexual offence volume	984		832	+25.8%	
	Domestic Abuse volume	8,299		6,583	+1.7%	
	Violence against Women and Girls volume	13,383		9,874	-3.8%	
	Stalking volume	2,058		1,813	+15.6%	
	Harassment volume	5,900		4,043	-9.7%	
Tackling Hate Crimes	Hate crime volume	1,577		1,189	+1.1%	
Safeguarding Children and Young People	Public Protection Notifications (PPN) submitted to Social Services	26,277		In June	In June	
	Op Encompass Referrals	9,902		In June	In June	
	Missing Child Reports	4,387		3,800	+32.5%	
	Child Sexual Exploitation Volume	176		51	-48.2%	
	Child Criminal Exploitation Volume	42		23	+30.0%	
Protecting People from Online harms	Cyber-fraud National Fraud Intelligence Bureau Investigations	867		656	+5.7%	
	'Cybercrime' cases:	New for 25/26		4,721	+22.6%	
	• Protection from Harassment Act s2	-		Q2 292 Q3 260	N/A	
	• Stalking (online)	-		Q2 291 Q3 255	N/A	
	• Putting people in fear of violence	-		Q2 180 Q3 118	N/A	
	• Take/make indecent photographs of children	-		Q2 114 Q3 120	N/A	
	• Sending letters etc with intent to cause stress or anxiety	-		Q2 93 Q3 90	N/A	

Page 28



*These arrows reflect an ambition to see police recorded crime increase, but publicly reported crime decrease (as reflected in ONS/local surveys)



Key Updates and Context

Scrutiny and Accountability

At March's Accountability and Assurance Board, the PCC scrutinised performance of Gwent Police on the following matters:

- Performance related to rape and serious sexual offence crimes was highlighted, with a large number of historical crimes driving up the figures. The impact of this on achieving a court outcome was discussed and although Gwent's solved rate is higher than other areas, there is still work to be done. It was highlighted that Gwent had one of the lowest victim attrition rates, which highlighted the support provided to victims and survivors
- The Deputy Chief Constable highlighted that their new Violence Against Women and Girls Strategy was in the final stages of internal scrutiny and would be released shortly for PCC scrutiny.
- Levels of missing children were discussed, particularly out of county looked-after children who had been homed in Gwent. The ACC gave the PCC assurance that all missing children were graded as medium or high risk (never low) and the monitoring processes were good. However, challenges in relation to partnership data sharing were being taken up through the Safeguarding Board.

Partnerships

The OPCC continues work with the Regional VAWDASV Lead Advisor to develop a Whole System Approach to VAWDASV perpetrator interventions. During Q3 we delivered a well-received workshop for the VAWDASV Tackling Perpetration subgroup to reach consensus on a cohesive approach.

Chaired by the Commissioner, the November Gwent Criminal Justice Strategy Board (GCJSB) meeting took place at Police HQ on White Ribbon Day. A spotlight session highlighting survivor experiences of criminal justice processes was presented by New Pathways with support from the IDVA service. Members also received an overview of the Domestic Abuse Charging Authority Pilot (which the OPCC has regular reviews of) and had an opportunity to view the White Ribbon exhibition.

Work with contacts in licencing departments began to encourage uptake of the Ask for Angela initiative in night-time economy venues in Gwent. Preparations were made with the Force for the introduction of Operation Vigilant, a scheme utilising covert officers to target and disrupt potential sex offenders in or near night-time economy venues.

Funding and Investments

The Commissioner has invested in a number of services which directly tackle vulnerability and VAWDASV. These primarily include services for victims and interventions for perpetrators and have as such been allocated under Priorities 4 & 5 (but are jointly important here), where more details can be found around their delivery and outcomes.

No new/additional funding or investment for this workstrand was made during Q3.



Putting Victims First

Monitoring Crime and Policing

Priority	Measure	24/25 Baseline	28/29 Ambition	25/26 FYTD	Q3 25/26 vs Q3 24/25 % comparison	Raised with CC in Q3
Working Together to Improve the Justice System	Protecting Victims from Further Harm	Number of victims** Number of repeat victims*				
		33,066 7,212	↓	25,506 7,032	+0.6% -3.1%	
	Improving Victim's Access to Information and Updates	Compliance levels with Victim Codes of Practice Victim satisfaction rate (surveyed)	<i>Being Established</i> 64%	↑	<i>TBC</i> 65%	<i>TBC</i> No change
Ensuring Access to Help and Support	<i>There are no specific measures/KPIs for this priority – relevant activity will be reported through other means, such as commissioned service reports</i>					

*For the purposes of this report, a repeat victim is defined as an individual who has been linked in this capacity to two or more separate offences within a 12-month period. This may include being linked to 2 or more crimes from the same incident/event.

**Reporting for this metric has been amended to reflect the number of unique individual victims rather than the number of crimes involving a victim. This is to ensure we know each person who needs a service from Gwent Police and other victim services.



Putting Victims First

Key Updates and Context

Scrutiny and Accountability

At March's Accountability and Assurance Board, the PCC scrutinised performance of Gwent Police on the following matters:

- Performance related to solved rates for victims were discussed. The Chief Constable highlighted he wanted this to increase to 15%, in particular through improved victim care and engagement
- A technological solution to this was discussed, so victims could receive some updates through an app. The PCC sought assurances that this would not replace good quality face-to-face customer service from officers. The ACC provided assurance that the app was not available for some crime types and certain vulnerable victims and there was the option to opt-out. The direction to officers is that the app is in addition to expected personal interaction and engagement from officers. Areas that have used this technology have seen good increases in victim satisfaction and engagement
- Improvements to victim care are one of the key aspects to the Quality Investigation and Victim Care Change Programme, led by a Detective Superintendent, which will be subject to bespoke scrutiny at a later date

Partnerships

The GCJSB Supporting Victims and Witnesses Subgroup met in Q3, noting continued positive trends for the average days taken by the police to charge an offender, victim retention, and achieving quality of justice for victims. The Victims Commissioner's 2024 survey report was also considered in relation to Gwent performance and victim feedback.

Work continued with partners on the interim Wales Victims' Code compliance insights model. In Q3, the Wales Working Group paused to allow Criminal Justice Board for Wales leads to review the current position in relation to the Ministry of Justice's proposed refresh of the Victims' Code. Local Criminal Justice Board coordinators met with the Wales leads to support consideration of appropriate next steps.

The OPCC continues to work with the VAWDASV Regional Team on the relocation of the Remote Evidence Site (RES) for victims of domestic and sexual offences.

Work continued with Gwent Police to improve the quarterly Victim Satisfaction Survey, focusing on reviewing the existing question sets, considering engagement tools and effective practice, and wider consultation with stakeholder groups.

Funding and Investments

Victim Service: Q3 saw 596 referrals during this quarter. 8% of cases involved children aged under 18, an increase on the previous quarter. 85% were successfully contacted and 35% of these responded to the offer and went on to complete a needs assessment. 156 cases went on to receive support. Overall, 86.8% of people who used the service made progress towards achieving one or more positive outcomes.

ISVA service: received 159 referrals in Gwent during Q3 and worked with 128 new victims. Referrals for victims of CSA or CSE (child sexual abuse / child sexual exploitation) have increased markedly from previous quarters (46 and 42 in Q1 and Q2) to 114 during Q3. As these referrals had been noticeably low this may demonstrate better identification.

IDVA Service: The service received 437 new referrals, and 344 cases were closed this quarter. This means the IDVA team were managing over 700 cases at any one time – an increase of around 100 since Q2. Caseloads remain higher than the Safelives recommendation of 30 to 40 and this continues to be mitigated by clinical and casefile supervision, but it is acknowledged that the service is stretched.

TABW: The service received 6 victim referrals in Q3. This is a low but steady volume across 2025-26 to-date.

FAMILY COURT PATHFINDER: The service in Gwent received 82 referrals for IDVA support for Q3 for adult victims. As in the last quarter. There were no referrals for direct CHIDVA (child IDVA) support in Gwent despite 76 children being linked to the 82 adults referred to the service. 4 onward referrals for CYP support were accepted.



Reducing Reoffending

Monitoring Crime and Policing

Priority	Measure	24/25 Baseline	28/29 Ambition	25/26 FYTD	Q3 25/26 vs Q3 24/25 % comparison	Raised with CC in Q3	
Using my Legal Duty to Bring Partners Together to Improve the Justice System	Catching Offenders, Solving More Crimes	Number of offenders 20,828 Number of repeat offenders* 7,051 Gwent Police crime solved rate 12.5% Timeliness of investigations – median days 31	↓	15,859 6,777 11.7% 44	-5.8% -3.5% +1.7% +28.2%	■	
	Diverting Young Offenders from a life of Crime	Number of young offenders (under 18) 3,625 Number of young offenders First Time Entrants (under 18) 2,008 Number of children held in Police Custody 751	↓	2,578 1,347 410	-13.5% -19.3% -28.1%		
	Rehabilitating and Reintegrating Offenders	<i>There are no specific measures/KPIs for this priority – relevant activity will be reported through other means, such as commissioned service reports</i>					

*For the purposes of this report, a repeat offender is defined as an individual who has been linked in this capacity to two or more separate offences within a 12-month period. This does not necessarily mean that they have been charged with or found guilty of the offence in question.



Reducing Reoffending

Key Updates and Context

Scrutiny and Accountability

At March’s Accountability and Assurance Board, the PCC scrutinised performance of Gwent Police on the following matters:

- A key focus for scrutiny by the Commissioner at AAB related to the solved rates of various crimes. The Chief Constable’s response is highlighted above
- Investigation timeliness was discussed as it is increasing. The Investigation programme will be looking at this, but with increased demand in more complex cases, then this will go up.
- Concerns from the sentencing review were discussed in relation to managing more offenders released from prison. The Probation service were receiving funding for it, but it was confirmed that policing would not be. Further, current modelling shows a range of between 0-49% additional offenders who would need to be managed by Gwent Police, which is a cause for concern. The Offender Services Dept is currently readying for this.
- The PCC asked about whether there was sufficient perpetrator programmes for Violence Against Women and Girls/Domestic Abuse offenders. It was confirmed this isn’t the case, but that work through the new VAWG strategy would look at this.

Work continues to establish a new Custody Scrutiny Panel. A draft terms of reference has been shared within the OPCC for consultation.

Partnerships

The GCJSB Reducing Reoffending Subgroup held a multi-agency workshop to identify the most prevalent drivers of reoffending under the priority offences of Violence, Theft and Drugs for both children and adults. Further work will be undertaken with agency analysts to agree timescales and information routes for the performance indicators that will enable Subgroup monitoring and measuring success or identifying issues for consideration.

The OPCC met with Youth Justice Board (YJB) Cymru and other local Criminal Justice Board (LCJB) coordinators across Wales to discuss opportunities to enhance LCJB engagement with YJB Cymru. Matters arising included improved oversight of local, regional and national performance, updates to Youth Justice in terms of Wales, England and Wales and a YJB / Ministry of Justice perspective, and Youth Justice reforms.

The OPCC attended the launch of the joint inspection on the effectiveness of out of court disposals focusing on the effectiveness of diverting children from the criminal justice system and provided a response to the HMIP inspection report.

Funding and Investments

One Wales: Positively, referral numbers increased in Q3 to 28 18-25 referrals and 62 women’s referrals in Gwent. All KPI’s remained green during this quarter with data showing that 98% of 18-25 year old and 100% of women were making positive progress towards achieving one or more outcomes upon exit from the service.

Gwent Drug and Alcohol Service: During this quarter, the team engaged with 950 people in Gwent’s custody suites, identifying 465 of these as having substance use support needs. Q3 also saw 51 new referrals to the service, mental health support services, One Wales and wider provision.

Cautioning And Relationship Abuse (CARA): During Q3 11 referrals were made for CARA (7 IPV cases and 4 non-IPV cases). All offenders were male. The suitability of referrals has continued to be assessed at the CARA scrutiny panel, held jointly with South Wales Police, although from April 2026 CARA scrutiny will instead take place at force level during Gwent’s wider Out of Court Disposal Scrutiny Panel.

Multi-Agency Tasking And Coordination (MATAAC): During Q3 just one referral was made to the MATAAC process. 42 subjects were triaged, of whom 7 were assessed as suitable for MATAAC intervention and the remaining 35 were deemed not suitable. However, 29 people are currently being monitored outside formal MATAAC engagement. Two MATAAC meetings were held during this period to coordinate multi-agency responses and review cases.

Foundations and Cross-Cutting

Monitoring Crime and Policing						
Foundation	Measure	24/25 Baseline	28/29 Ambition	25/26 FYTD	Q3 25/26 vs Q3 24/25 % comparison	Raised with CC in Q3
Trust and Confidence	Confidence Survey Trust Survey	62.5% 66.5%	↑	62% 69.4%	No change +4.8%	🚩
Sustainability	Staff numbers • Police Officers full time equivalent • Police Staff full time equivalent • PCSO full time equivalent • Special Constabulary (establishment)	1506 FTE 801.8 FTE 155 FTE 100 Establishment	↑	Current headcount 1,553 860 139 50	N/A – not tracked quarterly	
	Officer sickness levels Staff sickness levels Carbon Emissions	5.3% 5.7% Under development	↓	6.5% 6.1% TBC – subject to Welsh Gov reporting	+0.9% +0.2% TBC	🚩
Ethics and Standards	Complaints (Schedule 3 – managed formally) Complaints (non Sch3 – managed informally) Additional metrics are currently being agreed	624 627	↓	TBC – data for Q3 25/26 have not yet been scrutinised due to cancelled scrutiny meeting	TBC – expected June 26	
Equality, Diversity and Inclusion	Staff Demographics • Gender (Female - Officers/Staff/PCSO/Special)	Officers 38% , Staff 68.4% PCSO's 46.7% , Specials 25%	↑	Officers 39.5% Staff 68.7% PCSO's 51.1% Specials 20.0%	N/A – tracked annually	🚩
	• Ethnicity (Ethnic Heritage - Officers/Staff/PCSO/Special)	Officers 3.8% , Staff 2.5% PCSO's 8.9% , Specials 3.8%		Officers 3.7% , Staff 2.6% PCSO's 7.9% , Specials 6.0%	N/A – tracked annually	

Page 34

Key Updates and Context

Scrutiny and Accountability

Other Activity

At March’s Accountability and Assurance Board, the PCC scrutinised performance of Gwent Police on the following matters:

- Confidence and satisfaction. Discussions focused on the new Neighbourhood Matters application rolled out across Gwent. This has been covered above.
- Sickiness levels. The Deputy Chief Constable and Assistant Chief Constable highlighted that long term sickness management was the main concern and pushing up the increase, which was being addressed through supervisor training. A new monthly ‘Silver’ meeting had been established to better dynamically understand what is happening and current progress. This will continue to be monitored.
- The PCC thanked the Chief Constable for his commitment to EDI, in the face of external pressures. The Chief highlighted inclusion being one of the fundamental aspects to delivering his Delivery Plan.

The Legitimacy Scrutiny Panel met in December, chaired by the Commissioner’s office. Body worn video for 10 incidents was reviewed (6 stop searches, and 4 use of force) with a thematic focus on bladed articles and offensive weapons. 4 written stop search grounds were assessed as ‘strong’, 1 as ‘moderate to strong’ and 1 as ‘moderate’. The use of force was agreed to be appropriate and justified in 100% of the incidences reviewed.

Arising through the Legitimacy Scrutiny Panel, a meeting between Gwent Police, Blaenau Gwent and Caerphilly Youth Offending Service and Media Academy Cymru was convened by the OPCC to scope the development of a Taser Educational Resource for children. If agreed, the resource would be used to inform children (initially from higher-risk groups) of the basis for police use of taser, provide myth-busting around popular misconceptions, improve safeguarding and positively inform children’s responses and behaviour when engaged with and / or detained by the police.

The OPCC continued to jointly lead on the development of the anti-racism culture work aligned to the Criminal Justice Board for Wales Anti-Racism Action Plan. Progress has been made on identifying common metrics that will help to assess the organisational climate across criminal justice in Wales and any changes in direction of travel owing to related work undertaken by those agencies. Further work will continue be coordinated through the Wales Developing the Workforce Subgroup.

The Commissioner’s new Community, Engagement, and Partnership funds were launched in October 2025. More details are available above.

The Commissioner joined fellow panellists at the *Creating an Anti-Racist Wales Conference* to speak about OPCC initiatives linked to building inclusion, community cohesion and improving representation in public services. Highlights included the Community, Engagement, and Partnership funds, community engagement activity and workplace opportunities and support for staff from racially minoritised backgrounds.

OPCC staff collaborated with Wales colleagues to produce a position paper on the activities undertaken within each force area to understand issues relating to trust and confidence within communities. The paper will be considered by the Welsh Police and Crime Commissioners at an appropriate monthly meeting to highlight local practice and initiatives and help inform wider discussions aligned to improving trust and confidence in policing.

As part of the Public Service Board, members of the OPCC have been active participants in development of a new Gwent Climate Change Risk Assessment. This will be released in 2026 and will enable estate and operational planners to understand where the key risks facing each organisation is and enable adaptation plans to be introduced.

This page is intentionally left blank

GWENT POLICE AND CRIME PANEL FORWARD WORK PROGRAMME 2026/27

Meeting Date	Items – Theme
27th March 2026	PCC Update
	Panel Questions to PCC (if submitted)
	Update on the Police Reform White Paper
	Update on the Estates Strategy
	Performance Qtr 3
Meeting Date	Items - Theme
10th July 2026	Elect Chair and Vice Chair
	PCC Update
	Panel Questions to PCC (if submitted)
	Office of the Police and Crime Commissioner for Gwent Annual Report 2025/26
	Performance Qtr 4
Meeting Date	Items - Theme
25th September 2026	PCC Update
	Panel Questions to PCC (if submitted)
	Performance Qtr 1
	MTFP & Budget Setting Timetable
	Welsh Language Standards Annual Report
Meeting Date	Items - Theme
11th December 2026	PCC Update
	Panel Questions to PCC (if submitted)
	Operational Context and Requirements for the Finance Strategy
	Treasury Management Update
	PCP Recorded Complaints Report (Information Item)
	Performance Qtr 2 (Information Item)
Meeting Date	Items - Theme
29th January 2027	Panel Questions to PCC (if submitted)
	Police and Crime Commissioner for Gwent's Budget Requirement and Council Tax Precept Proposal
Meeting Date	Items - Theme
26th March 2027	PCC Update
	Panel Questions to PCC (if submitted)
	Performance Qtr 3
	Date to be confirmed
	Treasury Management Update (from December 2025)
	We Don't Buy Crime Initiative
	Decarbonisation Report
	Serious Violence

This page is intentionally left blank



**HEDDLU
GWENT
POLICE**

Organisational Performance against the PCC Priorities

Page 39

Report to the Assurance and Accountability Board

Quarter 3 2025-26



Agenda Item 10

Glossary of Terms

Common Terms:

Financial Year to Date (FYTD) – This date range encompasses the first quarter of the current financial year through to the end of the latest complete quarter (in this case comprising quarters one, two and three of the 2025-26 financial year).

Percentage Points (PP) – Percentage points are used to indicate the numeric difference between two percentages. For instance, moving from 10.0% to 12.0% is an increase of two percentage points.

Solved Crimes – For the purposes of this report, a crime is considered 'solved' if it has been finalised with a criminal justice outcome (outcomes 1-8, excluding 5). This includes out of court outcomes such as community resolutions and cautions, in addition to formal charges.

Solved Rate – The solved rate for a given quarter is calculated by dividing the number of crimes which were assigned a criminal justice outcome during that quarter by the number of crimes recorded during that quarter.

Graph Elements:

Average – For the purposes of this report, this graph element is calculated based on the mean value of the eight quarters preceding quarter three of the 2025-26 financial year.

Trendline – This graph element indicates the overall direction of the data within the graph. All 12 quarters represented within the graph are taken into account.

Upper and Lower Control Limits (Upper CL and Lower CL) – These graph elements mark the points beyond which a value is considered a special case, often implying the influence of one or more abnormal external factors. The upper control limit indicates that a value is higher than would be expected, whereas the lower control control limit indicates that the given value is below the expected level.

Pillar One - Preventing Crime and ASB

1. Representative Workforce
2. Sickness Rates
3. Quarterly Summary
4. Perceptions Survey - Engagement
5. Perceptions Survey – Local Concerns and Confidence
6. Overall Crime
7. Overall Incidents
8. Anti-Social Behaviour
9. Community Action Team
10. Preventing Crime and ASB – Emerging Issues

1. Representative Workforce

Employee Type	Establishment Numbers					Gender		Ethnicity				Number of Officers by Operational Pillar		
	Finance Budget FTE	Establishment Budget FTE	Actual FTE	Actual FTE v Establishment FTE Variance	Headcount	Female	Male	Ethnic Heritage	Not Stated	Prefer Not to Say	White	Crime	Neighbourhood	Response
Police Officer	1506.0	1506.0	1539.1	33.1	1553	39.5%	60.5%	3.7%	0.3%	3.3%	92.7%	389	186	568
Police Staff	795.8	824.7	815.5	-9.2	860	68.7%	31.3%	2.6%	0.3%	3.0%	94.1%			
PCSO	135.0	144.0	134.8	-9.2	139	51.1%	48.9%	7.9%	0.0%	1.4%	90.6%			
OPCC	23.0	24.0	23.3	-0.7	24	70.8%	29.2%	8.3%	8.3%	0.0%	83.3%			
Special Constable	-	100	-	-50	50	20.0%	80.0%	6.0%	2.0%	0.0%	92.0%			
Agency Worker	-	-	-	-	10	50.0%	50.0%	0.0%	0.0%	0.0%	100.0%			
Cadets	-	-	-	-	150	55.3%	44.7%	7.3%	3.3%	0.7%	88.7%			
Volunteers	-	-	-	-	36	55.6%	44.4%	8.3%	47.2%	0.0%	44.4%			

These figures pertain to the numbers of Police Constables, Police Sergeants, Detective Constables, and Detective Sergeants assigned to departments within each operational pillar.

At present, 275 officers operate outside of these pillars.

Operational Overview

There is a gender disparity evident in the workforce for both officers and staff. For officers, females are under-represented by approximately 11 percentage points (females account for 51% of the population in Gwent based on the 2021 Census). However, females are overrepresented in the staff workstream area by approximately 18 percentage points. There is also a disparity in ethnic heritage representation within the workforce. According to the 2021 Census, 5.8% of the Gwent population are people of ethnic heritage. As of December 2025, 3.7% of police officers are of ethnic heritage, whereas ethnic heritage representation in the staff workstream is lower, at 2.6%.

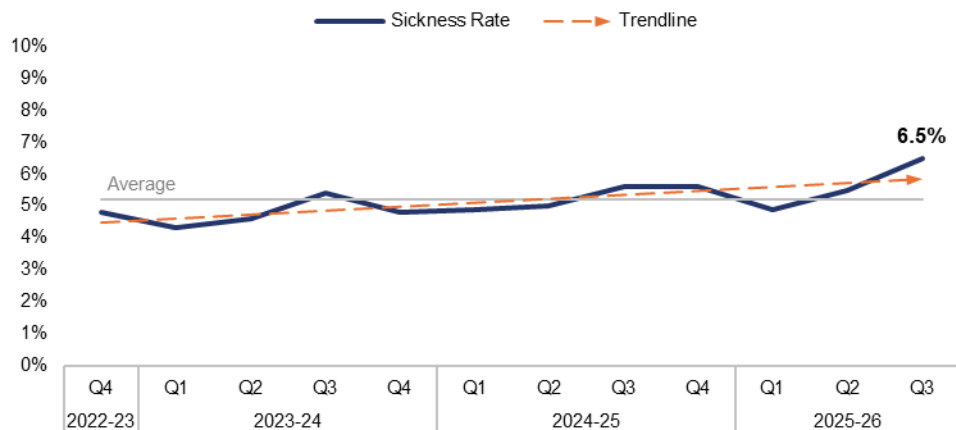
A representative workforce is crucial for fostering public trust, improving community relations and enhancing operational effectiveness. It is vitally important that Gwent Police mirrors the diversity of the community it serves, in order to better understand and address the unique needs and concerns of all residents. This can lead to greater public confidence in approaching officers for help, reporting incidents, or providing valuable information, as well as creating opportunities to build cohesion and forge stronger relationships. It is also important to recognise that officers from diverse backgrounds may be better equipped to handle specific situations involving vulnerable individuals or specific groups.

The force has recently been reorganised into three operational pillars – Crime, Neighbourhood, and Response. There are currently 389 officers working within the Crime Pillar, 186 within the Neighbourhood Pillar, and 568 within the Response Pillar. This new operating model has been designed to influence how the force works together to improve trust and confidence. Removing geographic barriers will put the community at the heart of everything the force does, working as one team to deliver on issues that matter to people. The model offers opportunities to bring consistency of approach to communities irrespective of the pillar or area of the force, notwithstanding local nuances which will require a tailored delivery dependent upon their needs.

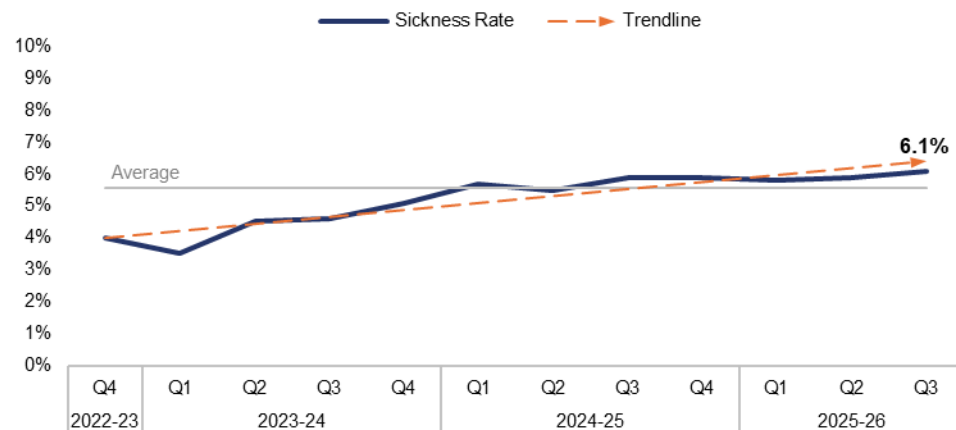
The data on this slide is accurate as of December 2025. The Establishment Budget for Special Constables is a target headcount, aimed to be achieved over the next three years. The Speedwatch volunteers are no longer working with the force, which has resulted in a significant reduction in volunteer establishment this quarter.

2. Sickness Rates

Officer Sickness Rate



Staff Sickness Rate



Page 43

Operational Overview

During the third quarter of the 2025-26 financial year (Q3 2025-26), the sickness rate for police officers within the force stood at 6.5%. This is the highest quarterly figure within the three-year timeframe, representing an increase of 1.0 percentage point when compared to the quarter prior, and a similar increase of 0.9 percentage points when compared to the same quarter during the previous financial year.

The police staff sickness rate for the same period stands at 6.1%. This is also the highest quarterly figure within the timeframe, representing a slight increase of 0.2 percentage points when compared to both the quarter prior and the same quarter during the previous financial year.

In this context, the sickness rate is calculated by dividing the number of individuals who have taken a day or more of sick leave during the given period by the overall establishment figure for that group.

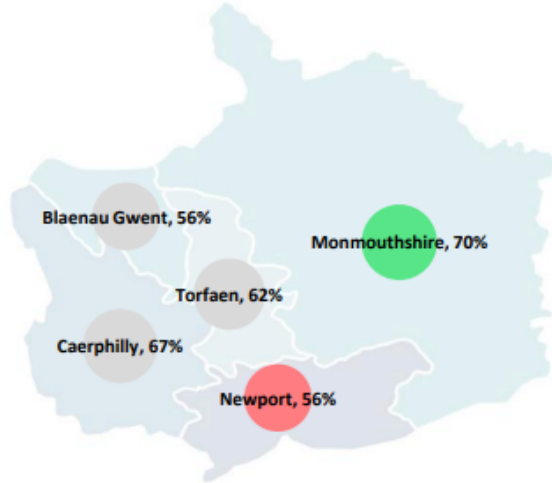
3. Quarterly Summary

Q3 2025-26 - Crime Volume and Solved Rate by Crime Category		
Crime Category	Volume	Solved Rate
-	6	33.3%
All Other Theft	858	2.9%
Bicycle Theft	35	2.9%
Commercial Burglary	184	7.6%
Criminal Damage & Arson	1,682	6.4%
Drug Offences	474	54.6%
Homicide	2	100.0%
Misc Crimes Against Society	564	12.2%
Other Sexual Offences	416	7.9%
Possession Of Weapons	166	27.7%
Public Order Offences	1,694	8.1%
Rape	196	10.7%
Residential Burglary	451	5.3%
Robbery	104	12.5%
Shoplifting	1,099	35.3%
Theft From The Person	34	0.0%
Vehicle Crime	797	1.6%
Violence With Injury	1,555	13.6%
Violence Without Injury	4,197	8.0%
Total	14,514	11.7%

Crime Volumes in Red and Solved Rates in Green are above the eight-quarter rolling average.

4. Perceptions Survey – Engagement

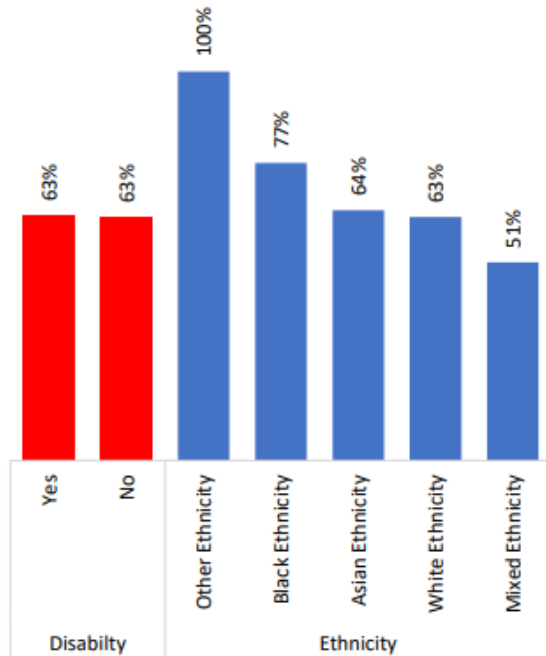
Sense of Community



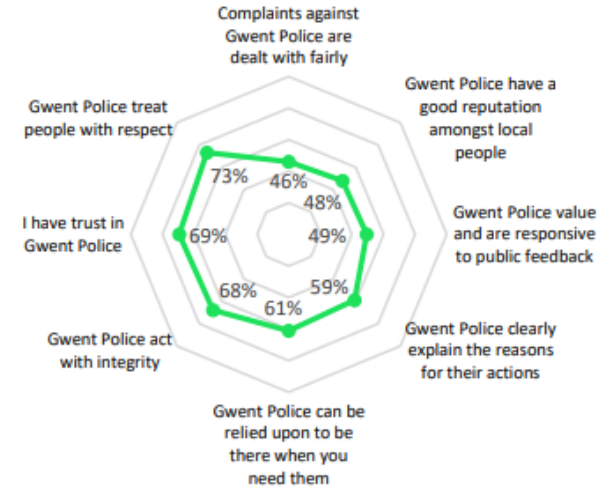
Monmouthshire (70%) residents agree there is a strong sense of community in their area. This is the highest of all areas.

Newport (56%) has the lowest perceived sense of community.

Residents of Mixed Ethnicity (51%) felt less likely to feel a strong sense of community. 100% of respondents of Other Ethnicity felt a strong sense of community, however there were very few respondents.



Trust

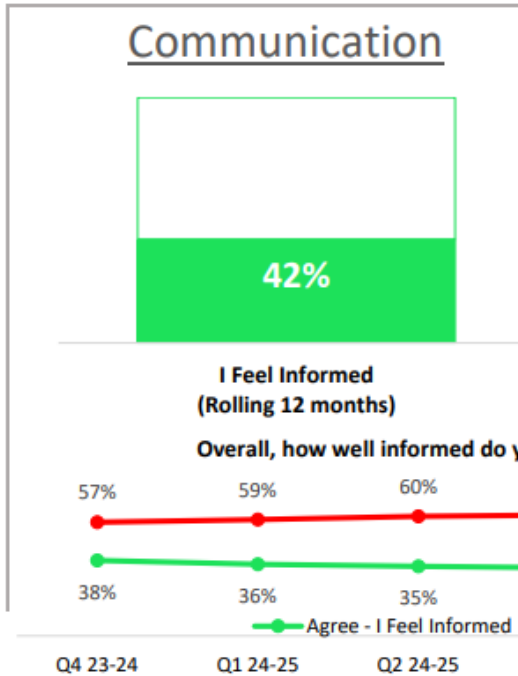


In the 12 months to Q3 2025-26, 69.4% of people agreed they had trust in Gwent Police, 46.1% of people said complaints against Gwent Police are dealt with fairly.

(Left) For the rolling 12 months, 42% of respondents agreed they felt informed of what Gwent Police were doing in their local area. 52% disagreed about feeling informed.

(Below) There is an upward trend in feeling informed over the last eight quarters (Rolling 12 months).

Communication

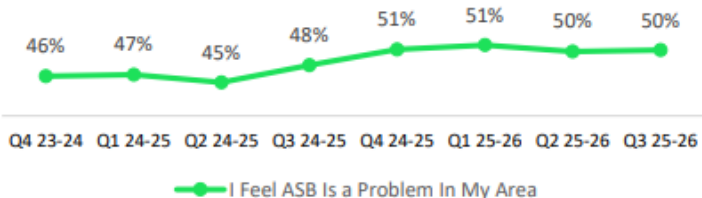


Q4 23-24 Q1 24-25 Q2 24-25 Q3 24-25 Q4 24-25 Q1 25-26 Q2 25-26 Q3 25-26

5. Perceptions Survey – Local Concerns and Confidence

Local Concerns

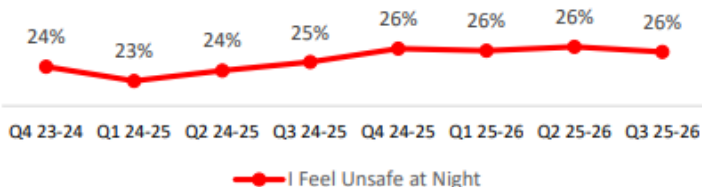
Percentage of people who feel Crime and ASB is a problem in their area



In the 12 months to Q3 2025-26, 50% of residents perceive crime and ASB to be a problem (12 month rolling quarterly trend above). This perception is at it's highest in Blaenau Gwent (where 68% agreed) and at it's lowest in Monmouthshire where 37% of respondents felt this way.

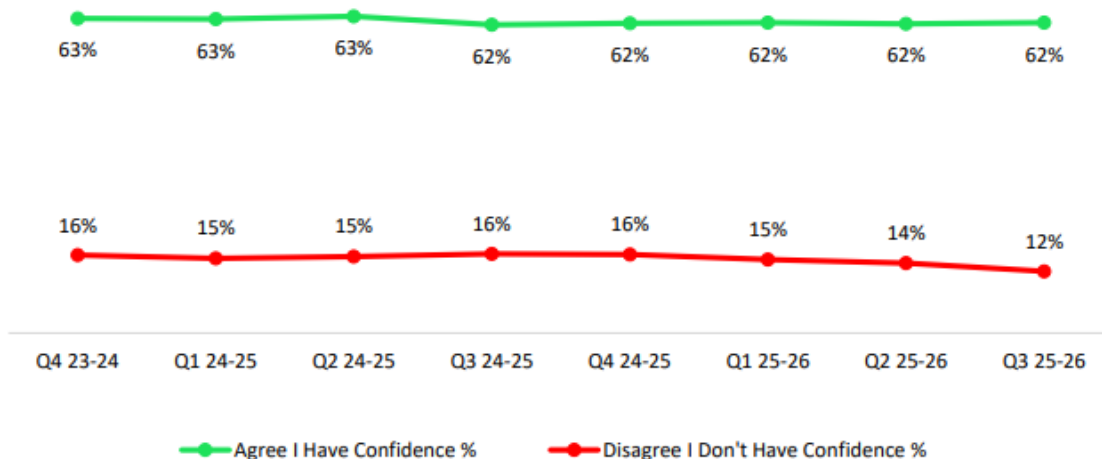
In the 12 months to Q3 2025-26, 26% of respondents said they felt unsafe at night (12 month rolling quarterly trend below). This perception is at it's highest in Blaenau Gwent (where 31% agreed) and at it's lowest in Monmouthshire where 18% of respondents felt this way.

How safe do you feel in your local area during the night?

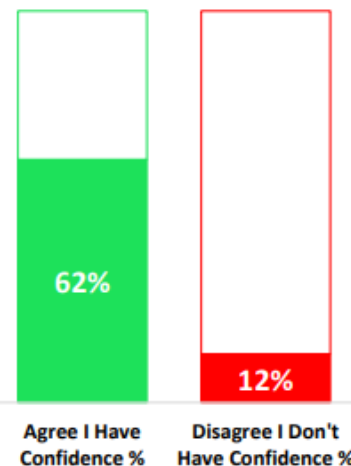


Overall Confidence

The final question in the survey asks: - Please say how much you agree or disagree with the following statement about the police in your local area: Taking everything into account I have confidence in the police in this area.



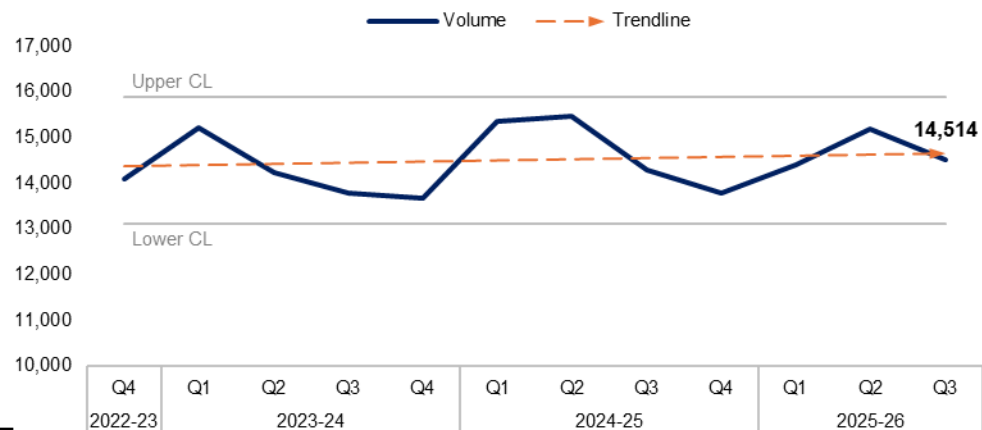
Rolling 12 months Confidence in Gwent Police



In the 12 months to Q3 2025-26, 62% of respondents said they agreed they had confidence in Gwent Police (Left). This perception is at it's highest in Torfaen (where 70% agreed) and at it's lowest in Blaenau Gwent where 56% of respondents felt this way. (Above) There is a downward trend in overall confidence in Gwent Police over the last eight quarters (Rolling 12 months to quarter).

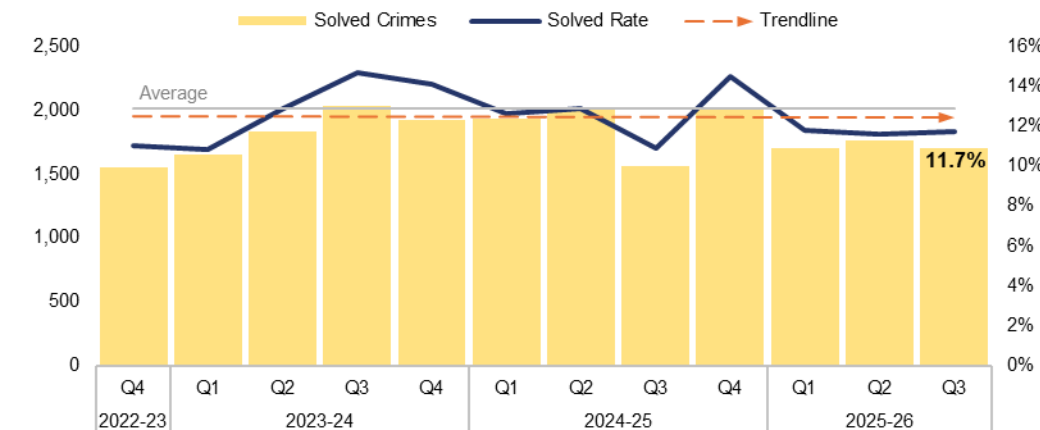
6. Overall Crime

Overall Crime Volume



Financial Year	21-22	22-23	23-24	24-25	FYTD	25-26	Quarter	Q2 25-26	Q3 24-25
Volume	52,781	57,940	56,902	58,891	Volume	44,078	% Change	-4.4%	1.5%

Overall Crime Solved Rate



Financial Year	21-22	22-23	23-24	24-25	FYTD	25-26	Quarter	Q2 25-26	Q3 24-25
Solved Rate	11.0%	9.6%	13.1%	12.7%	Solved Rate	11.7%	PP Change	0.1	0.8

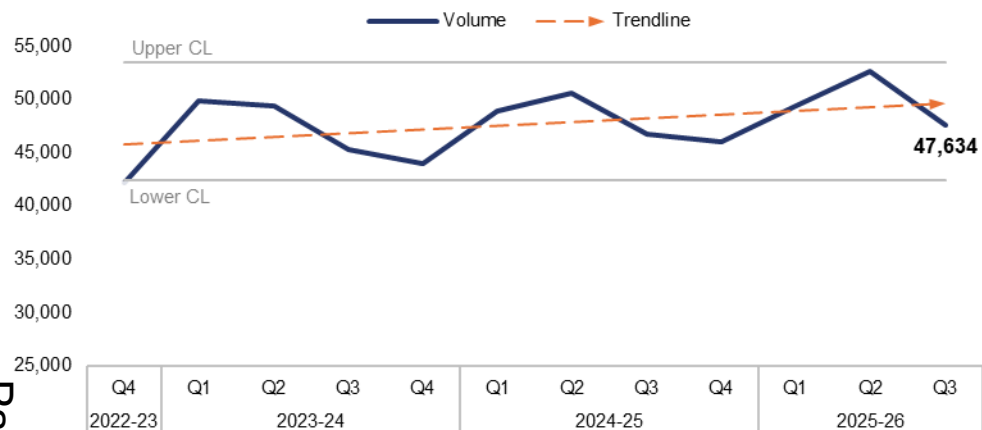
Operational Overview

Overall, 14,514 crimes were recorded in Gwent during Q3 2025-26. This represents a reduction of 4.4% (663 fewer offences) when compared to the quarter prior, but an increase of 1.5% (217 additional offences) when compared to the same quarter during the previous financial year.

The overall solved rate for Q3 2025-26 stands at 11.7%, with 1,704 crimes solved. This is a slight increase of 0.1 percentage points when compared to the quarter prior, albeit with 60 fewer crimes solved. A more prominent increase of 0.8 percentage points can be observed when comparing Q3 2025-26 to the same quarter during the previous financial year, with 142 additional crimes solved.

7. Overall Incidents

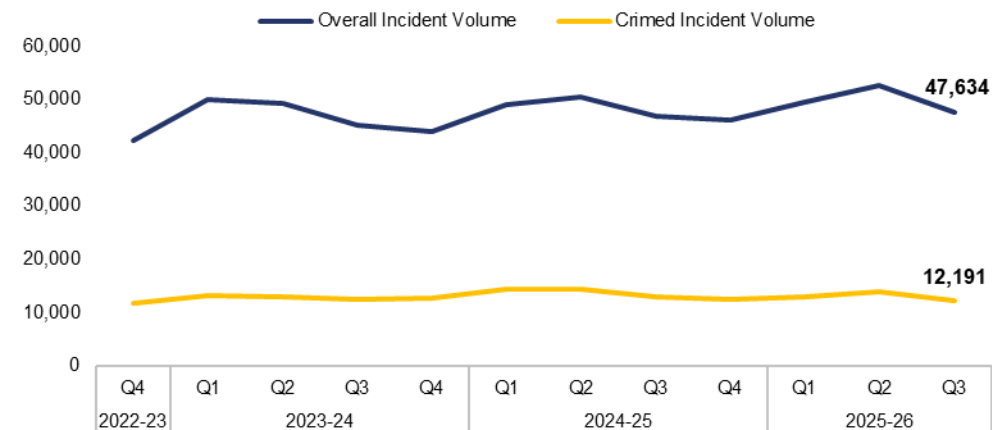
Overall Incident Volume



Page 48

Financial Year	21-22	22-23	23-24	24-25	FYTD	25-26	Quarter	Q2 25-26	Q3 24-25
Volume	170,175	170,356	188,434	192,239	Volume	149,690	% Change	-9.5%	1.9%

Crimed Incident Comparison



Financial Year	21-22	22-23	23-24	24-25	FYTD	25-26	Quarter	Q2 25-26	Q3 24-25
% Crimed	26.6%	28.8%	27.2%	28.0%	% Crimed	26.1%	PP Change	-0.7	-1.8

Operational Overview

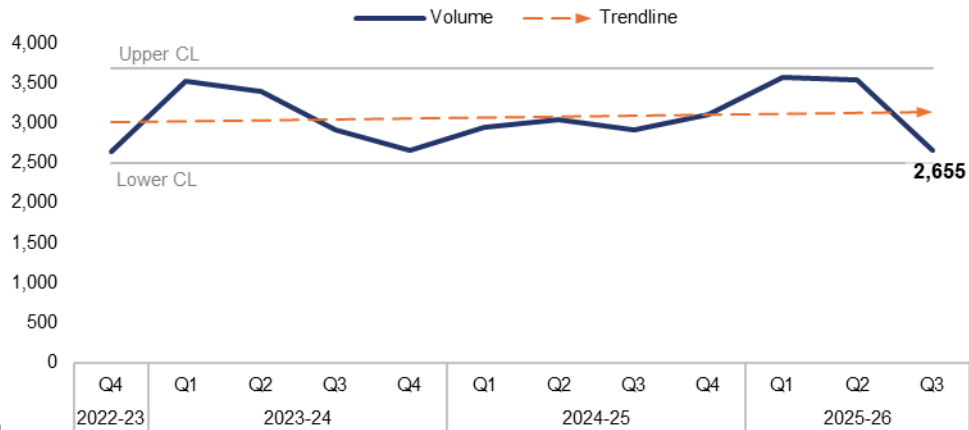
Overall, 47,634 incidents were reported during Q3 2025-26. This represents a reduction of 9.5% (4,996 fewer incidents) when compared to the quarter prior, but an increase of 1.9% (876 additional incidents) when compared to the same quarter during the previous financial year.

Of the 47,634 incidents reported during Q3 2025-26, 12,191 were assigned a crime category, or 'crimed'. This accounts for 25.6% of all incidents recorded during the quarter, representing a reduction of 0.7 percentage points when compared to the quarter prior. A further reduction of 1.8 percentage points can be observed when comparing Q3 2025-26 to the same quarter during the previous financial year.

Additional crimes can be created independently of incidents, accounting for the discrepancy between the number of crimed incidents and the overall crime volume for the quarter.

8. Anti-Social Behaviour

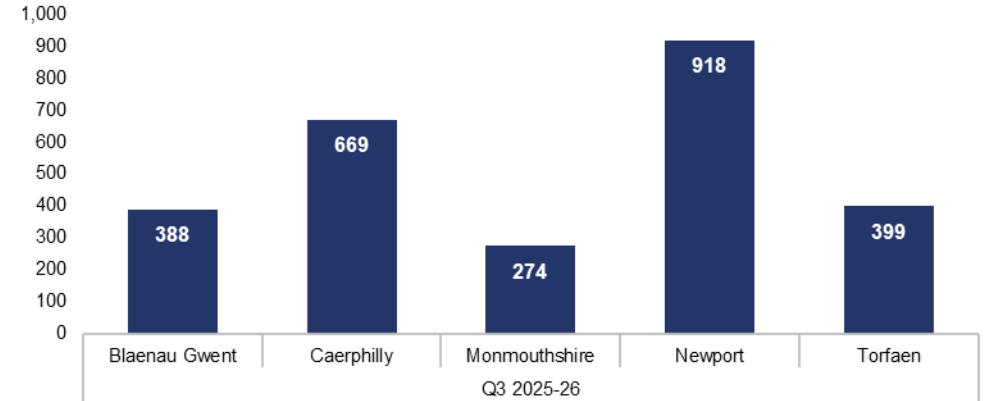
Anti-Social Behaviour Volume



Page 49

Financial Year	21-22	22-23	23-24	24-25	FYTD	25-26	Quarter	Q2 25-26	Q3 24-25
Volume	12,747	10,594	12,500	11,999	Volume	9,760	% Change	-24.9%	-8.8%

Anti-Social Behaviour Volume by Local Authority Area



Local Authority Area	Blaenau Gwent	Caerphilly	Monmouthshire	Newport	Torfaen
% of Total	14.6%	25.2%	10.3%	34.6%	15.0%

Operational Overview

A total of 2,655 incidents classified as Anti-Social Behaviour (ASB) were reported during Q3 2025-26. This is a significant reduction of 24.9% (882 fewer incidents) when compared to the quarter prior, and represents the lowest quarterly figure recorded since Q4 2022-23. A less prominent reduction of 8.8% (256 fewer incidents) can be observed when comparing Q3 2025-26 to the same quarter during the previous financial year.

The upper-right graph displays ASB incident volume during Q3 2025-26 by Local Authority Area. The highest volume of incidents were reported in Newport, accounting for 34.6% of the force-wide total with 918 incidents. Conversely, the lowest volume of incidents were reported in Monmouthshire, comprising 10.3% of the force-wide total with 274 incidents.

Dedicated patrols continue to take place throughout the 37 identified hot-spots in Gwent. By the end Q3 2025-26, officers had undertaken 7,110 hours of dedicated overtime patrols in these areas, resulting in 68 arrests and 134 stop searches, during which 11 weapons were recovered. The force is on course to meet its Home Office target of 9,000 hours by the end of the financial year.

Proactive patrols were undertaken by neighbourhood teams throughout the force during Halloween and Bonfire Night. ASB volume fell by 42.0% during this ordinarily busy period when compared to the year prior.

During Q3 2025-26, seven ASB incidents were reported as having taken place outside of the force area, and have therefore been omitted from the Local Authority Area comparison.

9. Community Action Team

Community Action Team Activity – Q3 2025-26					
Metric	Aberbargoed Team	Bettws Team	Ebbw Vale Team	Llantarnam Team	Overall
Offences Recorded	37	28	23	37	125
Solved Rate	43.2%	78.6%	43.5%	97.3%	67.2%
Arrests Made	24	22	13	24	83
Stop Searches Performed	41	41	17	29	128
Vehicles Seized	20	16	12	6	54

Operational Overview

The Community Action Teams have been deployed in Aberbargoed, Bettws, Ebbw Vale, and Llantarnam since October 2025, and will remain in these wards until February 2026. During Q3 2025-26, the teams made a total of 83 arrests and seized 54 vehicles, primarily due to them being used or ridden in an anti-social manner. They also achieved a solved rate of 67.2% for crime investigations.

The teams continue to receive extremely positive feedback from local councillors and stakeholders in their areas of deployment. They have amplified their successes through posts on social media and other platforms, which have gained significant positive traction online. The Llantarnam team have supported their Torfaen neighbourhood colleagues in focusing on ASB and retail crime, and have been responsible for notable arrests, charges, and custodial sentences for some of Gwent's most prolific shoplifters.

10. Preventing Crime and ASB – Emerging Issues

Operational Overview

Following the success of the Safer Streets Summer initiative which saw police and Community Safety Partnerships (CSPs) tackle ASB within town centres, the Home Office's Winter Campaign was launched in December. This took place between the 1st of December and the 31st of January, and focused on ASB, retail crime, and street crime. Newport has seen the resurgence of City Safe as part of this initiative, with an emphasis on ASB associated with the Night-time Economy in the area. The Office of the Police and Crime Commissioner (OPCC) has provided a further £50,000 to support the five CSPs in this venture.

The force is in the process of creating its ASB Action Plan and has been liaising with CSPs to ensure that governance arrangements, policing and partnership activity, problem-solving, data sharing, and effective communications form part of this and the tactical delivery plans. The plan is due for OPCC ratification by end of the financial year. As part of the plan, the force are introducing an ASB Risk Assessment Matrix which will assist in the effective management of repeat and high-risk offenders, as well as ensuring that the appropriate support and safeguarding are in place for repeat victims.

The messaging alert system Neighbourhood Matters is now moving from its implementation phase into operational 'business as usual'. Neighbourhood officers have received training and are now actively utilising the system. Over 5,000 individuals have been surveyed throughout Gwent in an attempt to identify, understand, and collaboratively address issues which adversely impact quality of life in local communities.

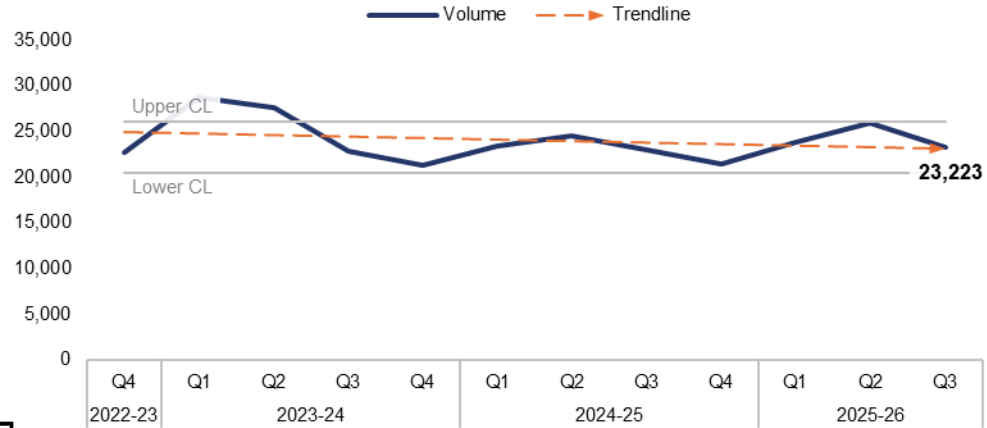
The number of school engagements undertaken as part of the Safer Schools Programme has dramatically increased during Q3 2025-26 when compared to the same quarter during the previous financial year, with an additional 1,255 engagements taking place throughout the 242 schools in Gwent. These engagements involve inputs to pupils on topics such as ASB, knife crime, hate crime, and online crime.

Pillar Two - Making Our Communities Safer

1. 999 Demand
2. 101 Demand
3. 999 and 101 Average Answer Speed
4. Response Times
5. Most Serious Violence
6. Serious Violence
7. Knife Crime
8. Overall Drug Offences
9. Drug Possession
10. Drug Supply
11. Shoplifting
12. Residential Burglary
13. Robbery
14. Theft from the Person
15. Making Our Communities Safer – Emerging Issues

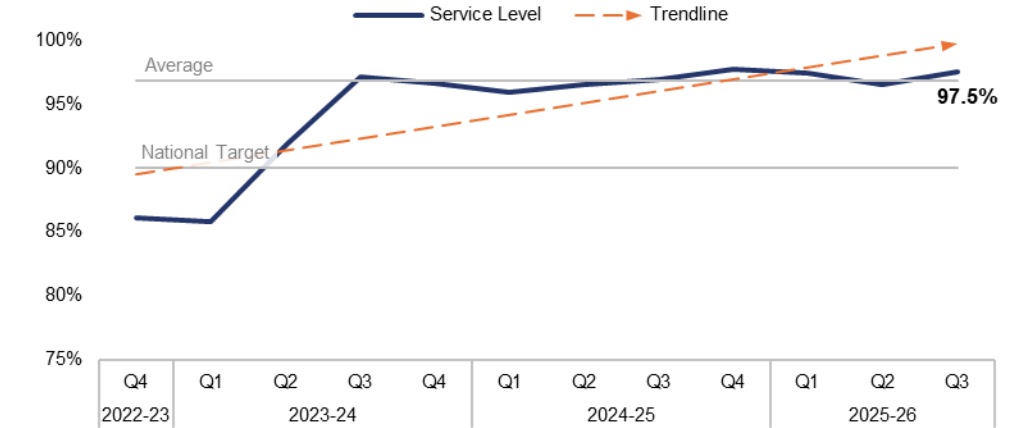
1. 999 Demand

999 Demand



Financial Year	21-22	22-23	23-24	24-25	FYTD	25-26	Quarter	Q2 25-26	Q3 24-25
Volume	87,259	99,891	100,469	92,275	Volume	72,929	% Change	-10.4%	1.1%

999 Service Level



Financial Year	21-22	22-23	23-24	24-25	FYTD	25-26	Quarter	Q2 25-26	Q3 24-25
Service Level	89.5%	85.7%	92.4%	97.0%	Service Level	97.1%	PP Change	1.0	0.6

Operational Overview

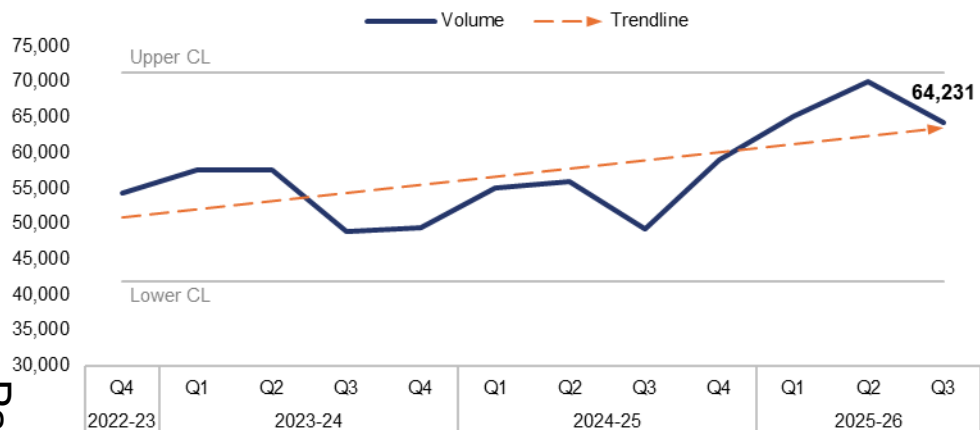
999 demand has fallen by 10.4% during Q3 2025-26 when compared to the quarter prior, with 2,691 fewer calls received for a total of 23,223. A slight increase of 1.1% (254 additional calls) can be observed when comparing Q3 2025-26 to the same quarter during the previous financial year.

999 service level (the percentage of 999 calls answered within 10 seconds) stands at 97.5% for Q3 2025-26. This represents an increase of 1.0 percentage point when compared to the quarter prior, and of 0.6 percentage points when compared to the same quarter during the previous financial year. 999 service level has remained above the national target of 90% for the last ten consecutive quarters.

2. 101 Demand

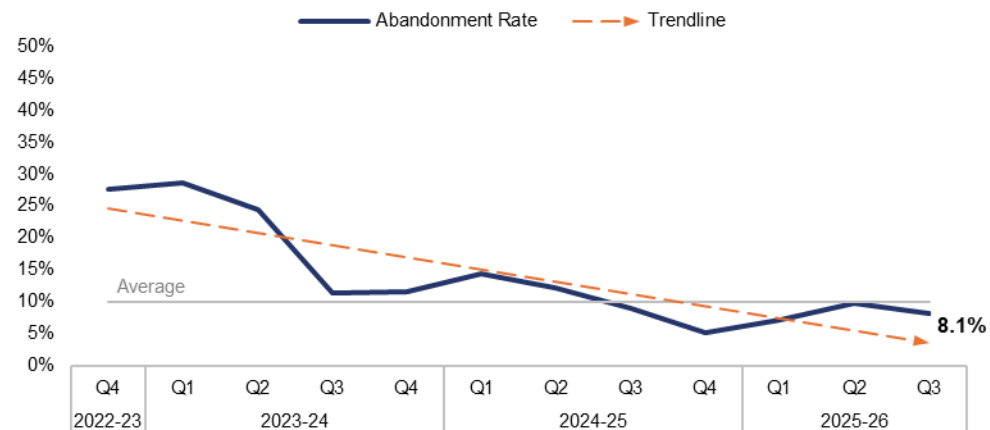
Page 54

101 Demand (All Connections)



Financial Year	21-22	22-23	23-24	24-25	FYTD	25-26	Quarter	Q2 25-26	Q3 24-25
Volume	241,738	220,342	213,356	219,010	Volume	199,453	% Change	-8.3%	30.6%

101 Abandonment Rate



Financial Year	21-22	22-23	23-24	24-25	FYTD	25-26	Quarter	Q2 25-26	Q3 24-25
Abandonment Rate	26.7%	36.3%	19.5%	9.1%	Abandonment Rate	8.4%	PP Change	-1.7	-0.9

Operational Overview

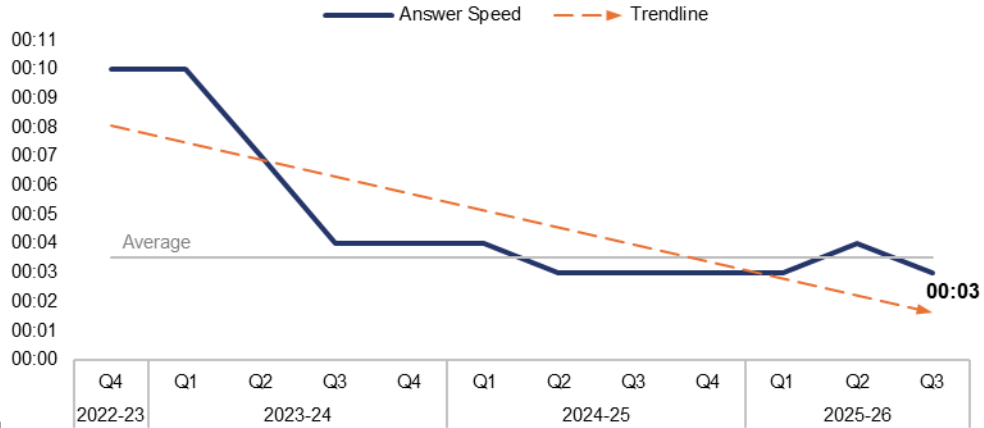
101 demand (all connections) has fallen by 8.3% during Q3 2025-26 when compared to the quarter prior, with 5,778 fewer calls received for a total of 64,231. Conversely, a substantial increase of 30.6% (15,032 additional calls) can be observed when comparing Q3 2025-26 to the same quarter during the previous financial year.

The abandonment rate for 101 calls during Q3 2025-26 was 8.1%. This is a reduction of 1.7 percentage points when compared to the quarter prior, and of 0.9 percentage points when compared to the same quarter during the previous financial year.

The 101 abandonment rate figure is calculated based on call options one and two only, which pertain to new incidents and incident updates respectively.

3. 999 and 101 Average Answer Speed

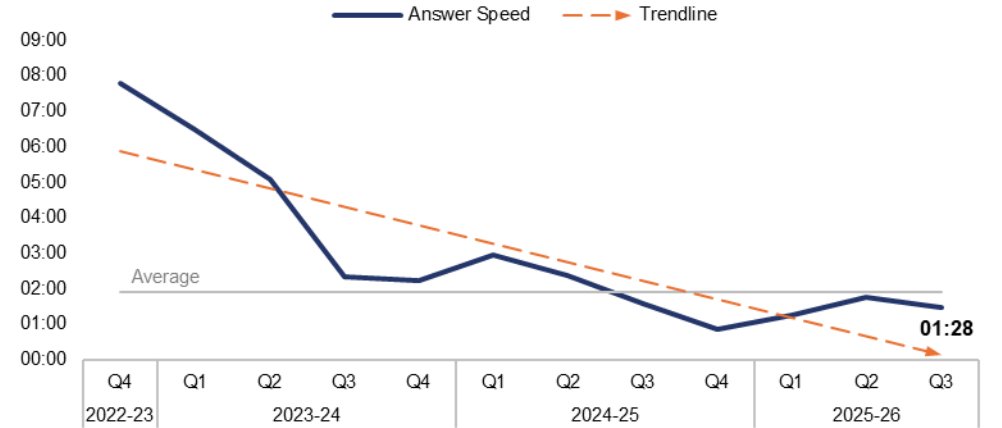
999 Answer Speed (Minutes/Seconds)



Page 5

Financial Year	21-22	22-23	23-24	24-25	FYTD	25-26	Quarter	Q2 25-26	Q3 24-25
Answer Speed	00:09	00:11	00:06	00:04	Answer Speed	00:03	Change	-00:01	00:00

101 Answer Speed (Minutes/Seconds)



Financial Year	21-22	22-23	23-24	24-25	FYTD	25-26	Quarter	Q2 25-26	Q3 24-25
Answer Speed	05:45	08:01	03:59	01:43	Answer Speed	01:30	Change	-00:17	-00:07

Operational Overview

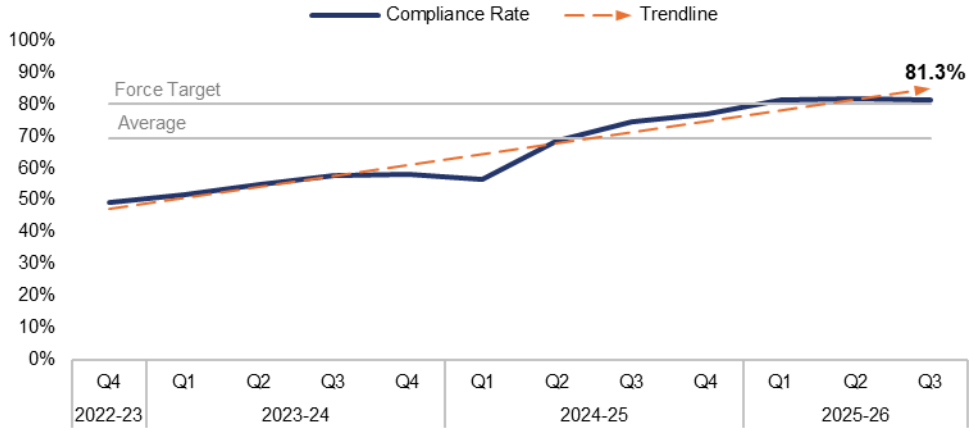
The average answer speed for 999 calls during Q3 2025-26 was three seconds. This is an improvement of one second when compared to the quarter prior, and is equal to the same quarter during the previous financial year.

The average answer speed for 101 calls during Q3 2025-26 was one minute and 28 seconds. This is an improvement of 17 seconds when compared to the quarter prior, and of seven seconds when compared to the same quarter during the previous financial year.

The 101 average answer speed figure is calculated based on call options one and two only, which pertain to new incidents and incident updates respectively.

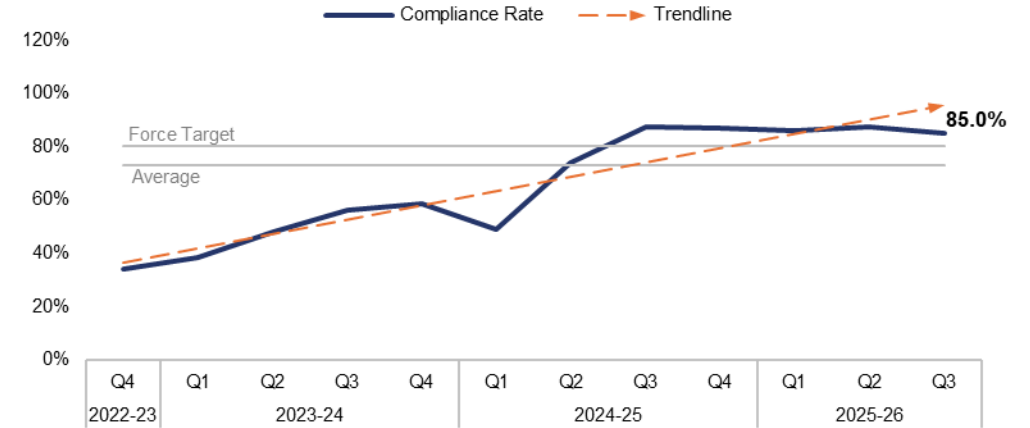
4. Response Times

Emergency Response Compliance



Financial Year	21-22	22-23	23-24	24-25	FYTD	25-26	Quarter	Q2 25-26	Q3 24-25
Compliance Rate	47.5%	47.0%	55.4%	68.7%	Compliance Rate	81.5%	PP Change	-0.5	6.7

Priority Response Compliance



Financial Year	21-22	22-23	23-24	24-25	FYTD	25-26	Quarter	Q2 25-26	Q3 24-25
Compliance Rate	33.2%	32.3%	50.0%	74.5%	Compliance Rate	86.2%	PP Change	-2.3	-2.6

Operational Overview

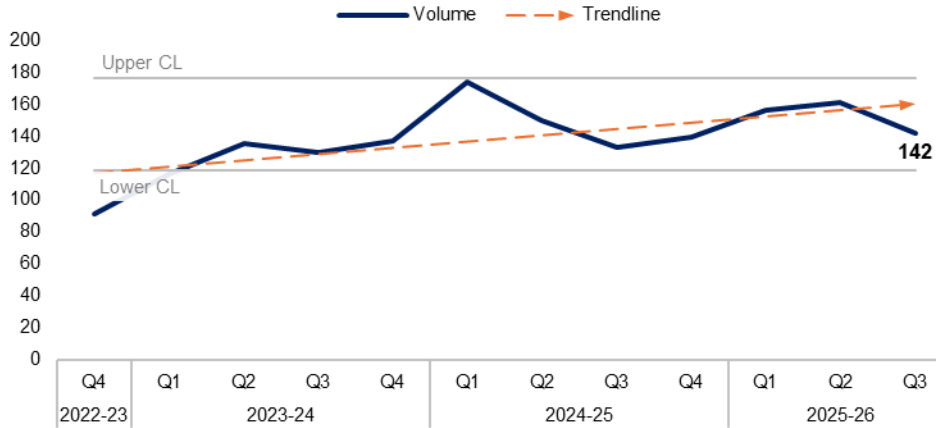
Based on the target arrival time of 15 minutes, the emergency create-to-arrival compliance rate for Q3 2025-26 stands at 81.3%. This is a reduction of 0.5 percentage points when compared to the quarter prior, but represents a notable increase of 6.7 percentage points when compared to the same quarter during the previous financial year. The compliance rate has exceeded the force target of 80.0% for a third consecutive quarter.

Based on the target arrival time of 60 minutes, the priority create-to-arrival compliance rate for Q3 2025-26 stands at 85.0%. This is a reduction of 2.3 percentage points when compared to the quarter prior, and a similar reduction of 2.6 percentage points when compared to the same quarter during the previous financial year. Despite this, the compliance rate has now exceeded the force target of 80.0% for five consecutive quarters.

In this context, 'create-to-arrival' refers to the time elapsed between the creation of a Storm Log for a given incident, and the arrival of officers at the scene.

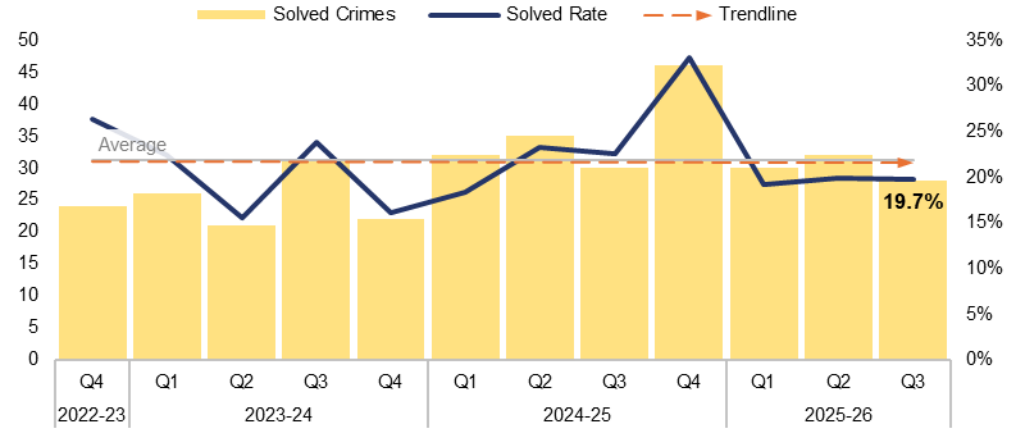
5. Most Serious Violence

Most Serious Violence Volume



Financial Year	21-22	22-23	23-24	24-25	FYTD	25-26	Quarter	Q2 25-26	Q3 24-25
Volume	435	474	518	596	Volume	459	% Change	-11.8%	6.8%

Most Serious Violence Solved Rate



Financial Year	21-22	22-23	23-24	24-25	FYTD	25-26	Quarter	Q2 25-26	Q3 24-25
Solved Rate	16.3%	19.0%	19.3%	24.0%	Solved Rate	19.6%	PP Change	-0.2	-2.9

Operational Overview

A total of 142 crimes classified as Most Serious Violence were recorded during Q3 2025-26. This represents a reduction of 11.8% (19 fewer offences) when compared to the quarter prior, but an increase of 6.8% (nine additional offences) when compared to the same quarter during the previous financial year.

The solved rate for Q3 2025-26 stands at 19.7%, with 28 crimes solved. This is a slight reduction of 0.2 percentage points when compared to the quarter prior, with four fewer crimes solved. A further reduction of 2.9 percentage points can be observed when comparing Q3 2025-26 to the same quarter during the previous financial year, with two fewer crimes solved.

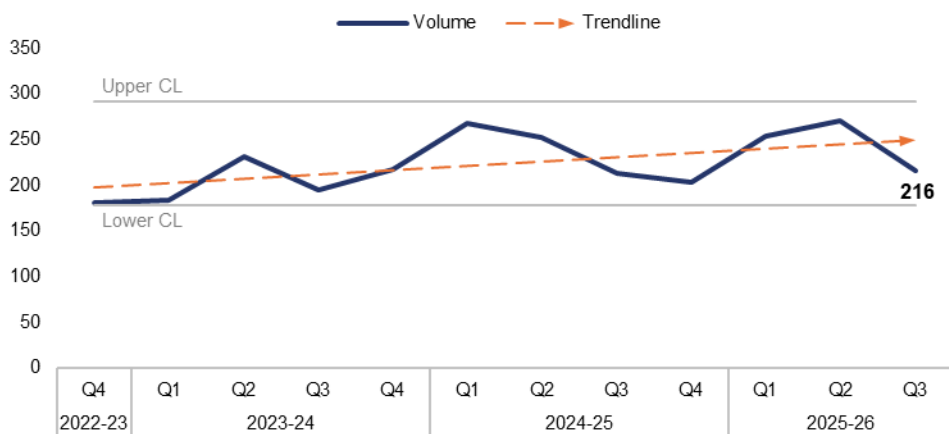
The Homicide and Serious Violence meeting ensures appropriate oversight of investigations and is able to identify any changes in performance. Most Serious Violence is investigated by the Reactive Criminal Investigation Department (CID) who operate as part of the Crime Pillar. Scrutiny and the identification of patterns in offending allow for predicted demand analysis and the assignment of appropriate resources from the Crime Pillar. The management and oversight of meetings has seen strong relationships forged between the three pillars, with problem solving plans devised to prevent and detect Most Serious Violence. The Tasking and Proactive team identify and own any ongoing series and patterns in offending, in order to support further analysis and to bolster the organisation's responsiveness to Most Serious Violence. This provides resilience and ensures outstanding public service for some of our most high-harm offending.

There were two homicide investigations during Q3 2025-26, both of which pertained to crimes involving the use of a knife. The suspects have been charged, remanded, and are awaiting trial.

Most Serious Violence offences consist of homicide, grievous bodily harm with intent, and causing death by dangerous driving.

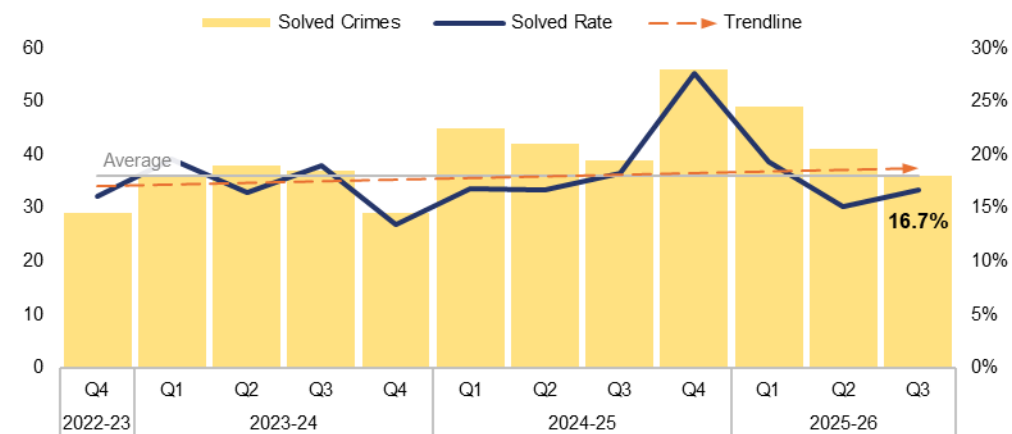
6. Serious Violence

Serious Violence Volume



Financial Year	21-22	22-23	23-24	24-25	FYTD	25-26	Quarter	Q2 25-26	Q3 24-25
Volume	729	843	827	936	Volume	741	% Change	-20.3%	1.4%

Serious Violence Solved Rate



Financial Year	21-22	22-23	23-24	24-25	FYTD	25-26	Quarter	Q2 25-26	Q3 24-25
Solved Rate	16.2%	15.5%	16.9%	19.4%	Solved Rate	17.0%	PP Change	1.6	-1.6

Operational Overview

Overall, 216 crimes classified as Serious Violence were recorded during Q3 2025-26. This represents a significant reduction of 20.3% (55 fewer offences) when compared to the quarter prior, but a slight increase of 1.4% (three additional offences) when compared to the same quarter during the previous financial year.

The solved rate for Q3 2025-26 stands at 16.7%, with 36 crimes solved. This is an increase of 1.6 percentage points when compared to the quarter prior, albeit with five fewer crimes solved. Conversely, a reduction 1.6 percentage points can be observed when comparing Q3 2025-26 to the same quarter during the previous financial year, with three fewer crimes solved.

Although Serious Violence is discussed in the Homicide and Serious Violence meeting, an element of this also features in the Serious Organised Crime (SOC) meeting. Organised Crime Group (OCG) nominals involved in Serious Violence are identified within this meeting, in order to explore opportunities under a '4Ps' approach (Pursue, Prevent, Protect, and Prepare).

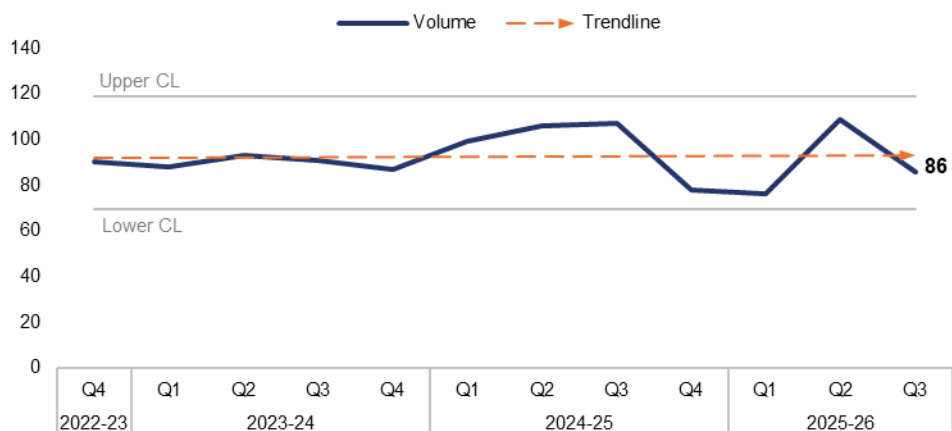
Funding provided by the Home Office to tackle county lines has been used to prevent Serious Violence and bring offenders to justice through proactive policing and partnership operations. Tarian have provided considerable support to tackle an OCG which used Serious Violence, leading to the arrest and conviction of offenders.

Services have been commissioned via Serious Violence Duty funding which aim to prevent violent crime and promote early intervention through the identification of effective local practices and prevention programmes. This is aligned to the Government's Safer Streets mission, with interventions being delivered through the five CSPs.

Serious Violence offences consist of section 18 grievous bodily harm with intent, section 20 malicious wounding without intent, and personal robbery.

7. Knife Crime

Knife Crime Volume



Financial Year	21-22	22-23	23-24	24-25	FYTD	25-26	Quarter	Q2 25-26	Q3 24-25
Volume	283	370	359	390	Volume	271	% Change	-21.1%	-19.6%

Operational Overview

A total of 86 offences recorded during Q3 2025-26 were classified as knife crimes, as defined by the Home Office's National Data Quality Improvement Service (NDQIS) reporting system. This represents a reduction of 21.1% (23 fewer offences) when compared to the quarter prior. A similar reduction of 19.6% (21 fewer offences) can be observed when comparing Q3 2025-26 to the same quarter during the previous financial year.

The force continually encourages the appropriate use of stop and search as a proactive tactic to limit access to knives for criminals. Appropriate performance and oversight meetings ensure that stop and search is used proportionately, with accurate and reliable grounds for each search recorded.

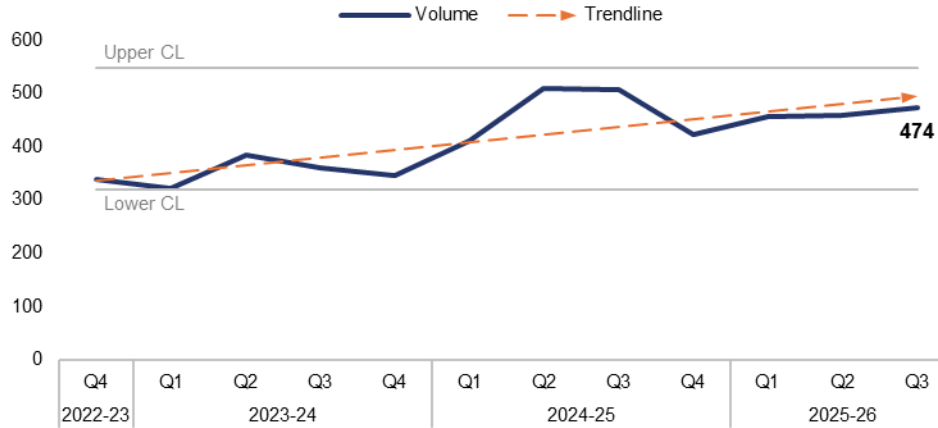
SOC profiles are used to identify the top three wards in each local authority area based on Crime Severity Score. Within these wards, knife crimes and those linked to SOC have been highlighted and are discussed at the SOC partnership meetings. The Knife Crime Problem Profile has also been completed and was presented in November's violence meeting, to inform the policing and partnership response.

Gwent Police took part in the national Operation Sceptre week during Q3 2025-26, focused on prevention, education and enforcement. This included inputs by Fearless to schools and a discussion with students at Coleg Gwent about the consequences of knife crime.

In accordance with NDQIS reporting criteria, Possession of a Weapon and Homicide offences have been excluded from this dataset.

8. Overall Drug Offences

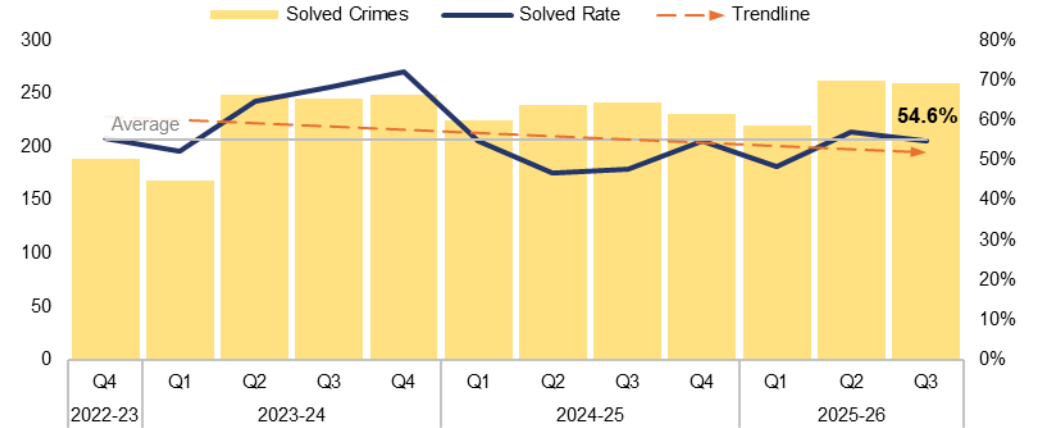
Overall Drug Offences Volume



Page 60

Financial Year	21-22	22-23	23-24	24-25	FYTD	25-26	Quarter	Q2 25-26	Q3 24-25
Volume	1,328	1,296	1,411	1,848	Volume	1,389	% Change	3.3%	-6.3%

Overall Drug Offences Solved Rate



Financial Year	21-22	22-23	23-24	24-25	FYTD	25-26	Quarter	Q2 25-26	Q3 24-25
Solved Rate	67.5%	54.6%	64.6%	50.6%	Solved Rate	53.3%	PP Change	-2.5	7.0

Operational Overview

Overall, 474 crimes classified as Drug Offences were recorded during Q3 2025-26. This represents an increase of 3.3% (15 additional offences) when compared to the quarter prior, but a reduction of 6.3% (32 fewer offences) when compared to the same quarter during the previous financial year.

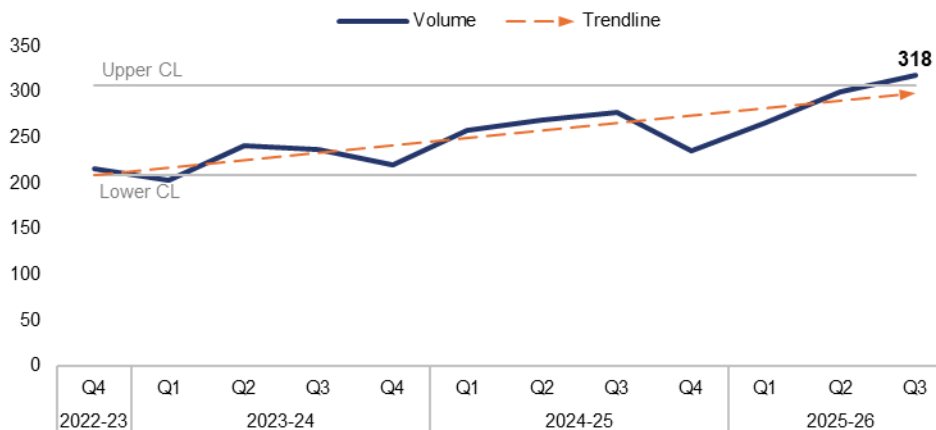
The solved rate for Q3 2025-26 stands at 54.6%, with 259 crimes solved. This is a reduction of 2.5 percentage points when compared to the quarter prior, with three fewer crimes solved. Conversely, an increase of 7.0 percentage points can be observed when comparing Q3 2025-26 to the same quarter during the previous financial year, with 18 additional crimes solved.

The number of offences relating to the importation of drugs has fallen by 4.7% (two fewer offences) when compared to the quarter prior, for a total of 41. This is the lowest quarterly figure recorded since Q4 2023-24.

New processes have been implemented by Gwent Police to manage drug importation offences. These offences saw an increase due to an international rise in the use of the fast parcel service to import drugs, particularly from areas which have legalised cannabis. The processes provide effective management of importations, with a focus on disruption to prevent further offending.

9. Drug Possession

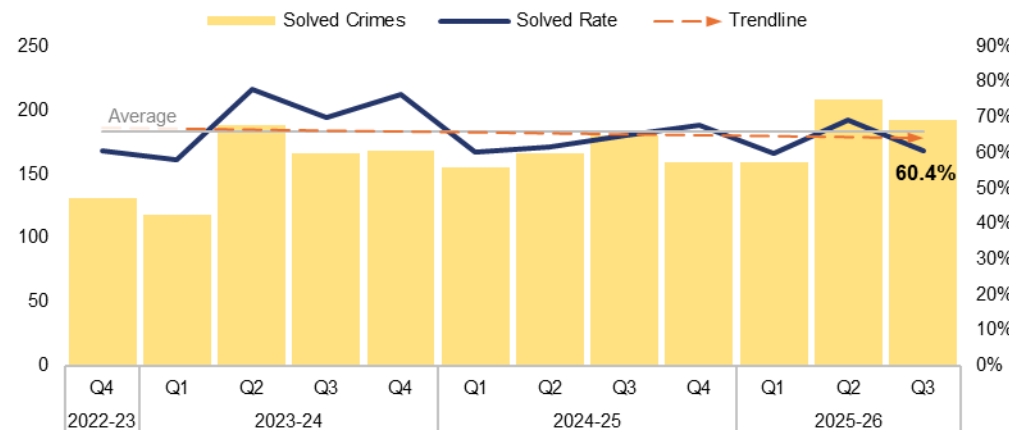
Drug Possession Volume



Page 61

Financial Year	21-22	22-23	23-24	24-25	FYTD	25-26	Quarter	Q2 25-26	Q3 24-25
Volume	948	828	901	1,040	Volume	884	% Change	6.0%	14.4%

Drug Possession Solved Rate



Financial Year	21-22	22-23	23-24	24-25	FYTD	25-26	Quarter	Q2 25-26	Q3 24-25
Solved Rate	70.0%	60.9%	71.0%	63.5%	Solved Rate	63.2%	PP Change	-8.9	-4.3

Operational Overview

The volume of drug possession offences exceeded the upper control limit during Q3 2025-26, with 318 crimes recorded. This is the highest quarterly figure within the three-year timeframe, representing an increase of 6.0% (18 additional offences) when compared to the quarter prior, and a further increase of 14.4% (40 additional offences) when compared to the same quarter during the previous financial year.

The solved rate for Q3 2025-26 stands at 60.4%, with 192 crimes solved. This is a reduction of 8.9 percentage points when compared to the quarter prior, with 16 fewer crimes solved. A less prominent reduction of 4.3 percentage points can be observed when comparing Q3 2025-26 to the same quarter during the previous financial year, albeit with 12 additional crimes solved.

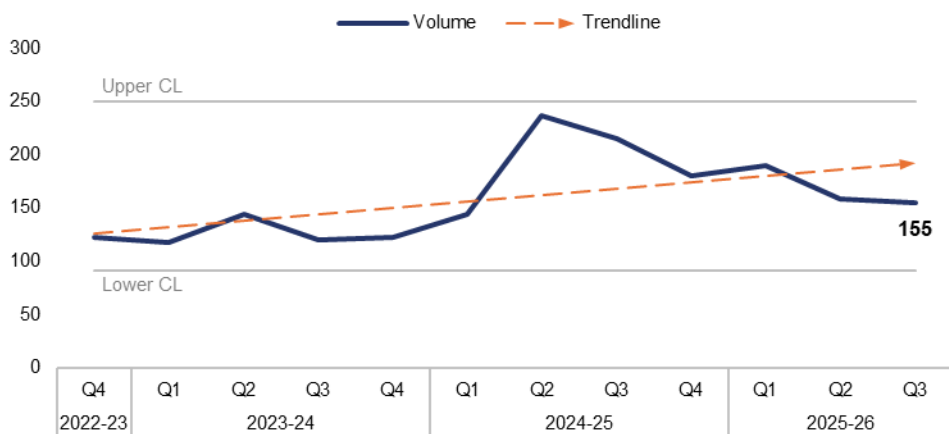
During Q3 2025-26, Gwent Police and partners have conducted proactive operations aimed at tackling ASB which often emanates from drug use. This has included the Clear Hold Build site in Rhymney and the deployment of the Community Action Teams in areas such as Bettws and Pill to address drugs supply, drug use, and associated ASB.

This slide pertains to possession offences for all controlled drugs, including Cannabis.

10. Drug Supply

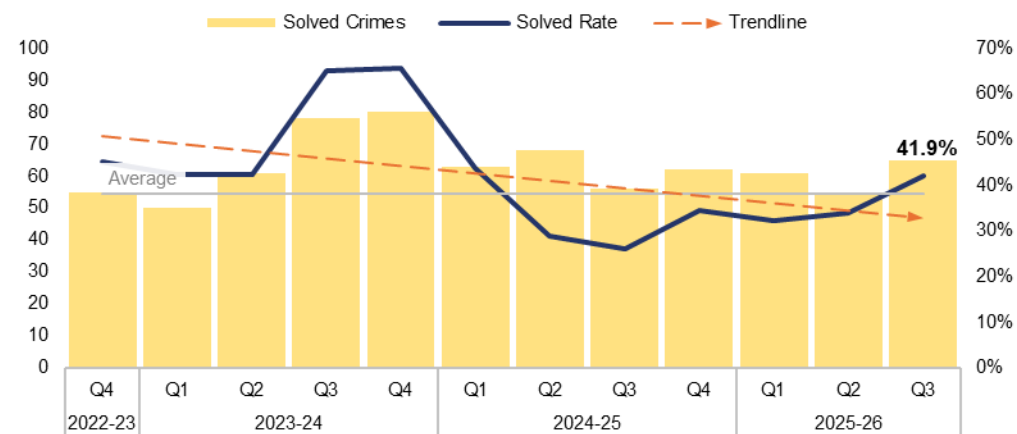
Page 22

Drug Supply Volume



Financial Year	21-22	22-23	23-24	24-25	FYTD	25-26	Quarter	Q2 25-26	Q3 24-25
Volume	378	461	504	776	Volume	504	% Change	-2.5%	-27.9%

Drug Supply Solved Rate



Financial Year	21-22	22-23	23-24	24-25	FYTD	25-26	Quarter	Q2 25-26	Q3 24-25
Solved Rate	61.4%	43.4%	53.4%	32.1%	Solved Rate	35.7%	PP Change	7.9	15.9

Operational Overview

Overall, 155 drug supply offences were recorded during Q3 2025-26. This represents a reduction of 2.5% (four fewer offences) when compared to the quarter prior, and a significant reduction of 27.9% (60 fewer offences) when compared to the same quarter during the previous financial year.

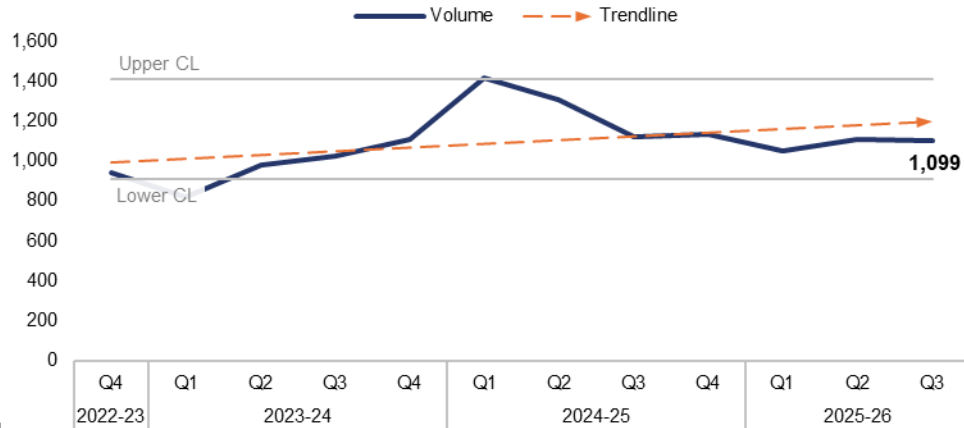
The solved rate for Q3 2025-26 stands at 41.9%, with 65 crimes solved. This is an increase of 7.9 percentage points when compared to the quarter prior, with 11 additional crimes solved. A further increase of 15.9 percentage points can be observed when comparing Q3 2025-26 to the same quarter during the previous financial year, with nine additional crimes solved.

During Q3 2025-26, the resources from Gwent Police's Organised Crime Unit and Force Serious Organised Crime Team were used to support the two homicide investigations which took place during this period. This reduced the force's capacity to conduct proactive operations targeting drug supply. In addition to supporting these homicide investigations, these teams focused on the highest threat drug supply investigations and the associated criminal justice processes, in order to achieve positive outcomes.

This slide includes all offences pertaining to the supply, importation, or production of controlled drugs.

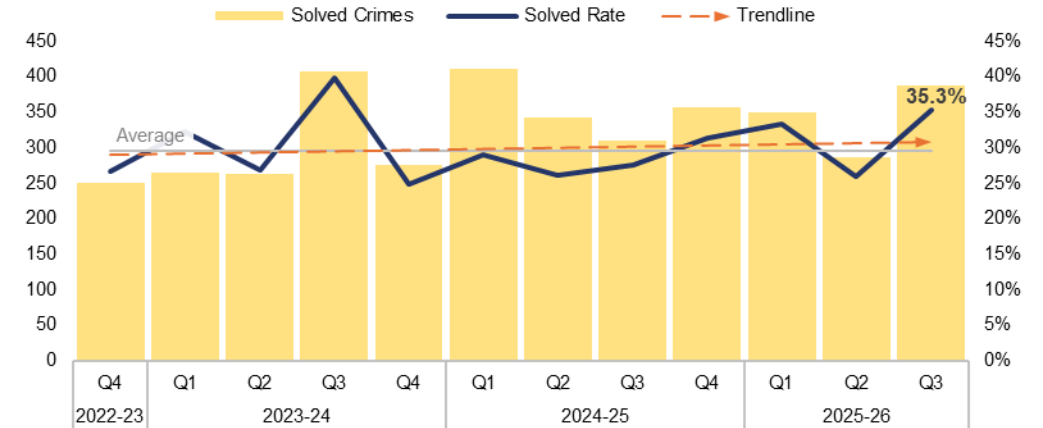
11. Shoplifting

Shoplifting Volume



Financial Year	21-22	22-23	23-24	24-25	FYTD	25-26	Quarter	Q2 25-26	Q3 24-25
Volume	2,186	2,973	3,925	4,981	Volume	3,258	% Change	-1.0%	-2.1%

Shoplifting Solved Rate



Financial Year	21-22	22-23	23-24	24-25	FYTD	25-26	Quarter	Q2 25-26	Q3 24-25
Solved Rate	27.7%	23.7%	30.8%	28.5%	Solved Rate	31.5%	PP Change	9.4	7.8

Operational Overview

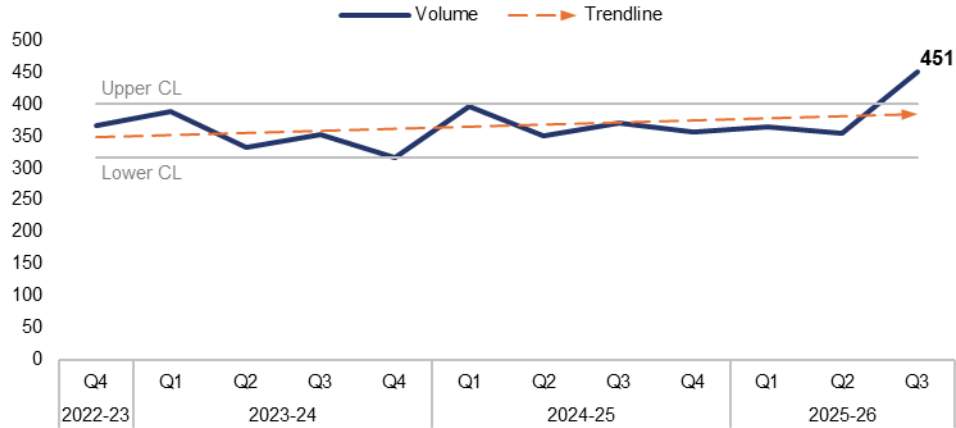
During Q3 2025-26, 1,099 Shoplifting offences were recorded. This represents a slight reduction of 1.0% (11 fewer offences) when compared to the quarter prior, and a similar reduction of 2.1% (24 fewer offences) when compared to the same quarter during the previous financial year.

The solved rate for Q3 2025-26 stands at 35.3%, with 388 crimes solved. This is the second-highest quarterly solved rate within the three-year timeframe, representing an increase of 9.4 percentage points when compared to the quarter prior, with 101 additional crimes solved. A similar increase of 7.8 percentage points can be observed when comparing Q3 2025-26 to the same quarter during the previous financial year, with 79 additional crimes solved.

Focus continues to be placed on retail crime through the Home Office Winter Campaign. This has led to increases in enforcement and diversionary activities undertaken by both police and partners/retailers in order to combat this crime type. Crime and Disorder Reduction Officers continue to successfully apply for Criminal Behaviour Orders which assist in effectively managing those prolific offenders within our communities.

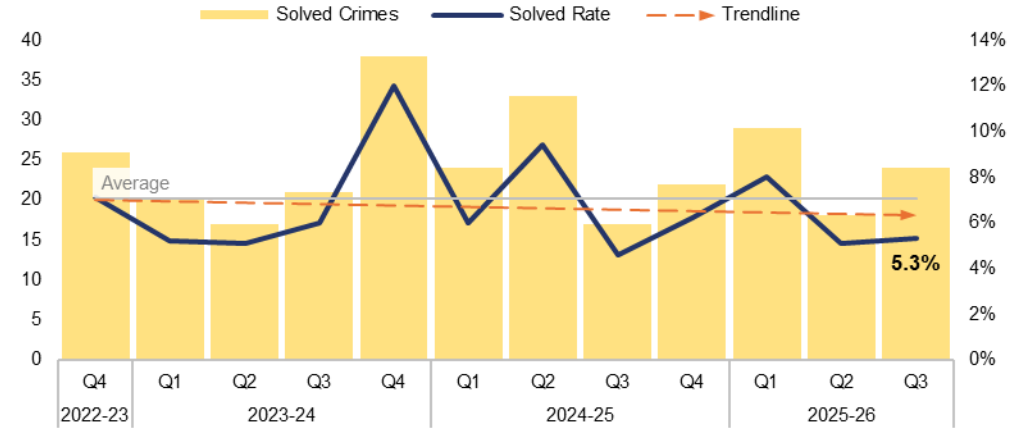
12. Residential Burglary

Residential Burglary Volume



Financial Year	21-22	22-23	23-24	24-25	FYTD	25-26	Quarter	Q2 25-26	Q3 24-25
Volume	1,755	1,615	1,389	1,474	Volume	1,169	% Change	27.4%	21.9%

Residential Burglary Solved Rate



Financial Year	21-22	22-23	23-24	24-25	FYTD	25-26	Quarter	Q2 25-26	Q3 24-25
Solved Rate	6.3%	5.1%	6.9%	6.5%	Solved Rate	6.1%	PP Change	0.2	0.7

Operational Overview

The volume of Residential Burglary offences exceeded the upper control limit during Q3 2025-26, with 451 crimes recorded. This is the highest quarterly figure within the three-year timeframe, representing an increase of 27.4% (97 additional offences) when compared to the quarter prior, and an increase of 21.9% (81 additional offences) when compared to the same quarter during the previous financial year.

The solved rate for Q3 2025-26 stands at 5.3%, with 24 crimes solved. This is a slight increase of 0.2 percentage points when compared to the quarter prior, with six additional crimes solved. A similar increase of 0.7 percentage points can be observed when comparing Q3 2025-26 to the same quarter during the previous financial year, with seven additional crimes solved.

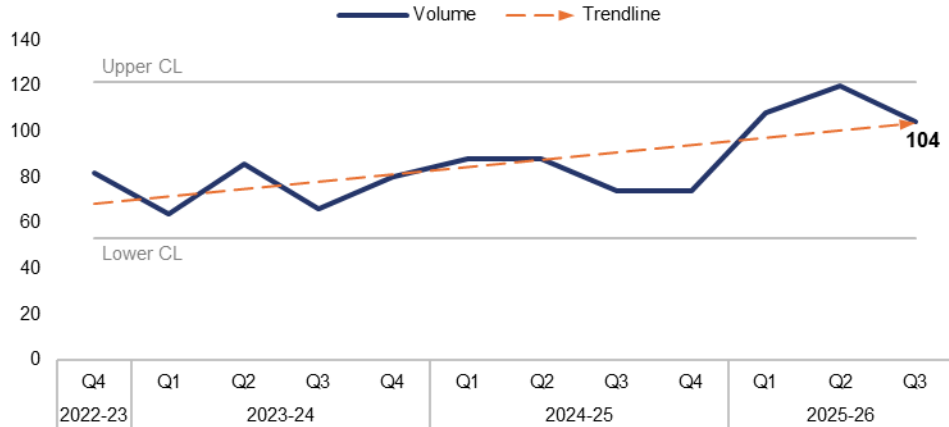
During Q3 2025-26, 91.5% of Residential Burglary of a Home incidents were attended by officers, with 55.3% of these attended within 60 minutes.

There is a notable disparity in solved rate between crimes classified as residential burglaries of homes and those classified as residential burglaries of unconnected buildings. The solved rate for residential burglaries of homes stands at 8.2% for the FYTD, whereas the solved rate for residential burglaries of unconnected buildings is lower, at 1.3%.

A second phase of the burglary app trial is due to be refreshed. The app has seen limited use across the force, with messaging and leadership sponsorship planned to increase its usage and subsequently improve service delivery.

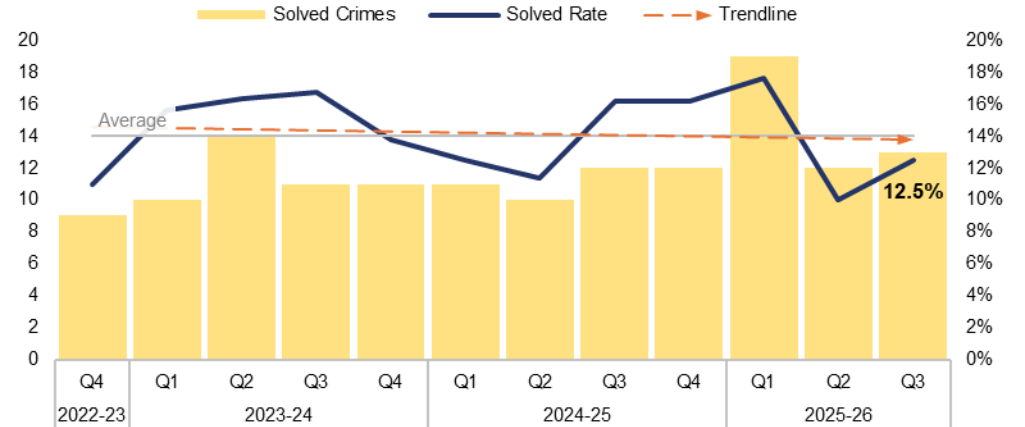
13. Robbery

Robbery Volume



Financial Year	21-22	22-23	23-24	24-25	FYTD	25-26	Quarter	Q2 25-26	Q3 24-25
Volume	266	332	296	324	Volume	332	% Change	-13.3%	40.5%

Robbery Solved Rate



Financial Year	21-22	22-23	23-24	24-25	FYTD	25-26	Quarter	Q2 25-26	Q3 24-25
Solved Rate	18.8%	12.3%	15.5%	13.9%	Solved Rate	13.3%	PP Change	2.5	-3.7

Operational Overview

A total of 104 Robbery offences were recorded during Q3 2025-26. This represents a reduction of 13.3% (16 fewer offences) when compared to the quarter prior, but a significant increase of 40.5% (30 additional offences) when compared to the same quarter during the previous financial year.

The solved rate for Q3 2025-26 stands at 12.5%, with 13 crimes solved. This is an increase of 2.5 percentage points when compared to the quarter prior, with one additional crime solved. A reduction of 3.7 percentage points can be observed when comparing Q3 2025-26 to the same quarter during the previous financial year, albeit with one additional crime solved.

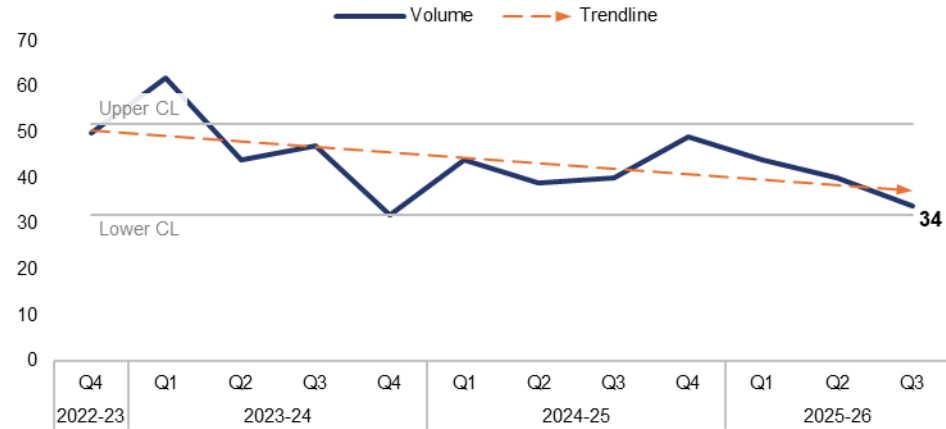
Offences pertaining to the robbery of personal property comprise the majority of those recorded during the current FYTD, representing 77.4% of the total with 257 crimes recorded. Robbery of business property offences account for the remaining 22.6%, with 75 crimes recorded. The solved rate for robbery of business property offences is higher at 20.0% (15 crimes solved), whereas the solved rate for robbery of personal property offences stands at 11.3% (29 crimes solved).

Force-wide performance regarding Robbery is tracked by the Homicide and Serious Violence Meeting. This highlights specific areas of concern and allows for the effective tasking of specialist resources to problem-solve and robustly investigate these offences. A daily process run by the CID ensures that all Robbery offences are correctly identified and owned by the appropriate investigative team. This is further supported by Level 1 tasking, where multiple departments come together to problem-solve any ongoing series of offences.

The data on this slide includes both personal and commercial Robbery offences.

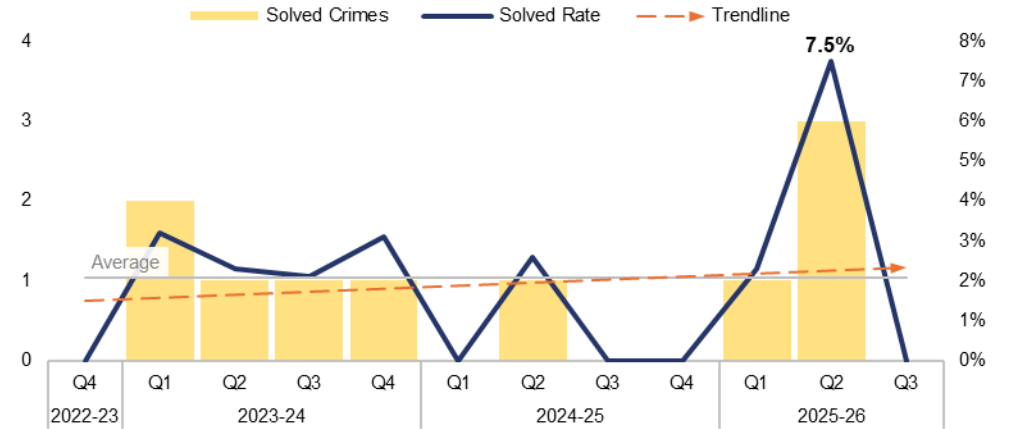
14. Theft from the Person

Theft from the Person Volume



Financial Year	21-22	22-23	23-24	24-25	FYTD	25-26	Quarter	Q2 25-26	Q3 24-25
Volume	166	207	185	172	Volume	118	% Change	-15.0%	-15.0%

Theft from the Person Solved Rate



Financial Year	21-22	22-23	23-24	24-25	FYTD	25-26	Quarter	Q2 25-26	Q3 24-25
Solved Rate	5.4%	0.5%	2.7%	0.6%	Solved Rate	3.4%	PP Change	-7.5	0.0

Operational Overview

During Q3 2025-26, 34 Theft from the Person offences were recorded. This represents a reduction of 15.0% (six fewer offences) when compared to both the quarter prior and the same quarter during the previous financial year.

The solved rate for Q3 2025-26 stands at 0.0%, with no crimes solved. This is a reduction of 7.5 percentage points when compared to the quarter prior, with three fewer crimes solved, and is equal to the same quarter during the previous financial year.

The majority of the outcomes recorded for Theft from the Person offences during Q3 2025-26 were classified as Outcome 18: Investigation complete – no suspect identified. This is likely due in part to the nature of these offences, which include pickpocketing and ‘snatch thefts’, in which the victim typically has very little (if any) direct interaction with the offender.

15. Making our Communities Safer – Emerging Issues

Operational Overview

Dangerous dog activity continues to present a complex and evolving risk within our communities, requiring sustained focus from local policing teams and dog-handlers. A total of 141 dangerous dog crimes were recorded during Q3 2025-26. This represents an increase of 21.6% (25 additional offences) when compared to the quarter prior, and a similar increase of 23.7% (27 additional offences) when compared to the same quarter during the previous financial year. Whilst this remains an area of operational demand, recent performance indicators demonstrate meaningful progress. The number of seized dogs held by the force within kennels has reduced to 24, accompanied by a continued decrease in average holding times. This reflects more efficient case progression and improved decision-making pathways.

Strategic oversight is maintained through fortnightly governance meetings, where every live investigation involving a seized dog is reviewed. These meetings are chaired at Specialist Operations Senior Management Team level, ensuring senior accountability and timely escalation. Joint Legal Services and the Dangerous Dog Administration Team provide integrated support, enabling the consistent application of legislation, risk assessment, and enforcement options.

The LEAD initiative continues to form a key component of our preventative strategy. Through promotion by local policing teams during community engagement activities, LEAD strengthens multi-agency information sharing, encourages early reporting of concerns, and provides a structured mechanism for identifying and intervening with irresponsible dog owners. This approach supports a shift from reactive enforcement to early intervention and long-term risk reduction.

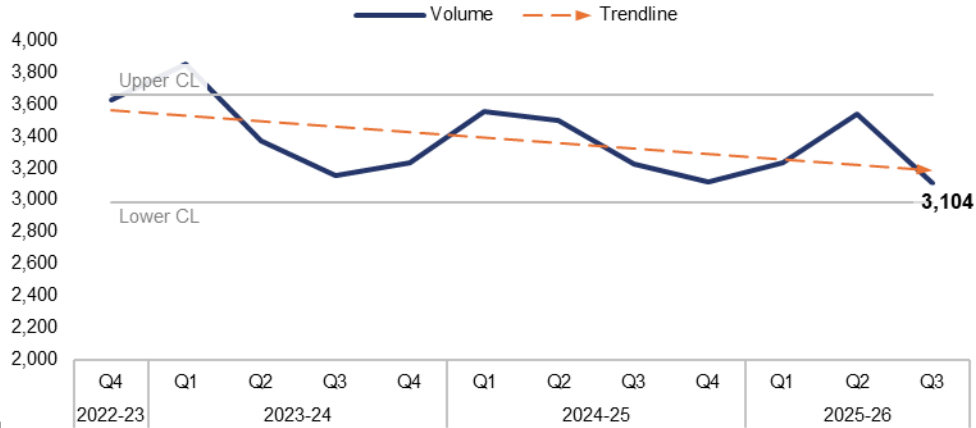
The Virtual Decisions programmes have been refreshed, with meetings convened to discuss an extension of the licence. This innovative practise was highlighted in the recent His Majesty's Inspectorate of Constabulary and Fire & Rescue Services (HMICFRS) SOC inspection debrief. In support of the force's child centred approach to offending, the Reducing Reoffending working group is focusing on knife crime, specifically first-time offending and reoffending by children. This work is anticipated to reduce the number of first-time entrants into the system, complementing Operation Sceptre.

Pillar Three – Protecting the Vulnerable

1. Violence Against Women and Girls
2. Domestic Offences
3. Rape
4. Serious Sexual Offences
5. Stalking
6. Harassment
7. Hate Crime
8. Child Criminal and Sexual Exploitation
9. Missing Children
10. Action Fraud
11. Cybercrime
12. Protecting the Vulnerable – Emerging Issues

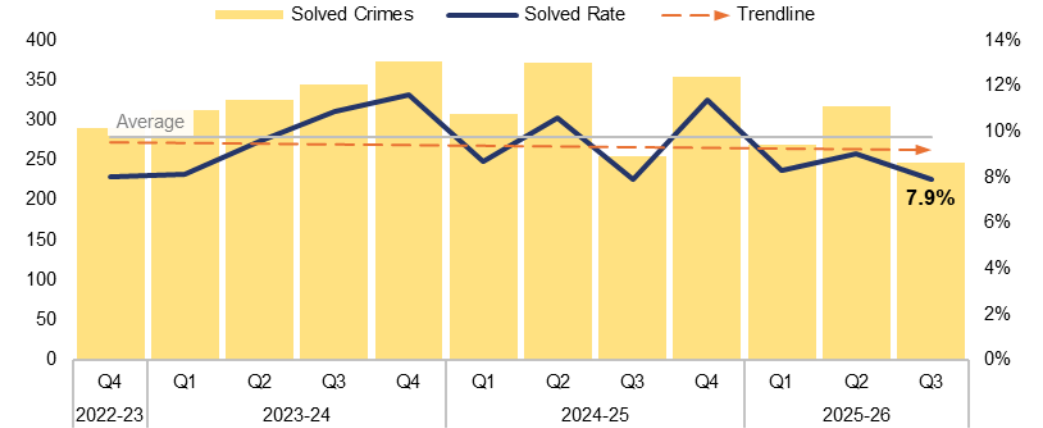
1. Violence Against Women and Girls

Violence Against Women and Girls Volume



Financial Year	21-22	22-23	23-24	24-25	FYTD	25-26	Quarter	Q2 25-26	Q3 24-25
Volume	13,088	14,921	13,609	13,383	Volume	9,874	% Change	-12.2%	-3.8%

Violence Against Women and Girls Solved Rate



Financial Year	21-22	22-23	23-24	24-25	FYTD	25-26	Quarter	Q2 25-26	Q3 24-25
Solved Rate	8.3%	7.0%	10.0%	9.6%	Solved Rate	8.4%	PP Change	-1.1	0.0

Operational Overview

A total of 3,104 crimes classified as Violence Against Women and Girls (VAWG) offences were recorded during Q3 2025-26. This represents a reduction of 12.2% (433 fewer offences) when compared to the quarter prior, and a less prominent reduction of 3.8% (121 fewer offences) when compared to the same quarter during the previous financial year.

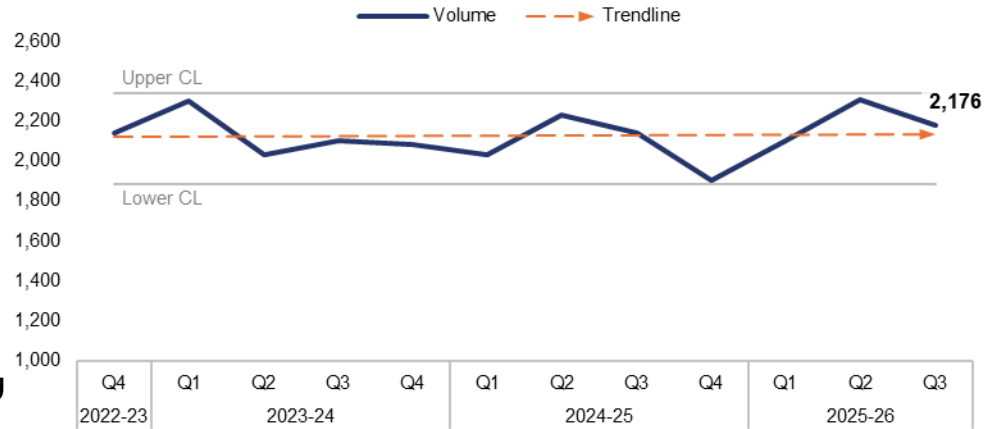
The solved rate for Q3 2025-26 stands at 7.9%, with 246 crimes solved. This is a reduction of 1.1 percentage points when compared to the quarter prior, with 71 fewer crimes solved. No change in solved rate can be observed when comparing Q3 2025-26 against the same quarter during the previous financial year, although eight fewer crimes have been solved.

Gwent Police are key partners in the Welsh Government's Violence Against Women, Domestic Abuse & Sexual Violence (VAWDASV) strategy. As such, the force sits on the Gwent VAWDASV Strategy multi-agency subgroups in areas including protected communities and characteristics, communications, and tackling perpetration. The force also forms part of the VAWDASV Board.

2. Domestic Offences

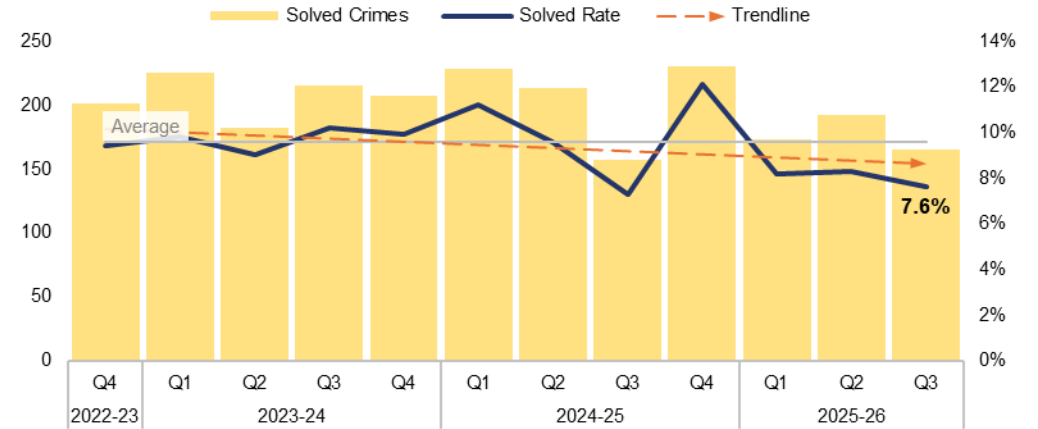
Page 10

Domestic Offences Volume



Financial Year	21-22	22-23	23-24	24-25	FYTD	25-26	Quarter	Q2 25-26	Q3 24-25
Volume	8,948	8,531	8,514	8,299	Volume	6,583	% Change	-5.6%	1.7%

Domestic Offences Solved Rate



Financial Year	21-22	22-23	23-24	24-25	FYTD	25-26	Quarter	Q2 25-26	Q3 24-25
Solved Rate	9.1%	9.3%	9.7%	10.0%	Solved Rate	8.1%	PP Change	-0.7	0.3

Operational Overview

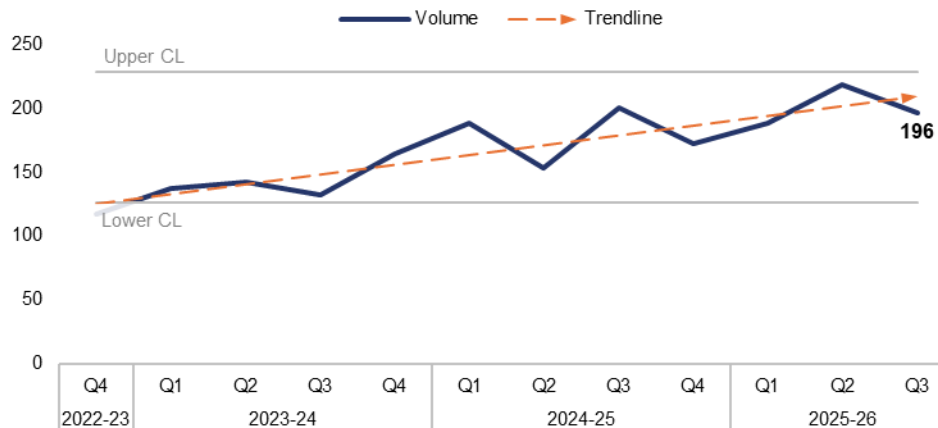
Overall, 2,176 crimes classified as domestic offences were recorded during Q3 2025-26. This represents a reduction of 5.6% (128 fewer offences) when compared to the quarter prior, but an increase of 1.7% (37 additional offences) when compared to the same quarter during the previous financial year.

The solved rate for Q3 2025-26 stands at 7.6%, with 165 crimes solved. This is a reduction of 0.7 percentage points when compared to the quarter prior, with 27 fewer crimes solved. Conversely, a slight increase of 0.3 percentage points can be observed when comparing Q3 2025-26 to the same quarter during the previous financial year, with eight additional crimes solved.

For the purposes of this report, a domestic offence is defined as a crime which has been assigned a domestic abuse local qualifier and in which the victim and offender are both over 16 years of age, in accordance with the Domestic Abuse Act 2021. Offences assigned the qualifier but in which the age of the victim or offender has not been recorded have also been included, in order to prevent under-reporting.

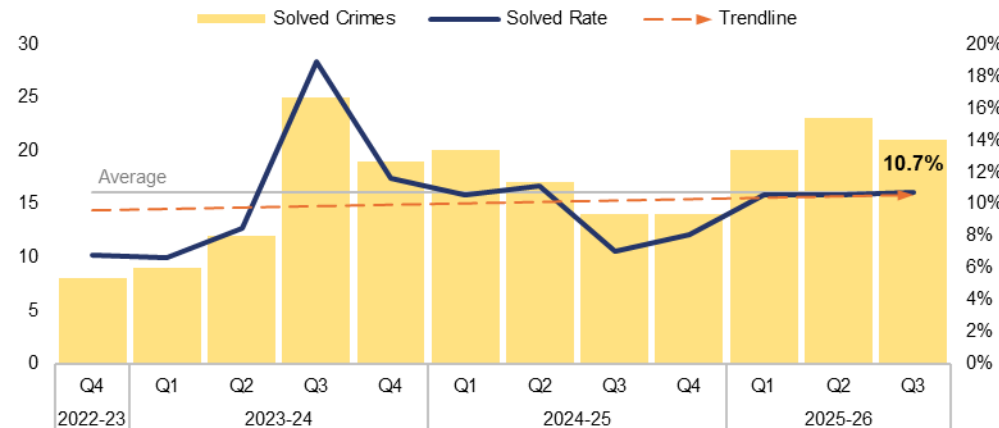
3. Rape

Rape Volume



Financial Year	21-22	22-23	23-24	24-25	FYTD	25-26	Quarter	Q2 25-26	Q3 24-25
Volume	573	580	575	713	Volume	602	% Change	-10.1%	-2.0%

Rape Solved Rate



Financial Year	21-22	22-23	23-24	24-25	FYTD	25-26	Quarter	Q2 25-26	Q3 24-25
Solved Rate	5.4%	6.7%	11.3%	9.1%	Solved Rate	10.6%	PP Change	0.1	3.7

Operational Overview

During Q3 2025-26, 196 Rape offences were recorded. This represents a reduction of 10.1% (22 fewer offences) when compared to the quarter prior, and a less prominent reduction of 2.0% (four fewer offences) when compared to the same quarter during the previous financial year.

The solved rate for Q3 2025-26 stands at 10.7%, with 21 crimes solved. This is a slight increase of 0.1 percentage points when compared to the quarter prior, albeit with two fewer crimes solved. A more prominent increase of 3.7 percentage points can be observed when comparing Q3 2025-26 to the same quarter during the previous financial year, with seven additional crimes solved.

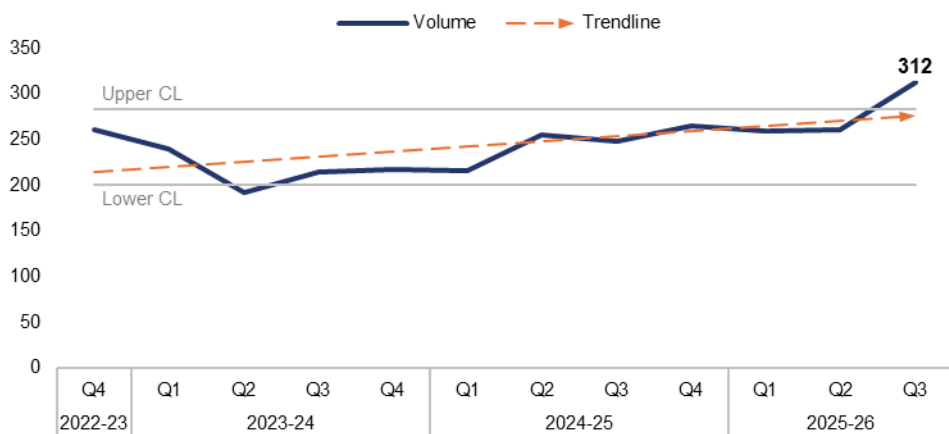
Whilst there is a recent upward trend in the reporting of Rape, analysis and operational oversight indicates that much of this increase is due to the reporting of non-recent crimes. This requires further examination.

There has been a consistent increase in Rape reports and investigative requirements nationally. Despite this, the force continues to improve outcomes. The force has invested in an uplift of staff in this area, and a further review is being undertaken to meet national requirements regarding rape investigation teams. This is in recognition of the increase in demand and need for additional resources, which is particularly important if investigation timeliness and quality are to be maintained or improved.

4. Serious Sexual Offences

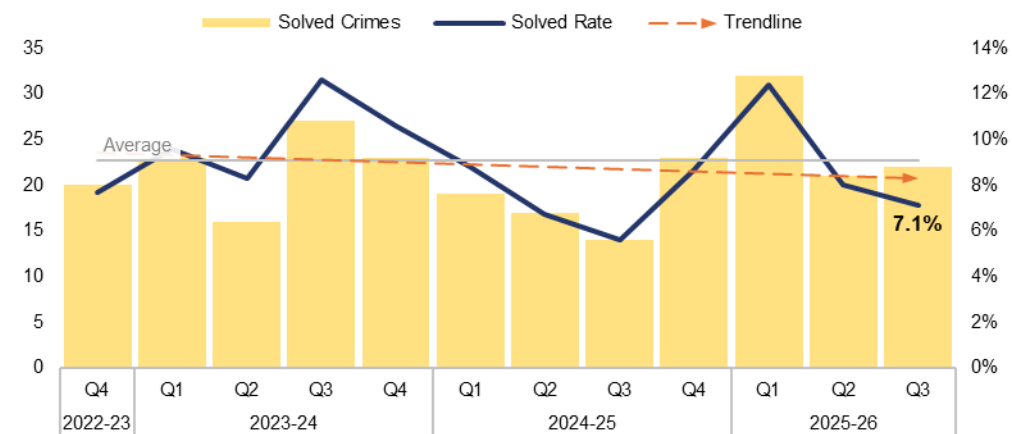
Page 12

Serious Sexual Offences Volume



Financial Year	21-22	22-23	23-24	24-25	FYTD	25-26	Quarter	Q2 25-26	Q3 24-25
Volume	923	999	862	984	Volume	832	% Change	19.5%	25.8%

Serious Sexual Offences Solved Rate



Financial Year	21-22	22-23	23-24	24-25	FYTD	25-26	Quarter	Q2 25-26	Q3 24-25
Solved Rate	6.3%	6.4%	10.3%	7.4%	Solved Rate	9.0%	PP Change	-0.9	1.5

Operational Overview

The volume of crimes classified as serious sexual offences exceeded the upper control limit during Q3 2025-26, with 312 offences recorded. This is the highest quarterly figure with the three-year timeframe, representing an increase of 19.5% (51 additional offences) when compared to the quarter prior, and a further increase of 25.8% (64 additional offences) when compared to the same quarter during the previous financial year.

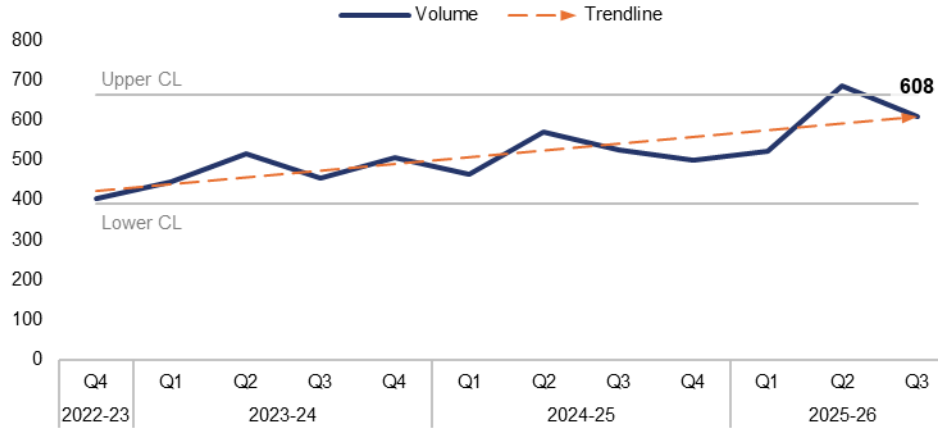
The solved rate for Q3 2025-26 stands at 7.1%, with 22 crimes solved. This is a reduction of 0.9 percentage points when compared to the quarter prior, albeit with one additional crime solved. Conversely, an increase of 1.5 percentage points can be observed when comparing Q3 2025-26 to the same quarter during the previous financial year, with eight additional crimes solved.

The Rape and Serious Sexual Offences Scrutiny Panel reviews serious sexual offence investigations, identifying themes and areas of best practice within the force. In response to the Angiolini enquiry, Gwent Police has adopted a daily measure to identify non-contact sexual offending and ensure appropriate ownership based on risk. This is in recognition that non-contact offending can lead to escalating criminal sexual behaviours. The sustained focus on non-contact offending and increased training relating to stalking offences may have had an impact on the level of offences recorded during Q3 2025-26.

Rape offences have been excluded from this dataset.

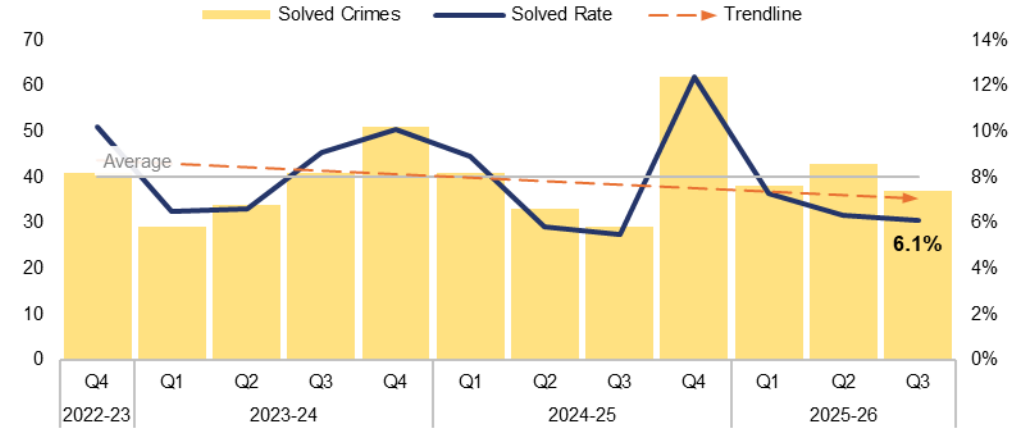
5. Stalking

Stalking Volume



Financial Year	21-22	22-23	23-24	24-25	FYTD	25-26	Quarter	Q2 25-26	Q3 24-25
Volume	1,440	1,551	1,920	2,058	Volume	1,813	% Change	-11.1%	15.6%

Stalking Solved Rate



Financial Year	21-22	22-23	23-24	24-25	FYTD	25-26	Quarter	Q2 25-26	Q3 24-25
Solved Rate	7.6%	8.3%	8.1%	8.0%	Solved Rate	6.5%	PP Change	-0.2	0.6

Operational Overview

Overall, 608 offences classified as stalking were recorded during Q3 2025-26. This represents a reduction of 11.1% (76 fewer offences) when compared to the quarter prior, but an increase of 15.6% (82 additional offences) when compared to the same quarter during the previous financial year.

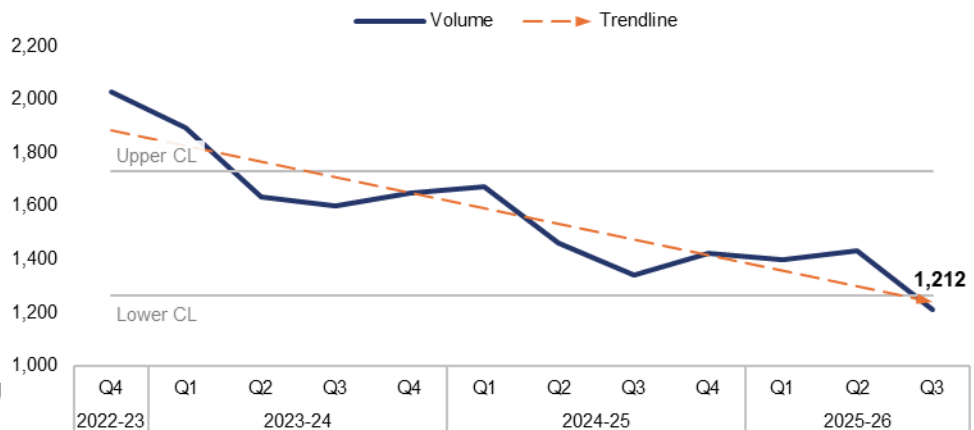
The solved rate for Q3 2025-26 stands at 6.1%, with 37 crimes solved. This is a reduction of 0.2 percentage points when compared to the quarter prior, with six fewer crimes solved. Conversely, an increase of 0.6 percentage points can be observed when comparing Q3 2025-26 to the same quarter during the previous financial year, with eight additional crimes solved.

Further training around stalking offences has been delivered and changes to the review processes for crime recording teams have been implemented. These measures have likely contributed to the increase in offence volume recorded during Q2 2025-26 and Q3 2025-26, as both officers and quality assurance processes are now better able to identify these crimes.

The force now recognises stalking and harassment as separate entities, and they are recorded as such. This recognises the gravity of both offences and the nuances of each with regards to investigation and prevention opportunities.

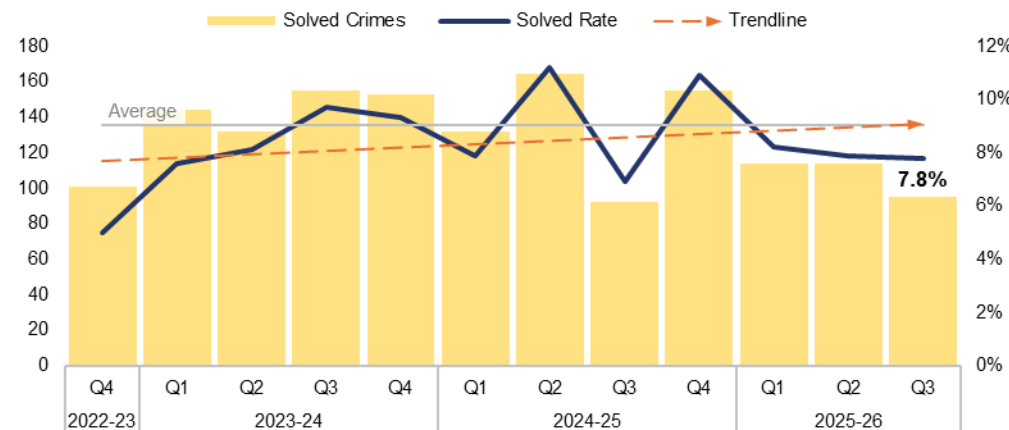
6. Harassment

Harassment Volume



Financial Year	21-22	22-23	23-24	24-25	FYTD	25-26	Quarter	Q2 25-26	Q3 24-25
Volume	6,513	7,500	6,774	5,900	Volume	4,043	% Change	-15.5%	-9.7%

Harassment Solved Rate



Financial Year	21-22	22-23	23-24	24-25	FYTD	25-26	Quarter	Q2 25-26	Q3 24-25
Solved Rate	7.8%	5.5%	8.6%	9.2%	Solved Rate	8.0%	PP Change	-0.1	0.9

Operational Overview

A total of 1,212 offences classified as harassment were recorded during Q3 2025-26. This is below the lower control limit, representing a reduction of 15.5% (222 fewer offences) when compared to the quarter prior, and a less prominent reduction of 9.7% (130 fewer offences) when compared to the same quarter during the previous financial year.

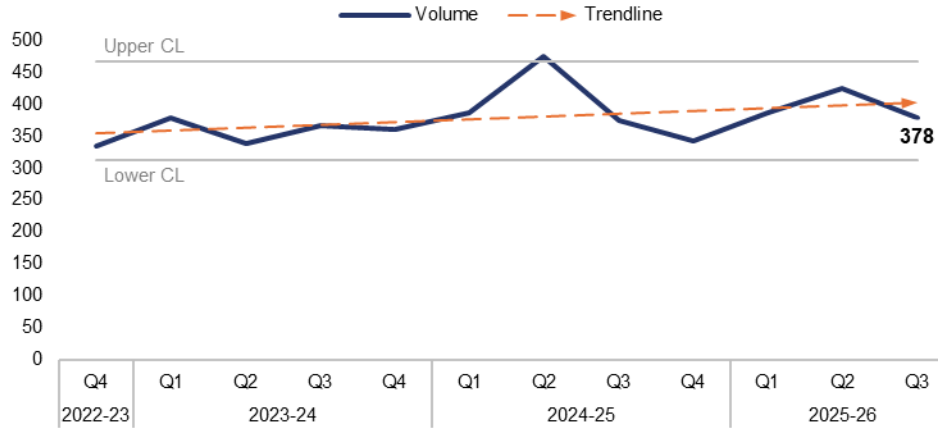
The solved rate for Q3 2025-26 stands at 7.8%, with 95 crimes solved. This is a slight reduction of 0.1 percentage points when compared to the quarter prior, with 19 fewer crimes solved. Conversely, an increase of 0.9 percentage points can be observed when comparing Q3 2025-26 to the same quarter during the previous financial year, with three additional crimes solved.

Work is ongoing to focus on 'golden hour' investigations in all areas, including harassment offences, in order to maximise evidence gathering opportunities.

The likely reason behind the decline observed during Q3 2025-26 is that offences which may have previously been recorded as harassment are now being correctly identified as stalking offences.

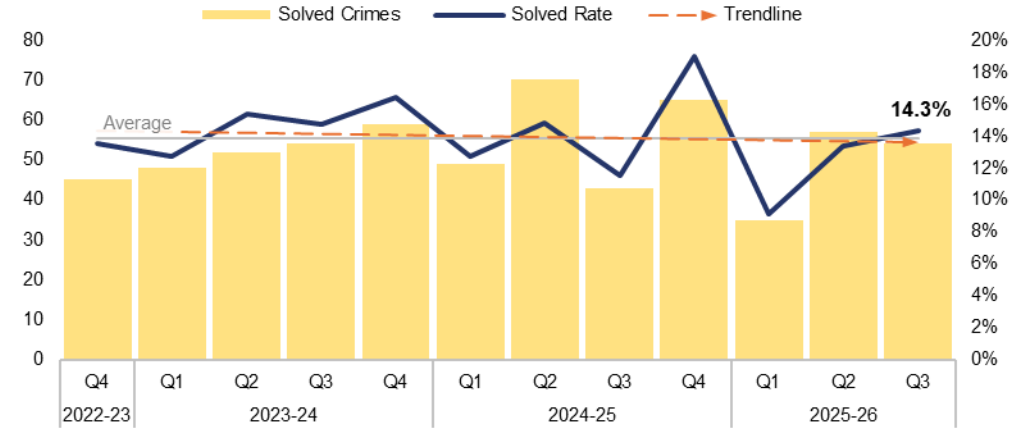
7. Hate Crime

Hate Crime Volume



Financial Year	21-22	22-23	23-24	24-25	FYTD	25-26	Quarter	Q2 25-26	Q3 24-25
Volume	1,418	1,445	1,443	1,577	Volume	1,189	% Change	-11.1%	1.1%

Hate Crime Solved Rate



Financial Year	21-22	22-23	23-24	24-25	FYTD	25-26	Quarter	Q2 25-26	Q3 24-25
Solved Rate	11.6%	9.3%	14.8%	14.4%	Solved Rate	12.3%	PP Change	0.9	2.8

Operational Overview

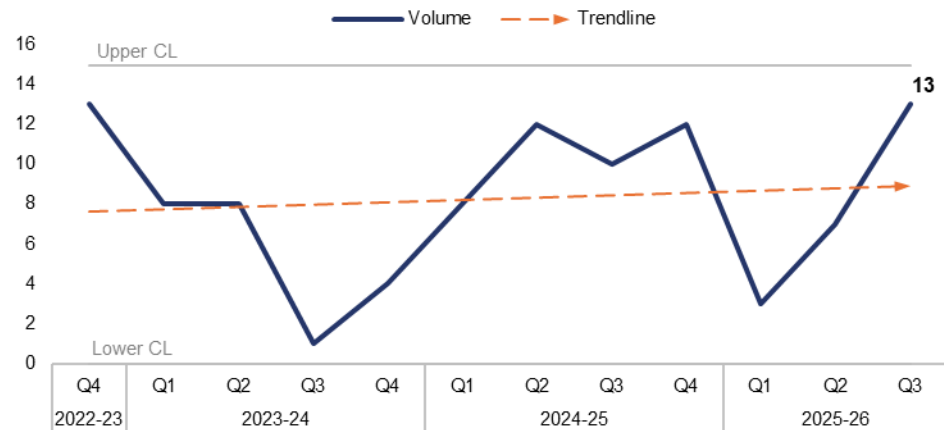
Overall, 378 offences which met the definition of a hate crime were recorded during Q3 2025-26. This represents a reduction of 11.1% (47 fewer offences) when compared to the quarter prior, but a slight increase of 1.1% (four additional offences) when compared to the same quarter during the previous financial year. Crimes assigned the racial hate strand were the most prevalent during Q3 2025-26, with 253 such offences recorded. Conversely, crimes assigned the transphobic hate strand were the least common, with 10 offences recorded.

The solved rate for Q3 2025-26 stands at 14.3%, with 54 crimes solved. This represents a slight increase of 0.9 percentage points when compared to the quarter prior, albeit with three fewer crimes solved. A further increase of 2.8 percentage points can be observed when comparing Q3 2025-26 to the same quarter during the previous financial year, with 11 additional crimes solved.

A single crime can be assigned multiple hate strands. The crime trend is based on recorded crimes, whilst the assessment of hate strands is based on the volume of each individual strand.

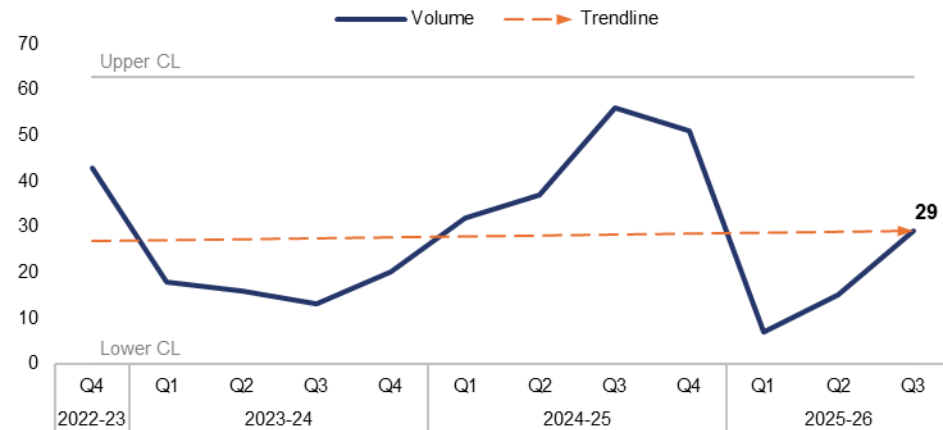
8. Child Criminal and Sexual Exploitation

Child Criminal Exploitation Volume



Financial Year	21-22	22-23	23-24	24-25	FYTD	25-26	Quarter	Q2 25-26	Q3 24-25
Volume	1	20	21	42	Volume	23	% Change	85.7%	30.0%

Child Sexual Exploitation Volume



Financial Year	21-22	22-23	23-24	24-25	FYTD	25-26	Quarter	Q2 25-26	Q3 24-25
Volume	227	173	67	176	Volume	51	% Change	93.3%	-48.2%

Operational Overview

During Q3 2025-26, 13 offences were assigned a child criminal exploitation local qualifier. This represents an increase of 85.7% (six additional offences) when compared to the quarter prior, and a less prominent increase of 30.0% (three additional offences) when compared to the same quarter during the previous financial year.

A total of 29 offences were assigned a child sexual exploitation local qualifier during Q3 2025-26. This is an increase of 93.3% (14 additional offences) compared to the quarter prior, but a reduction of 48.2% (27 fewer offences) compared to the same quarter during the previous financial year. It has been identified that this qualifier may have been incorrectly applied in the past.

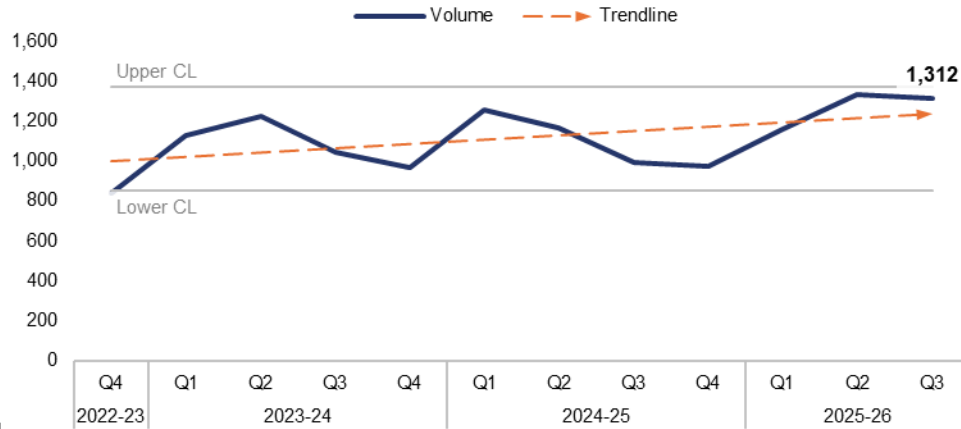
The force is working to review Equality, Diversity, and Inclusion, data recording, and the use of flags and qualifiers, given that these factors have a significant impact on our understanding of this area of risk. The force is engaged with the National Child Sexual Exploitation Taskforce (formerly Operation Hydrant) and the National Crime Agency, following the government response and the Cassey Audit Review, whilst they develop an approach for the review of non-recent child sexual exploitation investigations – notably group-based offending.

The force is also reviewing its own data and risk recognition in this area, with the data quality issue for this crime category forming part of the Chief Superintendent-led force data quality meeting. There is also governance and reporting on child sexual abuse and exploitation through the Regional Threat Group and Strategic Governance Group in order to provide a regional overview and understanding, as these patterns and issues are reflected nationally.

Use of the Child Criminal Exploitation local qualifier commenced during 2022, limiting the scope of the currently available dataset.

9. Missing Children

Number of Missing Person Reports Pertaining to a Child



Financial Year	21-22	22-23	23-24	24-25	FYTD	25-26	Quarter	Q2 25-26	Q3 24-25
Volume	2,780	3,276	4,359	4,387	Volume	3,800	% Change	-1.4%	32.5%

Operational Overview

During Q3 2025-26, 1,312 missing person reports were created which pertained to a child. This represents a slight reduction of 1.4% (18 fewer reports) when compared to the quarter prior. Conversely, a significant increase of 32.5% (322 additional reports) can be observed when comparing Q3 2025-26 to the same quarter during the previous financial year.

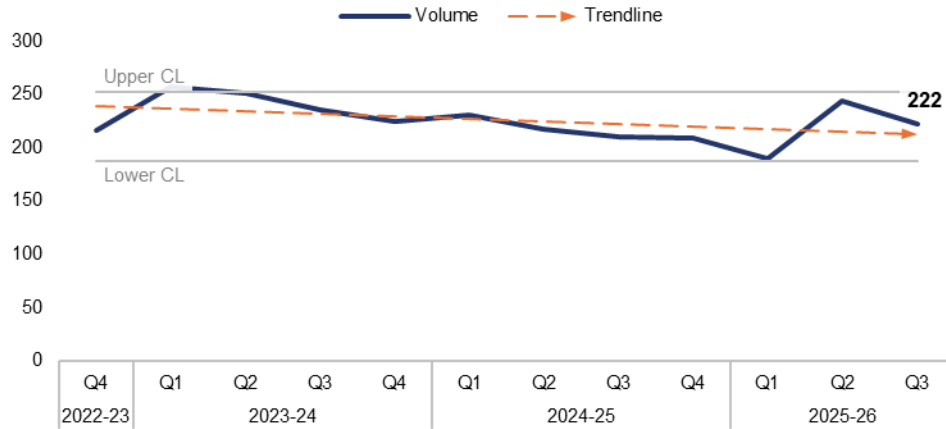
The management of missing children has been greatly improved through a multi-agency response and weekly Missing Meetings. The force has equipped frontline staff with a greater understanding of risk through use of the Philomena Protocol. During 2024-25 there was a marked decline in missing children and missing episodes. However, a subsequent rise in reports pertaining to out-of-county children has resulted in additional instances being recorded, and has therefore increased police demand.

The Missing Children Team manage Missing Meetings to review all missing children and ensure that debriefs are completed. Trends regarding missing children are escalated via the Operational and Strategic Missing Meetings. Links between missing children and exploitation are mitigated through the Multi-Agency Child Exploitation Team. The missing child lead has worked with care homes to increase risk awareness and encourage earlier reporting, in order to mitigate risks.

A missing person report is created each time an individual is reported as missing. Several reports can be created for the same individual if they are reported as missing on multiple occasions.

10. Action Fraud

Action Fraud Occurrence Volume



Page 18

Financial Year	21-22	22-23	23-24	24-25	FYTD	25-26	Quarter	Q2 25-26	Q3 24-25
Volume	788	923	968	867	Volume	656	% Change	-9.0%	5.7%

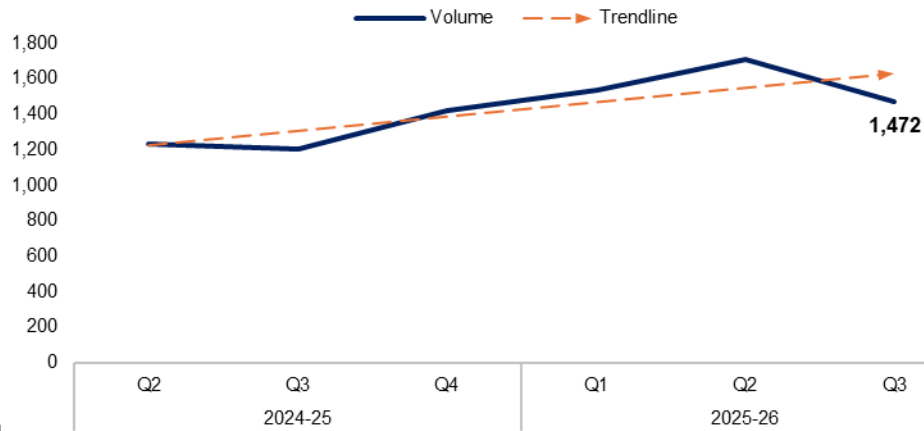
Operational Overview

Overall, 222 action fraud occurrences were reported to Gwent Police via the National Fraud Intelligence Bureau during Q3 2025-26. This represents a reduction of 9.0% (22 fewer occurrences) when compared to the quarter prior, but an increase of 5.7% (12 additional occurrences) when compared to the same quarter during the previous financial year.

During Q3 2025-26, £73,031 of victim's money was safeguarded by fraud investigations in Gwent. The total for the current FYTD stands at £313,871.

11. Cybercrime

Cybercrime Offence Volume



Page 79

Quarter	Q2 24-25	Q3 24-25	Q4 24-25	Q1 25-26	Q2 25-26	Q3 25-26	Quarter	Q2 25-26	Q3 24-25
Volume	1,234	1,201	1,422	1,538	1,711	1,472	% Change	-14.0%	22.6%

Offences Most Commonly Classified as Cybercrime by Volume – Q3 2025-26

Offence Title	Volume	% of Total
Protection from Harassment Act Section 2	260	17.7%
Pursue course of conduct which amounts to stalking	255	17.3%
Take/make indecent photographs/pseudo-photographs of children	120	8.2%
Putting people in fear of violence	118	8.0%
Sending letters etc with intent to cause distress or anxiety	90	6.1%

Operational Overview

A total of 1,472 offences recorded during Q3 2025-26 were classified as cybercrime, as defined by the NDQIS reporting system. This represents a reduction of 14.0% (239 fewer offences) when compared to the quarter prior, but a significant increase of 22.6% (271 additional offences) when compared to the same quarter during the previous financial year.

During Q3 2025-26, three of the five offences which were most commonly classified as cybercrime can be defined as harassment offences, with a fourth defined as a stalking offence. Overall, crimes classified as either a harassment offence or a stalking offence accounted for 58.7% of all cybercrime recorded during the quarter, with a total of 864 offences reported. This is an increase of 0.7 percentage points when compared to the quarter prior (albeit with 129 fewer offences recorded).

12. Protecting the Vulnerable – Emerging Issues

Operational Overview

The force participated in research in conjunction with the University of the West of England regarding the role of the Sex Worker Liaison Officer, and is looking to develop this to improve engagement with this hard-to-reach community. There is an intention to build on this further by developing a risk assessment tool for sex workers, to ensure a bespoke risk recognition approach to this high-harm area of vulnerability and VAWG.

COM and COM networks have been identified nationally and regionally as an emerging risk. In addition to regional meetings, the Regional Organised Crime Unit host the Regional Threat Delivery Group, in which this is discussed. Currently, scoping is taking place both regionally and in-force to understand the scale and nature of this type of offending, and to mitigate the associated risks. This is a collaborative approach between departments, and Safeguarding Board members have also been made aware of these emerging issues. Internal communications and training will be developed and disseminated to improve awareness and operational effectiveness.

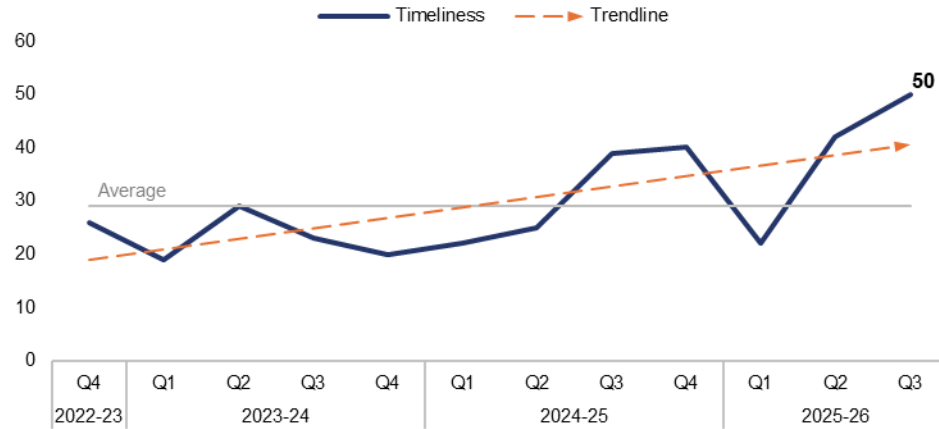
Harmful Sexual Behaviour has been raised as an emerging issue by the Welsh Government and there will be requirements for a standardised multi-agency approach. Local Authorities are leading on this and ensuring that there is correlation between matters reported to social care and those reported to police. Additional training for officers has been identified and will be incorporated into existing structures.

Pillar Four – Putting Victims First

1. Investigation Timeliness
2. Victims and Repeat Victims
3. Victim Satisfaction
4. Putting Victims First – Emerging Issues

1. Investigation Timeliness

Median Investigation Timeliness (Days)



Financial Year	21-22	22-23	23-24	24-25	FYTD	25-26	Quarter	Q2 25-26	Q3 24-25
Median Timeliness	25	41	22	31	Median Timeliness	44	% Change	19.0%	28.2%

Operational Overview

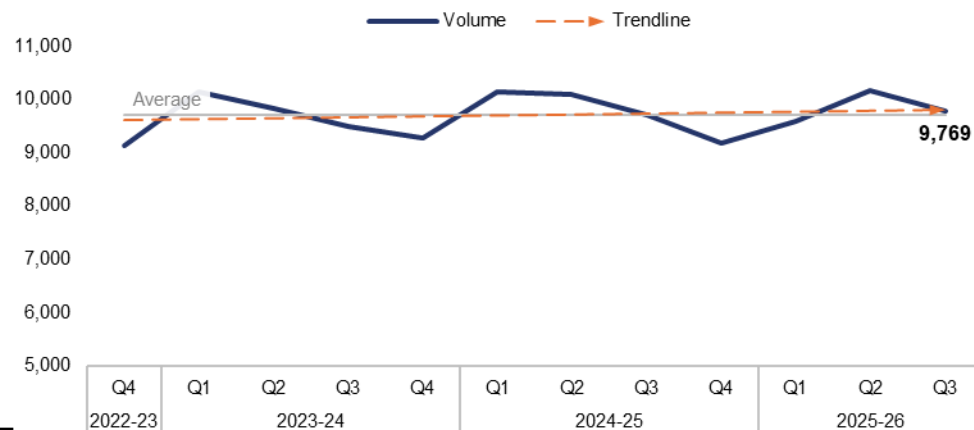
During Q3 2025-26, the median investigation length was 50 days. This is the highest quarterly figure within the three-year timeframe, representing an increase of 19.0% (eight additional days) when compared to the quarter prior, and a further increase of 28.2% (11 additional days) when compared to the same quarter during the previous financial year.

It is recognised that whilst investigation timeliness is key for victims, an investigation also has to be proportionate and effective. A balance must be struck between investigation quality and timeliness. This messaging forms part of the Quality of Investigation and Victim Care framework. To further support this messaging, victim inputs have been delivered at force training days and are provided to all new recruits. These focus on maintaining victim updates, updating victims at key stages, ensuring the victim's right to receive specialist support is met, and providing a Victim Impact Statement.

Gwent Police are participating in the Domestic Abuse Charging Pilot, which is intended to improve investigation timeliness by allowing police to charge non-remand guilty anticipated plea domestic abuse cases. The earlier charging process is designed to enable immediate safeguarding measures, secure quicker access to protective orders, and potentially reduce victim attrition. This will support a more efficient investigative procedure and faster case progression within the justice system. In support of this, a new initiative between the police and Crown Prosecution Service (CPS) has introduced Real Time Case Conversations. This is initially being trialled for domestic abuse investigations and is intended to streamline the process of obtaining a charging decision for these cases.

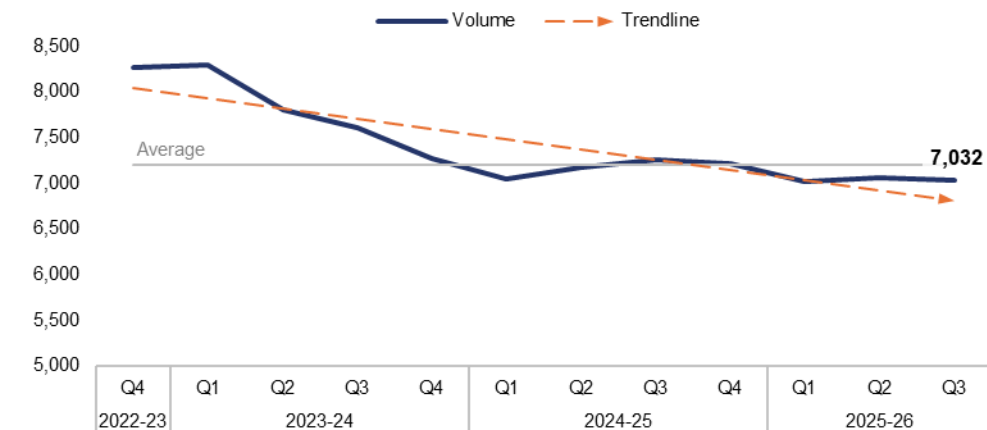
2. Victims & Repeat Victims

Number of Victims



Financial Year	21-22	22-23	23-24	24-25	FYTD	25-26	Quarter	Q2 25-26	Q3 24-25
Volume	30,547	32,037	32,840	33,066	Volume	25,506	% Change	-4.0%	0.6%

Number of Repeat Victims (12 Months to End of Quarter)



Financial Year	21-22	22-23	23-24	24-25	Quarter	Q2 25-26	Q3 24-25
Volume	7,476	8,260	7,267	7,212	% Change	-0.4%	-3.1%

Operational Overview

Overall, 9,769 unique victims were linked to crimes recorded during Q3 2025-26. This represents a reduction of 4.0% (402 fewer victims) when compared to the quarter prior, but a slight increase of 0.6% (54 additional victims) when compared to the same quarter during the previous financial year.

During the 12 months to the end of Q3 2025-26, 7,032 victims were linked in this capacity to two or more separate offences, classifying them as repeat victims. This is a slight reduction of 0.4% (28 fewer repeat victims) when compared to the 12 months to the end of the quarter prior, and a further reduction of 3.1% (224 fewer repeat victims) when compared to the 12 months to the end of the same quarter during the previous financial year.

The 'Victim Care' guiding principle of the Quality of Investigations and Victim Care Change Programme aims to improve understanding and recording principles, in order to ensure that appropriate and tailored services are delivered to victims of crime.

The Gwent Police Victim Care Unit (VCU) continue to work collaboratively alongside Victim Support, a service commissioned by the OPCC to deliver ongoing assistance to victims. The VCU supports Daily Management Meeting processes, ensuring that victims of high threat/harm/risk investigations are identified much sooner and signposted to appropriate support.

For the purposes of this report, a repeat victim is defined as an individual who has been linked in this capacity to two or more separate offences within a 12-month period.

3. Victim Satisfaction

Victim Satisfaction Survey Data: Q3 2024-25 – Q3 2025-26

Survey Question	Percentage of Respondents Satisfied	Quarter-on-Quarter Difference	Number of Respondents Satisfied	Total Responses Received
How satisfied are you with the ease of initial contact with the Police?	76.8%	- →	252	328
How satisfied are you with the response time to your contact? (e.g. how long it took for your call to be answered)	77.7%	+1.5pp ↑	255	328
Overall, how satisfied are you with your experience of the first point of contact with the police?	77.7%	+2.5pp ↑	255	328
If an officer attended, how satisfied are you with the time it took for them to arrive?	83.2%	-2.2pp ↓	144	173
How satisfied are you with the actions taken by the attending officer/s?	73.3%	-1.0pp ↓	132	180
Thinking about your overall experience, how satisfied are you with the treatment you have received from Gwent Police?	65.0%	+0.7pp ↑	212	326

Overview

A total of 332 respondents have engaged with the victim satisfaction survey between Q3 2024-25 and Q3 2025-26 inclusive. Of those who replied to the given question, 83.2% of respondents were satisfied with the time it took for officers to attend, whereas only 65.0% of respondents were satisfied with the overall treatment they received from Gwent Police. When compared to the same period for the quarter prior (Q2 2024-25 – Q2 2025-26), the percentage of satisfied respondents has either increased or remained steady for the majority of the questions above.

Improving the trust and confidence of victims is a core part of how Gwent Police seeks to deliver its services. It is recognised that the initial satisfaction rates regarding contact and attendance are much higher than overall satisfaction rates following interaction with investigators. This will serve as a benchmark of performance for the Quality of Investigations and Victim Care Change Programme, and is an area of business that is likely to see improvements through the delivery of this programme. The victim satisfaction survey is currently under review, with the support of Victim Services and the OPCC. This review has identified a new question set and the opportunity to utilise the Citizens First project to amplify victim's feedback.

All questions within the survey are optional, which may result in a disparity between the number of responses received for each question.

4. Putting Victims First – Emerging Issues

Operational Overview

The change programme seeks to implement improvements in how all investigators care for victims, seeking to embed meaningful and purposeful interactions with victims at every stage of the investigation. Work is progressing to fully understand operational practices and seek feedback from frontline practitioners. This not only puts victim care at the forefront of everything we do, but ensures that those who deliver the service continue to improve the trust and confidence of our communities by delivering a connected service that cares about getting it right and doing the right thing.

Governance arrangements in the force ensure that victim's voices are at the forefront of the priorities of policy makers, investigators, and Victim Services. The Survivor Engagement Coordinator brings together the collective voices of a committed advisory group, acting as a stakeholder group who are willing to advise and challenge Gwent Police on the services it delivers. This group has recently met with the safeguarding minister to identify best practice in Gwent and highlight areas requiring improvement. This feedback has been recognised by the organisation, with a plan put in place to address the concerns from the Survivor Reference Group.

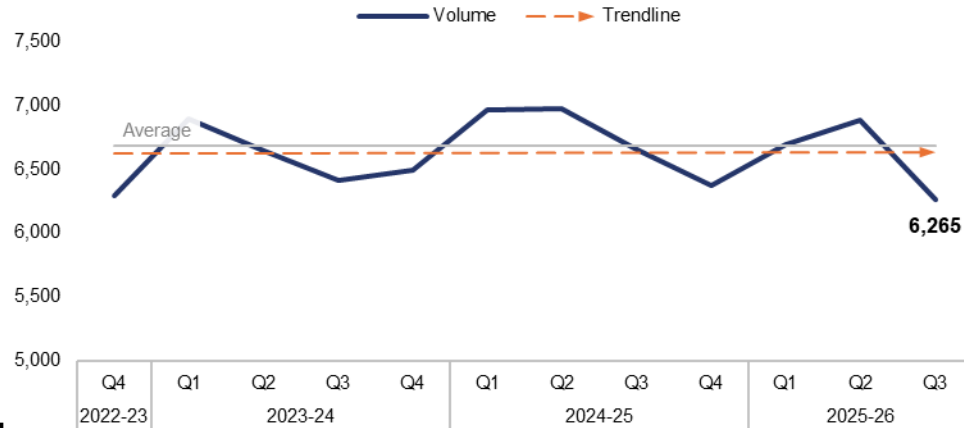
The Head of Victim Services has worked with other Welsh leads to deliver consistent Victims' Code of Practice reporting metrics, in order to create a common language and performance framework for all Welsh forces. The Head of Victim Services and an analyst are also engaged with the Ministry of Justice Analytical Working Group, a forum to provide insights to help develop the national framework for the Victims' Code compliance metrics. Due to challenges at a national level, Gwent Police have been asked to hold off on making any wholesale system changes to collecting and reviewing this data for the time being.

Pillar Five – Reducing Reoffending

1. Offenders and Repeat Offenders
2. Young Offenders and First-Time Entrants
3. Children in Police Custody
4. Reducing Reoffending – Emerging Issues

1. Offenders & Repeat Offenders

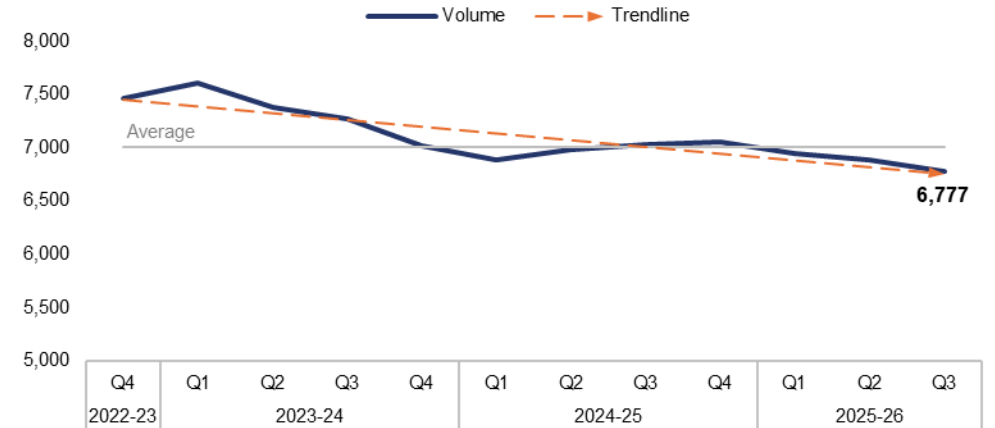
Number of Offenders



Page 87

Financial Year	21-22	22-23	23-24	24-25	FYTD	25-26	Quarter	Q2 25-26	Q3 24-25
Volume	19,424	20,030	20,547	20,828	Volume	15,859	% Change	-8.9%	-5.8%

Number of Repeat Offenders (12 Months to End of Quarter)



Financial Year	21-22	22-23	23-24	24-25	Quarter	Q2 25-26	Q3 24-25
Volume	6,408	6,998	7,463	7,051	% Change	-1.6%	-3.5%

Operational Overview

Overall, 6,265 unique offenders were linked to crimes recorded during Q3 2025-26. This is the lowest quarterly figure within the three-year timeframe, representing a reduction of 8.9% (615 fewer offenders) when compared to the quarter prior, and a reduction of 5.8% (383 fewer offenders) when compared to the same quarter during the previous financial year.

During the 12 months to the end of Q3 2025-26, 6,777 offenders were linked in this capacity to two or more separate offences, classifying them as repeat offenders. This is again the lowest quarterly figure within the timeframe, representing a reduction of 1.6% (107 fewer repeat offenders) when compared to the 12 months to the end of the quarter prior, and a further reduction of 3.5% (248 fewer repeat offenders) when compared to the 12 months to the end of the same quarter during the previous financial year.

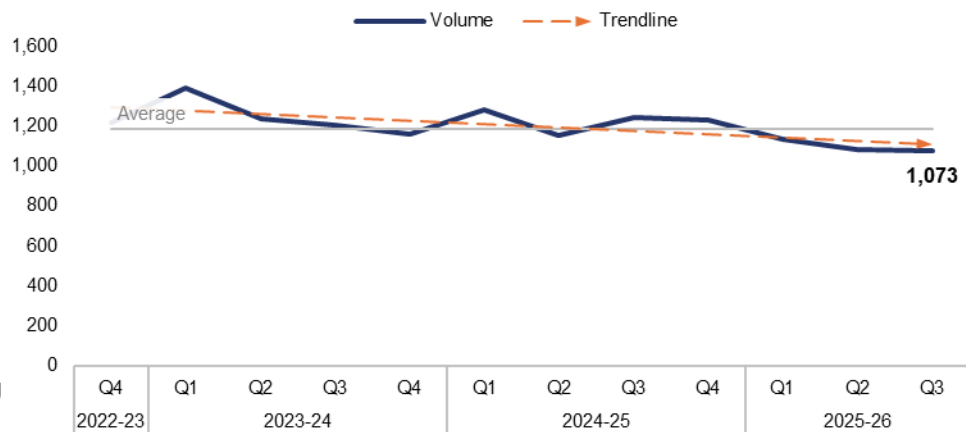
The organisation has recognised a need to standardise its identification of suspects, with a view to enhancing its understanding and drive towards timely intervention from law enforcement. This has been discussed within a gold group and is due to impact operationally during Q4 2025-26.

For the purposes of this report, a repeat offender is defined as an individual who has been linked in this capacity to two or more separate offences within a 12-month period. This does not necessarily mean that they have been charged with or found guilty of the offence in question.

2. Young Offenders and First-Time Entrants

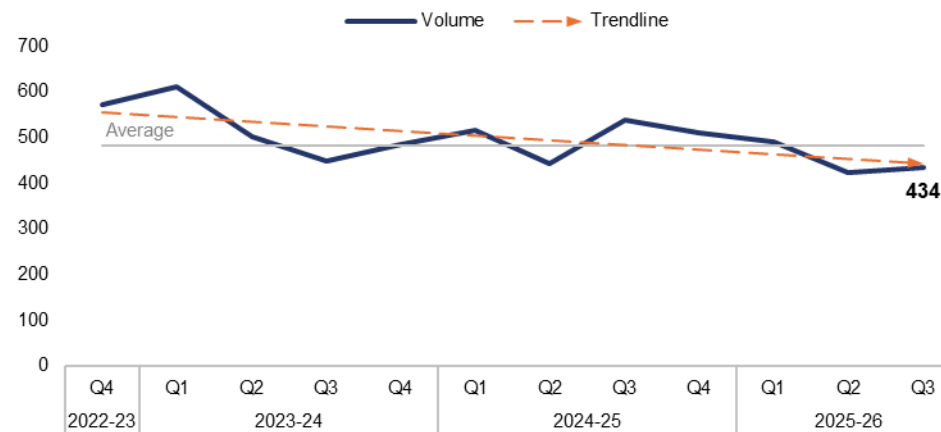
Page 88

Number of Young Offenders



Financial Year	21-22	22-23	23-24	24-25	FYTD	25-26	Quarter	Q2 25-26	Q3 24-25
Volume	3,232	3,548	3,697	3,625	Volume	2,578	% Change	-0.7%	-13.5%

Number of Young Offender First-Time Entrants



Financial Year	21-22	22-23	23-24	24-25	FYTD	25-26	Quarter	Q2 25-26	Q3 24-25
Volume	2,092	2,111	2,048	2,008	Volume	1,347	% Change	2.4%	-19.3%

Operational Overview

A total of 1,073 unique offenders under the age of 18 were linked to crimes recorded during Q3 2025-26. This is the lowest quarterly figure within the three-year timeframe, representing slight reduction of 0.7% (eight fewer young offenders) when compared to the quarter prior, and a further reduction of 13.5% (168 fewer young offenders) when compared to the same quarter during the previous financial year.

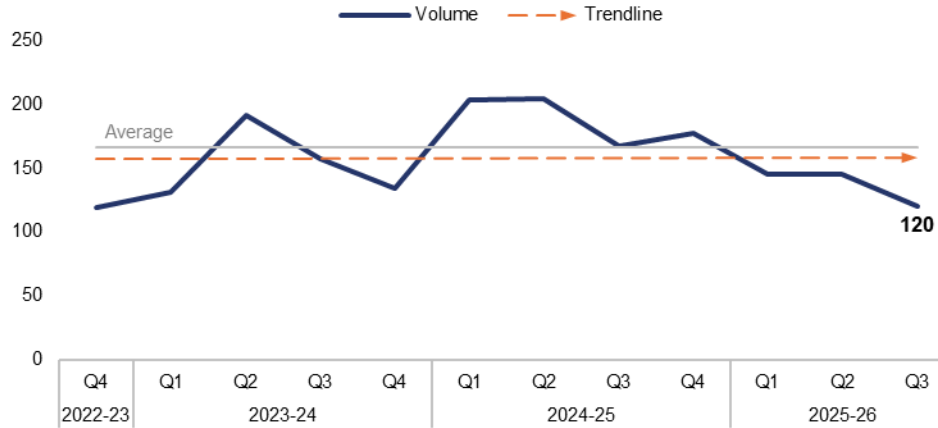
Of these young offenders, 434 (40.4% of the quarterly total) have been identified as first-time entrants into the criminal justice system within Gwent. This represents an increase of 2.4% (10 additional entrants) when compared to the quarter prior, but a significant reduction of 19.3% (104 fewer entrants) when compared to the same quarter during the previous financial year.

The force is striving to ensure that young offenders are seen as children and dealt with appropriately, with a focus on restorative processes to divert them from future offending and the criminal justice process. The force is leading an approach to standardising processes between the four Welsh forces and their Youth Justice Services, focusing on child-centric procedures and out of court disposals. Governance arrangements into the Wales Youth Justice Advisory Panel and the Criminal Justice Board provide accountability, supported by the Youth Justice Board. Force metrics regarding children, such as levels of offending and re-offending, are tracked by Superintendent-led performance meetings. These then report into the Operational Effectiveness Board.

The age of the offenders included in this dataset has been calculated based on the committed date of the offence they were linked to. This does not necessarily mean that they have been charged with or found guilty of the offence in question. The dataset used to identify first-time entrants is limited to offences committed within Gwent from 2018 onwards. Offences committed outside of Gwent or prior to 2018 are not included in this calculation.

3. Children in Police Custody

Custody Footfall - Juvenile Suspects



Financial Year	21-22	22-23	23-24	24-25	FYTD	25-26	Quarter	Q2 25-26	Q3 24-25
Volume	520	541	613	751	Volume	410	% Change	-17.2%	-28.1%

Operational Overview

During Q3 2025-26, 120 custody records were created which had a juvenile subject. This represents a reduction of 17.2% (25 fewer custody records) when compared to the quarter prior, and a further reduction of 28.1% (47 fewer custody records) when compared to the same quarter during the previous financial year.

Where juvenile suspects are involved, greater focus has been placed on avoiding contact with custody processes and units in which the adverse experience is heightened. Voluntary attendance and available diversion outside of the criminal justice system ensures positive outcomes for both victims and the children who have offended.

Significant daily scrutiny is in place around children in custody, to ensure that any time spent in custody is necessary and proportionate to the offences being investigated. There is also now governance in place regarding the Children and Young Persons Strategy published by the National Police Chiefs Council. 'Children as Offenders' and 'Children and Coercive Police Powers' comprise two of the four strands of this strategy, ensuring that any issues in relation to diversion and reducing offending are properly managed. Children in police custody also features as a theme in the Local Criminal Justice Board, chaired by the OPCC.

The above figures are based on custody footfall, which is the number of custody records with an arrival time within the specified timeframe. As such, if a subject came into custody on multiple occasions, they will be counted upon each arrival.

4. Reducing Reoffending – Emerging Issues

Operational Overview

Legislative changes allowing for eligible offenders to be released after serving one third of their sentence represent an emerging issue for policing, specifically the Integrated Offender Management (IOM) team and probation services. This is currently being reviewed by statutory agencies in order to understand the impact and scale of the additional demand that could be placed on services. The independent sentencing review is likely to gain royal assent in February 2026. The IOM team are working towards a multi-agency plan to manage the incoming demand and are seeking to improve processes for identifying individuals who are suitable for removal from the cohort due to consistent positive qualifiers, as per the IOM doctrine.

The Reducing Reoffending Subgroup continues to meet and work towards a multi-agency plan for reducing reoffending. The group is focusing their efforts on three main crime categories: drugs importation and supply, violence, and theft. The group have met to agree a consistent definition of 'reoffending' and further break down the crime categories into specific crime types which are most prevalent within the cohort of individuals who reoffend. Their progress is being reported to the Local Criminal Justice Board.