Public Document Pack

Penallta House
Tredomen Park
Ystrad Mynach
Hengoed
CF82 7PG

Tŷ Penallta
Parc Tredomen
Ystrad Mynach
Hengoed
CF82 7PG

Gwent Police and Crime Panel
Panel Heddlu a Throseddu Gwent

For all enquiries relating to this agenda please contact Mark Jacques
(Tel: 07713 397889 Email: jacqum@caerphilly.gov.uk)

Date: 17th September 2026

Dear Sir/Madam,

A meeting of the **Gwent Police and Crime Panel** will be held at the **Sirhowy Room, Penallta House, Tredomen, Ystrad Mynach** on **Friday, 25th September, 2026** at **10.00 am** to consider the matters contained in the following agenda.

A G E N D A

		Pages
1	Declarations of Interest.	
2	Apologies for Absence.	
To approve and sign the following minutes: -		
3	Gwent Police and Crime Panel held on 10th July 2026	1 - 6
4	Update by the Police and Crime Commissioner for Gwent.	7 - 12
5	PCC Budget Setting Timetable 27-28	13 - 16
6	Police, Crime and Justice Plan Priorities Update: Making Our Communities Safer	
7	OPCC Welsh Language Annual Report 2025-26	17 - 28
8	OPCC Performance Monitoring - Quarter 1 2026-27	29 - 46
9	Forward Work Programme.	47 - 48
10	Information Item - Performance Monitoring Report to AAB - Quarter 1 26-27	49 - 100

MEMBERSHIP:

Councillor Malcolm Day, Blaenau Gwent County Borough Council
Councillor Diane Rowberry, Blaenau Gwent County Borough Council
Councillor Marina Chacon-Dawson, Caerphilly County Borough Council
Councillor Colin Peter Mann, Caerphilly County Borough Council
Councillor Lisa Phipps, Caerphilly County Borough Council
Councillor Tony Easson, Monmouthshire County Council
Councillor Tony Kear, Monmouthshire County Council
Councillor Farzina Hussain, Newport City Council
Councillor Debbie Jenkins, Newport City Council
Councillor James Peterson, Newport City Council
Councillor Lynda Clarkson, Torfaen County Borough Council
Councillor Nick Byrne, Torfaen County Borough Council

Co-opted Members- Mrs. G Howells and Ms. K Stevenson

By Invitation

Ms J. Mudd, Office of the Gwent Police and Crime Commissioner
Ms E. Thomas, Office of the Gwent Police and Crime Commissioner
Mrs S. Curley, Office of the Gwent Police and Crime Commissioner
Mr D. Garwood-Pask, Office of the Gwent Police and Crime Commissioner
Mr S. Slater, Office of the Gwent Police and Crime Commissioner

And Appropriate Officers.

Gwent Police and Crime Panel
Panel Heddlu Gwent a Throseddu

GWENT POLICE AND CRIME PANEL

MINUTES OF THE MEETING HELD AT PENALLTA HOUSE ON FRIDAY 10TH JULY 2026 AT 10.00AM

Present:

Mrs G. Howells – Chair

Councillors M. Chacon-Dawson and L. Phipps – Caerphilly County Borough Council
Councillors F. Hussain, D. Jenkins, and J. Peterson - Newport City Council
Councillor N. Byrne – Torfaen County Borough Council

By invitation:
Ms J. Mudd - Police and Crime Commissioner for Gwent
Ms E. Thomas - Deputy Police and Crime Commissioner for Gwent
Mrs S. Curley - Chief Executive, Office of the Police and Crime Commissioner for Gwent
Mr D. Garwood-Pask – Chief Finance Officer, Office of the Police and Crime Commissioner for Gwent
Mr S. Slater – Head of Strategy, Office of the Police and Crime Commissioner for Gwent
Mr R. Guest – Head of Communications and Engagement, Office of the Police and Crime Commissioner for Gwent

Together with:
Mr M. Jacques (Scrutiny Officer - CCBC), Mrs L. Lane (Head of Democratic Services – CCBC) and Mrs E. Sullivan (Democratic Services Manager - CCBC).

1. TO APPOINT THE CHAIR AND VICE CHAIR FOR THE ENSUING YEAR

The Scrutiny Officer (Mr. M Jacques) welcomed Members to the meeting and advised that the first item of business was to appoint a Chair and Vice Chair for the ensuing year. The Officer advised that although absent from the meeting Councillor Colin Mann had indicated that if nominated, he would re-stand as Vice Chair for the ensuing year. The Officer advised Members that voting for Cllr Mann in his absence if nominated was permitted. It was then moved and seconded that Mrs. G. Howells be appointed as Chair and Cllr. C. Mann be appointed as Vice Chair for the Gwent Police and Crime Panel and by a show of hands unanimously endorsed.

RESOLVED that Mrs G. Howells and Cllr. C. Mann be reappointed as Chair and Vice Chair respectively for the ensuing twelve months.

2. DECLARATIONS OF INTEREST

Councillor N. Bryne declared a personal interest regarding the Ask Angela Initiative as he was a public house licensee.

There were no further declarations of interest made by Members.

3. APOLOGIES FOR ABSENCE

Apologies were received from Councillors L. Clarkson (Torfaen County Borough Council), M. Day (Blaenau Gwent County Borough Council), A. Easson (Monmouthshire County Council), T. Kear (Monmouthshire County Council), C. Mann (Caerphilly County Borough Council), D. Rowberry (Blaenau Gwent County Borough Council) and Ms. K. Stevenson (Co-opted Member).

4. TO APPROVE AND SIGN THE FOLLOWING MINUTES: GWENT POLICE AND CRIME PANEL HELD ON 27TH MARCH 2026

RESOLVED that the minutes of the Gwent Police and Crime Panel meeting held on 27th March 2026 (minute no. 1 – 6) be approved as a correct record. The accuracy of the previous meeting's minutes was unanimously approved by those Members present.

5. UPDATE BY THE POLICE AND CRIME COMMISSIONER FOR GWENT

The PCC began by updating Members on changes to the Senior Management Team at Gwent Police with the appointment of Nick McLain as Deputy Chief Constable. Other highlights included hosting a familiarisation session for new Members of the Senedd, the limited progression on Police Reform since the last meeting, the adverse financial implications of potentially moving towards a one-force model of Policing in Wales in the future and the progress made on work for the safety of women and girls such as the "Ask for Angela" campaign.

The Chair sought and received clarity on the predicted costs for any potential unification of forces across Wales. Officers advised that the figures were calculated by the CFOs of the four OPCCs in Wales and their equivalents within the four Police Forces.

One Member wished to know how the "Ask for Angela" campaign worked in practice. The PCC provided detail on how the initiative safeguarded woman and how staff at licensed premises were trained. The Member also wished to know how the data gathered for the Children and Young People's Charter was used. The PCC advised that the data was used to create the pledges within the Charter.

A Member asked about the monitoring of the "Ask for Angela" campaign. Members heard that Policing teams engaged with the owners of licensed premises to gather feedback. One Member who declared a personal interest as he was a pub licensee suggested that participating venues should be encouraged to keep a log to provide effective feedback. Another Member suggested that participating in the campaign should be a requirement for obtaining a licence. The PCC agreed in principle but highlighted the limitations of her office in terms of influence on the existing licensing legislation. A Member observed that in Newport Licensees did keep a log of "Ask for Angela" interaction.

6. TO RECEIVE AND ANSWER ANY QUESTIONS TO THE POLICE AND CRIME COMMISSIONER FOR GWENT

A question had been submitted by a Member prior to the meeting asking how the policing areas requiring improvement that had been identified in the PEEL inspection report were being monitored, and if additional funding in these areas had been allocated for 2026/27 to ensure future improvements. The three areas requiring improvement were responding to the public, protecting vulnerable people, and leadership and force management.

The PCC advised that overall, the PEEL inspection was positive and an improvement on the

previous assessment. The PCC also outlined the OPCC scrutiny of areas for improvement through the Accountability and Assurance Board and that quarterly updates were provided by Gwent Police. There had also been a Public Accountability Forum specifically on the PEEL inspection report. Members heard how the PCC had received good assurances that areas requiring improvement were being addressed by the Chief Constable and that appropriate plans were in place. The PCC highlighted good 999 and 101 response times as an indication of how the score for responding to the public was being improved upon. On the leadership and force management area the PCC advised that at the time of the inspection Gwent Police's new operating model was just being implemented and that she was assured that improvements had been made now that the model was fully embedded. The PCC also advised that OPCC investment had been adapted and changed to support these priorities.

One Member enquired about self-assessment within the force and the PCC advised that there was a whole team focussed on making improvements within Policing. The team reviewed all areas of service delivery on a regular basis. The Chief Executive also advised that every force had a Force Liaison Lead from HMICFRS.

7. PCC ANNUAL REPORT

The PCC introduced the report and advised that it was structured thematically in an equivalent way to the Police, Crime and Justice Plan. Some of the highlights included the continued investment for schemes such as "Fearless," the work of new Gwent Strategic Safer Communities Board, investment in the Safer Streets Summer Initiative and the Winter of Action town centre campaigns, and the launch of a new Children and Young People's Charter. Members heard how each priority in the report contained a heading entitled "What Did You Get From My Funding?" which detailed how funds were being used to achieve key objectives. The PCC also stressed her commitment to improving transparency and accountability. The PCC thanked her OPCC colleagues for their continued hard work in uncertain times following the Ministerial announcement on the future of PCCs in England and Wales.

One Member suggested the future inclusion of qualitative as well as quantitative data. The PCC recognised the importance of this type of information, agreed that future reports could contain such data, and stressed the challenges of producing a manageable report in terms of a succinct document that conveyed all the key messages.

The Chair praised the clarity of the report and suggested that performance sections should be moved to the start of the document rather than the back, so that issues could be better understood before analysis of the key priorities. The Chair also outlined how it was unclear what the future focus was under each priority and expressed her disappointment that there was no mention of the role and support provided by the Gwent Police and Crime Panel under the improving transparency and accountability heading. The PCC thanked Members for their comments and suggested future improvements such as the inclusion of links to Gwent Police information under the improving transparency and accountability heading.

8. MEDIUM TERM FINANCIAL PLAN 2026/27 – 2030/31

The Chief Finance Officer introduced the annual report and advised that it showed the movement between budget setting at the end of January and the start of the financial year on 1st April. Members heard how the MTFP update showed a net increase of £1.9M in the projected budgetary requirement to £204.7M, and a revised deficit after known savings and funding changes of £5.9M. The updated net projected position at 2030/31 is now a deficit of £0.5M. The report highlighted that the main additional funding reductions and cost pressures total £5.7M.

A Member highlighted an error within the spreadsheet at Annex 1, and the CFO thanked the Member and advised that the information would be reviewed. The Member then enquired about shared procurement savings and the CFO provided details to Members.

9. POLICE, CRIME AND JUSTICE PLAN PRIORITIES UPDATE: REDUCING REOFFENDING

UPDATE

The PCC thanked the Panel for the opportunity to focus on specific priorities during the meeting. The Head of Strategy then delivered a presentation on reducing reoffending and highlighted to Members that all Plan priorities were interconnected. The presentation focussed on collaborating with criminal justice partners, the reason people offend and reoffend, key monitoring areas, operational challenges, programmes such as the Gwent Police Quality Investigations and Victim Care change programme, funding and commissioned services, and next steps.

The Chair thanked the officer for his presentation and commented on some of the key challenges highlighted.

One Member highlighted the challenge of monitoring reoffending if electronic tagging was not being applied correctly. The officer recognised the challenge and the issue of resources.

A Member observed that increased offending/reoffending might be a potential unintended consequence of the Sentencing Review. The Head of Strategy highlighted the importance of robust community sentencing in terms of rehabilitation.

One Member commented that prisons were not necessarily the best option for rehabilitating offenders. The PCC highlighted the key role of mentoring young offenders and mentioned the work of the Youth Offending Service in Caerphilly and Blaenau Gwent.

10. PERFORMANCE MONITORING – QUARTER 4 2025-26

In introduction the Head of Strategy highlighted a new Home Office national performance programme and how an area of focus had been ensuring alignment with local monitoring. It was highlighted to Members that there were similarities with the HMICFRS PEEL inspection and that this would aid the transition. Members heard about a new tiered performance system, ranging from Level 1 to Level 4, to identify and support improvement within underperforming police forces. The Head of Strategy highlighted to Members that overall crime had reduced, but the volume of incidents being attended continued to rise. There were sharp increases in burglary, robbery; and violent and sexual offences would continue to be closely monitored. The Panel were advised that there was continued and sustained good performance in relation to initial response (999/101 and prompt scene attendance), despite continuing increases in volumes.

One Member queried the need for a common definition of reoffending as outlined on page 71. The Head of Strategy advised that this was needed for multiagency analysis as different organisations had differing definitions of reoffending relating to suspects or those who had already passed through the judicial process for example. The Member then sought assurance in relation to rape and sexual offences and challenges around evidence gathering. The DPCC responded on the key issues around evidence gathering in such cases and how this was especially challenging with historical allegations of sexual assault.

The Chair enquired about the analysis of ASB incidents and the role of the Community Action Team. The Head of Strategy provided assurance to the Panel that this work which produced significant solved rates was considered. The Chair highlighted the tackling burglary, robbery and theft priority and asked about police attendance rates at these crimes. The PCC advised that this had improved as a result of the functional operating model developed by the Chief Constable and had helped address the trust and confidence issue. When asked about investigation timeliness and the 44 days average in the report and whether this was adequate the Head of Strategy believed that it was appropriate.

One Member asked about measures to improve the gender balance and ethnic minority presence within Gwent Police. The Head of Strategy advised that there had been positive movement in this area due to a focussed recruitment strategy.

11. REPLACING POLICE AND CRIME PANEL SUBGROUPS WITH ALL-MEMBER SEMINARS

The Scrutiny Officer (Mr M Jacques) introduced the report which he advised Members set out the offer from the OPCC regarding informal consultation and seminars prior to Panel meetings. A role currently undertaken through Panel Subgroups. The officer advised Members that informal consultation would still take place but that it was proposed that the method of delivery be changed from Subgroups to All-Member Seminars instead.

The PCC advised that workload pressures due to the PCC reform announcement and transition had necessitated a fresh look at the support the OPCC provided to Panel. It was believed that the provision of All-Member Seminars instead of Subgroups would create a better balance in terms of this workload.

As there were no questions it was moved and seconded that recommendations 7.1 to 7.3 be approved. By a show of hands, the recommendations were endorsed by the majority present.

RESOLVED that Police and Crime Panel Subgroups be replaced with All-Member Seminars.

12. FORWARD WORK PROGRAMME

The Scrutiny Officer (Mr M Jacques) highlighted that themes had to be determined for the Police, Crime and Justice Plan Priorities Update items for 25th September 2026 and 19th March 2027. Members heard that this agenda item was not listed for the December and January meetings due to the Chief Constable's Bid and the Council Tax Precept Proposal, respectively.

Following discussion between Panel Members and OPCC Officers it was determined that Making Our Communities Safer should be the priority for the September meeting, and that Protecting the Vulnerable would be the priority for March 2027.

It was agreed that the Budget Setting Timetable item for 25th September would be accompanied by a short presentation on the variables and context for budget setting and the Council Tax Precept.

Meeting Closed at 12:45 pm.

This page is intentionally left blank

Police and Crime Commissioner Update September 2026

This is a selection of activities undertaken, scrutinised or supported by the Office of the Police and Crime Commissioner (OPCC) in July – September.

Policing Reform Bill

Although the Police Reform Bill was originally due to be introduced to Parliament this month, we understand that has now been delayed. Options are being explored in relation to how policing governance will look in Wales and my team is fully engaged with this work. We continue to monitor any developments in relation to policing and policing governance reform. However, there is still uncertainty in relation to the outcome of the Lord Hogan-Howe review into police structures, future governance arrangements, financial implications and the planned legislative timetable. An update to the panel will be provided once we know more.

Children and Young People's Charter

As part of our ongoing commitment to engaging with children and young people, my team delivered a series of 'safe spaces' workshops for pupils at Beaufort Hill and Ebbw Fawr schools, as well as Trevethin Brownies. They also ran a question-and-answer session for young people at the RCCG Vineyard Chapel in Newport and supported a Pride event at Lewis School in Pengam. In addition, we visited Trinity Fields School in Caerphilly and the TOGs Centre in Torfaen, which support children and young people with additional learning needs. I was also delighted to attend a passing out parade for children from Trinity Fields School's police cadet unit. The pupils had been working with Gwent Police's NxtGen team to find out more about the police and complete activities to help them become more confident and build their skills.

In September, my team supported Coleg Gwent's Freshers' Week, engaging with hundreds of students at campuses in Blaenau Gwent, Caerphilly, Monmouthshire, Newport and Torfaen on the issues that matter to them. We also supported University of South Wales' freshers event in Newport.

During this period, we worked with the charity Missing People to deliver sessions for children and young people in Gwent who have been identified as being at heightened risk of exploitation. Funded through my Community Fund, the workshops aimed to equip children aged 13-16 with the knowledge and skills to recognise different forms of exploitation, including grooming, and understand how to access help and support.

I also provided funding to a pilot project that aims to improve trust in public services among vulnerable young people. The Baxter Project delivers animal-assisted, trauma-informed early intervention to young people struggling with issues including anxiety, school avoidance, emotional regulation, behaviour and trust. The project is exploring the difficulties some young people have

with trusting public services, such as education and the police. The information gathered will be used to help services improve the way they engage with young people in the future.

Grant funding

Eleven organisations submitted successful bids to my Partnership Fund. A number of these are projects that provide activities for children and young people, some specifically during the summer holidays when there is greater risk of being caught up in anti-social behaviour. Funding these various projects helps provide fun and creative activities to help keep young people active and engaged. Since June a combined total of £9,129 has been awarded to these 11 organisations. Overall 13 applications have been funded so far this financial year totaling £11,129. I have also awarded a further 14 grants for local engagement activities connected to the delivery of our Strategic Equality Plan totalling £53,931.

Community engagement

My team and I supported 24 community events across Gwent, including 14 weekend events, and we spoke to more than 8,000 people. This engagement in the heart of communities gave residents the opportunity to share their views on policing and local issues. We were also able to direct people to key partners and support services, with a particular focus on VAWDASV.

Criminal Justice

I chaired the latest Gwent Criminal Justice Board which covered 'transforming summary justice' performance data. Within His Majesty's Courts and Tribunals Service (HMCTS) regional performance measures, Wales is currently ranked number one. Wales is also ranked number one as a Crown Prosecution Service (CPS) area. In addition, Gwent is the highest-performing police force in the country against the published measures. These impressive rankings are testament to the collective work of all criminal justice partners, as the measures capture performance across a range of areas including timeliness of decision-making, progression of cases through the courts, guilty pleas and support provided to victims.

Safer Communities Board

I chaired the latest Strategic Safer Communities Board, which brings together the chairs of various safer communities partnerships and directors from Public Service Board organisations to work together on the biggest challenges facing our communities. We had updates on the challenges of the recent wildfires, the newly-released violence against women and girls and domestic and sexual violence needs assessment, and agreed proposals to merge subgroups of various boards together for efficiency. We also approved plans for strengthening community cohesion arrangements, business crime and Ask for Angela, and received updates on the long term plans agreed last year on improving data sharing and making changes more broadly on how

effectively all the partnerships in Gwent work together. We have also started our engagement through the national safer communities network on the new Welsh Government plans for a crime prevention service, and what this might mean for agencies and communities in Gwent. The board has only been in place for a year, and we are already starting to get traction on some of these key issues.

Sentencing Act

We are set to receive 'Surge' funding of £195k next month that will run until 31 March 2029 to support the commissioning of local services and projects that respond to the progression model as part of the Sentencing Act 2026. This additional funding comes ahead of any confirmation of wider Ministry of Justice (MoJ) victim support grant funding to Commissioners for 2028/29. The MoJ is continuing to explore changes to the delivery of victims funding to ensure this is delivered in the best way in the future that takes into account the police governance reforms. It will confirm allocations on wider victims funding for 2028/29 in due course.

Scrutiny

I held my latest Public Accountability Forum (PAF) with Chief Constable Mark Hobrough to discuss issues affecting communities in Blaenau Gwent. The forum was recorded at the iconic Llanhilleth Miners Institute and included questions about off-road biking in Brynmawr, anti-social behaviour in Tredegar, and theft in Abertillery. The PAF gives me the opportunity to put residents' questions and concerns directly to the Chief Constable, all of which have been gathered at face-to-face engagements within the borough. By having open, honest and transparent conversations, we can make sure local voices are heard and that communities have a meaningful role in shaping policing across Gwent.

I held my latest Accountability and Assurance Board (AAB) earlier this month, which is the main forum where I hold the Chief Constable to account. I scrutinised the Gwent Police's quarter one performance against my Police, Crime and Justice Plan, financial management, and the annual governance statement. Both PAF and AAB are published on our YouTube channel.

Strategic Equalities Plan

I have an unwavering commitment to diversity and inclusion, and this is woven throughout my Police, Crime and Justice Plan. I am pleased that in Chief Constable Mark Hobrough we have a police leader in Gwent who shares that commitment. My office and I have recently attended a series of celebrations for the Windrush Generation. We joined elders from across Wales at a special event at the Senedd, organised by Race Council Cymru. I also joined partners and residents from diverse communities for the Pioneers of Wales project launch at the Riverfront Theatre and Arts Centre. This project is giving the Windrush Generation a platform to share their voices and

preserve their stories for the future, offering an honest insight into their social, cultural, and economic lives. Earlier this month, I also supported the Windrush Newport @ 78: Past, Present and Future event.

I granted funding to a project that aims to build cultural awareness and understanding among children and young people. Delivered by Newport-based Cynefin Pamoja, the project is working with primary schools in Gwent to deliver sessions exploring a range of issues, including the religious customs celebrated in Wales, cultural identities, and how young people can speak out if they experience bullying or hatred. The workshops are designed to help young people from different backgrounds better understand each other's cultures, while giving them the confidence to speak out about issues that affect them.

My team and I attended Pride events in Abergavenny, Caerphilly, Caldicot, Pengam and Newport, as well as the Wales LGBT+ Police Network annual general meeting at the University of South Wales' Newport campus. I also agreed funding for specialist support for LGBTQ+ young people affected by crime. Gwent-based charity Umbrella Cymru has received funding to deliver the Safe and Supported project for young people under the age of 25. This provides trauma-informed support tailored to the needs of LGBTQ+ young people, including emotional well-being support, safety planning, guidance on reporting options, and advocacy when engaging with services such as the police.

VAWDASV

My office has submitted three bids to the Home Office's Domestic Abuse Perpetrator, Stalking and Children Using Harm Fund, with an additional two bids in partnership with South Wales OPCC. We are expecting outcome decisions next month.

Victims

Victims and survivors of crime shared powerful personal experiences with the president of Victim Support, Her Royal Highness The Princess Royal, during a visit to Gwent in July. Her Royal Highness met victims, survivors, volunteers and frontline caseworkers at Monmouthshire County Hall to learn more about the life-changing impact of independent victims' services. Victim Support Gwent, based in Pontypool, supports hundreds of people every year, affected by all types of crime. The Princess also met the team from the Wales Hate Support Centre – an essential service delivered by Victim Support which provides emotional and practical support and reporting services across Wales for victims and witnesses of hate crime. Putting victims first is a key commitment in my Police, Crime and Justice Plan. We are continually working to ensure that victims of crime in Gwent have the best possible support, and I thank HRH The Princess Royal for listening to victims and survivors about how this work is helping them move forward with their lives.

Volunteers

My office has been recognised nationally for the high-quality of its independent custody visiting scheme. Under this scheme, trained volunteers from the local community make regular unannounced visits to police custody suites to check on the rights, entitlements, well-being and dignity of detainees. Their findings are reported to me and help me hold the Chief Constable to account on behalf of the public. The Independent Custody Visiting Association (ICVA) - the national membership organisation that supports, leads and represents these schemes - has developed a quality assurance framework to assess how well schemes comply with the code of practice that governs custody visiting. My office was recognised with a gold quality assurance award by the ICVA at its award ceremony on July 8.

This page is intentionally left blank

POLICE AND CRIME COMMISSIONER FOR GWENT
2027/28 BUDGET SETTING TIMETABLE
September 2026

TASK	ASSIGNED TO	START	END
1. Update MTFP to reflect National/Regional guidance, emerging issues and strategic direction	Head of Finance (HOF)	29/06/2026	31/07/2025
2. Chief Officer Team (COT) briefing on updated MTFP	Chief Finance Officer (CFO CC)	01/09/2026	01/09/2026
3. Formal Budget Setting commences in Finance Department (including four-month Precept consultation between October and January)	Finance	01/09/2026	01/09/2026
4. Accountability & Assurance Board (AAB) briefing on updated MTFP, planning process, strategic direction and budget setting	CFO CC	09/09/2026	09/09/2026
5. OPCC Executive Team briefing on updated MTFP	Chief Finance Officer (CFO OPCC)	14/09/2026	14/09/2026
6. Joint Audit Committee (JAC) briefing on MTFP, strategic direction, budget setting timetable	CFO OPCC	17/09/2026	17/09/2026
7. Police and Crime Panel (PCP) briefing on MTFP, planning process, strategic direction and budget setting	PCC	25/09/2026	25/09/2026
8. Produce initial budget proposal	Finance	28/09/2026	30/10/2026
9. COT briefing on updated MTFP and budget proposal formulation	CFO CC	28/09/2026	28/09/2026
10. OPCC Executive Team briefing on MTFP	CFO OPCC	28/09/2026	28/09/2026
11. Update MTFP to reflect strategic direction following COT/OPCC briefing	HOF	05/10/2026	09/10/2026
12. CFO OPCC briefing on MTFP	CFO CC	05/10/2026	09/10/2026
13. Precept Pre-Consultation Commences	CFO OPCC	05/10/2026	09/10/2026
14. Budget Setting Exercise completed in Finance	Finance & CFO CC	26/10/2026	30/10/2026
15. COT briefing on draft Gwent Police Budget Requirement	CFO CC	02/11/2026	06/11/2026
16. Chief Constable (CC) finalises Gwent Police Budget Requirement	CFO CC	02/11/2026	06/11/2026

POLICE AND CRIME COMMISSIONER FOR GWENT
2027/28 BUDGET SETTING TIMETABLE
September 2026

TASK	ASSIGNED TO	START	END
17. CFO OPCC briefing on Gwent Police Budget Requirement	CFO CC	02/11/2026	06/11/2026
18. OPCC Strategic Management Board briefing on updated MTFP and consideration of Gwent Police Budget Proposal	CFO OPCC	06/11/2026	06/11/2026
19. JAC Report for circulation on MTFP and Gwent Police Budget Proposal	HOF	25/11/2026	25/11/2026
20. AAB to consider and discuss Gwent Police Budget Requirement	CFO OPCC / CFO CC	26/11/2026	26/11/2026
21. COT briefing on Gwent Police Budget Proposal (post AAB feedback)	CFO CC	30/11/2026	04/12/2026
22. PCP Report for circulation on MTFP and Gwent Police Budget Proposal	CFO OPCC/HOF	02/12/2026	02/12/2026
23. JAC briefing on MTFP and Gwent Police Budget Proposal	CFO OPCC	03/12/2026	03/12/2026
24. PCP All-Member Seminar on MTFP and Gwent Police Budget Proposal	CFO OPCC	04/12/2026	04/12/2026
25. PCP briefing on MTFP and Gwent Police Budget Proposal	CFO OPCC	11/12/2026	11/12/2026
26. Update MTFP to reflect Provisional Settlement and Autumn Statement announcements	HOF	14/12/2026	18/12/2026
27. OPCC Executive Team discussion on Budget Requirement and Precept Proposal	CFO OPCC	14/12/2026	21/12/2026
28. OPCC Planning and Performance Meeting briefing on Budget Requirement and Precept Proposal	CFO OPCC	17/12/2026	17/12/2026
29. COT briefing on Budget Requirement and Precept Proposal	CFO CC	04/01/2027	08/01/2027
30. CFO OPCC briefing on Budget Requirement and Precept Proposal	CFO CC	11/01/2027	11/01/2027
31. OPCC Strategic Management Board Report on PCC Budget Requirement and Precept Proposal	CFO OPCC	14/01/2027	14/01/2027
32. Final Police Settlement announced	Home Office / WG	18/01/2027	22/01/2027
33. MTFP updated to reflect impact of Final Police Settlement	Finance	18/01/2027	22/01/2027
34. Deadline for PCC to issue Budget Requirement and Precept Proposal Report	PCC	20/01/2027	20/01/2027
35. PCP All-Member Seminar on Budget Requirement and Precept Proposal Report	CFO OPCC	22/01/2027	22/01/2027
36. PCP Meeting to consider Budget Requirement and Precept Proposal Report	PCP	29/01/2027	29/01/2027

POLICE AND CRIME COMMISSIONER FOR GWENT
2027/28 BUDGET SETTING TIMETABLE
September 2026

TASK	ASSIGNED TO	START	END
37. Deadline for PCP to review and report back to PCC on Budget Requirement and Precept Proposal Report	PCP	08/02/2027	08/02/2027
38. Undertake public consultation with non-domestic ratepayers	OPCC	09/02/2027	12/02/2027
39. MTFP updated to reflect impact of PCP report	HOF	09/02/2027	09/02/2027
40. CFO OPCC briefing on updated MTFP	CFO CC	10/02/2027	10/02/2027
41. Draft PCC response to PCP report for circulation	CFO OPCC	11/02/2027	12/02/2027
42. Deadline for PCC to issue Revised Budget Requirement and Precept Proposal Report to PCP	PCC	15/02/2027	15/02/2027
43. Deadline for PCP to review Revised Budget Requirement and Precept Proposal Report and report back to PCC (Second Report)	PCP	22/02/2027	22/02/2027
44. Produce Draft Precept Notification	CFO OPCC	24/02/2027	24/02/2027
45. Draft PCC response to PCP Second Report for circulation	CFO OPCC	25/02/2027	26/02/2028
46. Deadline for PCC to issue response to PCP Second Report	PCC	01/03/2027	01/03/2027
47. PCC issues Precept	PCC	01/03/2027	01/03/2027
48. Notification of Precept to Local Authorities	CFO OPCC	01/03/2027	01/03/2027
49. Produce Final Precept Notification	CFO OPCC	01/03/2027	01/03/2027
50. Printing of Precept leaflets / Publishing of on-line Statement (tbc)	Corporate Communications	02/03/2027	06/03/2027

This page is intentionally left blank

Mae'r ddogfen yma ar gael yn y Gymraeg

POLICE AND CRIME COMMISSIONER FOR GWENT

WELSH LANGUAGE STANDARDS ANNUAL COMPLIANCE REPORT 2025 /2026

DRAFT

CONTENTS

1. Introduction
2. Welsh Language Strategy 2025-2028
3. Compliance with the Welsh Language Standards
    - 3.1 Complaints relating to Welsh Language Services
    - 3.2 Posts Advertised in 2025/26
    - 3.3 Training
    - 3.4 Employees Welsh Language Skills
    - 3.5 Monitoring and Overseeing Compliance with the Standards
4. Compliance with Service Delivery Standards
5. Compliance with Policy Making Standards
6. Compliance with Operational Standards
7. Contact us
8. Appendix: Welsh Police Forces Agreed Level of Welsh Definitions

DRAFT

1 INTRODUCTION

This Annual Compliance Report focuses on the reporting requirements contained within the Welsh language standards applied to the Police and Crime Commissioner, as well as providing information on how we have worked towards the key ambitions contained within the Police and Crime Commissioner's *Welsh Language Strategy 2025-2028*.

The Police and Crime Commissioner (the Commissioner) is fully committed to ensuring that members of the public can access the services we provide on a day-to-day basis through the medium of Welsh. As a public service, we continue to work to incorporate the use of the Welsh language within our daily business in the workplace and with our communities.

Increasing our capability to provide bilingual services to the citizens of Gwent remains an area of development. We will continue to work with Gwent Police and other partners to identify improved and innovative practices to support us in achieving the aims set out in the Strategy and compliance with our respective standards.

Please get in touch if you have any comments or suggestions on how we can continue to improve the way we provide our services bilingually.

2 WELSH LANGUAGE STRATEGY

The *Welsh Language Strategy 2025-28* supports our organisational commitment to the Welsh language and compliance with the relevant standards aligned to the following key priorities:

- To improve the range of Welsh language services offered.
- To increase the number of Welsh speakers and learners employed.
- To use information obtained from monitoring and tracking to identify areas for improvement.

In delivering against these priorities, we are focusing on our People, our Public, and our Culture.

People

We will:

- Aim to increase the number of Welsh speakers and learners employed.
- Ensure our people have access to tools and resources to use the Welsh they have and develop these skills further.
- Increase opportunities to see, hear and use the language when conducting our business.

During the year, we have:

- Successfully maintained our Welsh language competency levels, with one member of staff attending a Welsh language 'Mynediad' course.
- Worked with Gwent Police to ensure staff continue to have access to effective translation tools and resources, including guidance on the shared intranet 'Y Bît / The Beat' such as Welsh language 'out of office' messages, email signature templates, and post titles, and information on learning Welsh.
- Continued to benefit from a shared Welsh Language Translator and access to the Strategic Welsh Language Policy Manager, both of whom sit within Gwent Police and provide additional support to the Office of the Police and Crime Commissioner (OPCC) in maintaining and improving our provision of Welsh language services.
- Participated in conferences and workshops hosted by the Welsh Language Commissioner to improve the use of Welsh language in the workplace.
- Encouraged staff to introduce Welsh into daily interactions, such as offering a "Shwmae" to colleagues, and including Welsh in email greetings.

Public

We will:

- Improve the quality of Welsh language services offered.
- Treat Welsh and English equally in terms of language preference and provision.
- Increase opportunities to see, hear and use the language when conducting engaging with / accessing the services provided by the OPCC.

During the year, we have:

DRAFT

- Commenced development of tailored team and business related 'learn Welsh' opportunities to support staff in using Welsh in the workplace.
- Continued to engage publicly via our Welsh language social media presence and our website, which publishes a range of organisational information and new articles in Welsh.
- Continued to engage with our Welsh speaking communities to inform our decision-making, including through public survey and consultation processes for the council tax precept for policing and the new Police, Crime and Justice Plan for Gwent. Face-to-face events took place across all council areas, complemented by a bilingual online survey. A link to the Welsh language version was proactively promoted through the Welsh Language networks in Gwent and on our social media pages. We received a total 1,185 responses to the Precept survey. However, in a change to previous years, we did not receive any Welsh language responses.
- We have also continued to provide the Welsh language version of our ebulletin to our subscribers and maintained our Welsh language social media presence (see section 4 for more information on engagement).

Culture

We will:

- Use information obtained from monitoring and tracking to identify areas for improvement
- Address internal cultures and attitudes towards the Welsh language.
- Address external cultures and attitudes towards the Welsh language.

During the year, we have:

- Undertaken our planned annual assessment against the applicable standards to identify any changes and opportunities for further development. This has resulted in the development of a dip-sampling process for our website to check Welsh language functionality and compliance with the applicable Standards.
- Completed and returned a specific self-assessment of compliance against the standards required by the Welsh Language Commissioner's Office as part of their compliance checks undertaken during the year, with further engagement to take place in due course.
- Continued to encourage and support staff to engage with the Welsh Language Speakers and Learners Network, and social activities such Coffee and Chat sessions to develop curiosity and confidence around the language.
- Worked with Gwent Police to ensure that use of Welsh language is considered and promoted wherever possible, including at internal events.

DRAFT

- Collated other data and information to identify and inform and areas and opportunities for improvement for the organisation, some of which is included within this report.

3 COMPLIANCE WITH THE WELSH LANGUAGE STANDARDS

The following sections provide information regarding specific Welsh language standards the Commissioner is required to report against. In doing so, we are demonstrating how the OPCC is complying with those standards on the Commissioner's behalf.

3.1 Complaints relating to Welsh Language Services

During the reporting period, the OPCC received one complaint regarding the use of Welsh language at an internal event. While the OPCC was not responsible for the event, we worked with Gwent Police (the organiser) to ensure that the matter was reviewed and that appropriate steps would be taken to address this for future events.

As part of our continuous engagement with our communities, we encourage members of the public to tell us if they think that we are not meeting our Welsh language standards obligations. This helps us to continue to make improvements in service delivery and to communicate effectively with our communities. Contact can be made by telephone or e-mail, face-to-face at public events or meetings, through our website, or by social media. Further details are provided at the end of this document.

Our procedure for complaints relating to our compliance with the Welsh language standards is published on our website at Welsh Language Standards Compliance Complaints Procedure | Gwent Police and Crime Commissioner (pcc.police.uk), along with the accompanying Equality Impact Assessment, which is also available in Welsh.

3.2 Posts Advertised in 2025/26

The OPCC advertised two vacancies during the reporting period (one permanent and one maternity cover). All OPCC posts require Welsh level 1 as a minimum, with mandatory training delivered during staff induction. This is also a requirement for the Chief Constable recruitment process, for which we have responsibility.

Recruitment processes consider use of positive action and targeted advertising to attract Welsh speaking applicants. Our Communications and Engagement Team works with the joint Strategic Welsh Language Policy Manager to maximise opportunities to target our engagement towards our Welsh speaking communities and raise awareness of vacancies as they occur.

DRAFT

3.3 Training

Welsh Language Training

Gwent Police and the OPCC provide Welsh Language Awareness and Level 1 Skills training to all employees as a mandatory course.

All current staff have undertaken the mandatory training session. Welsh Language Awareness and Level 1 Skills training are incorporated into the induction training programme for all new staff. An e-learning refresher package is also provided for all officers and staff.

Opportunities are available for employees to learn Welsh or improve their existing Welsh language skills. During the year, Gwent Police recruited a Welsh Language Tutor to develop and deliver learning opportunities for officers and staff. As previously noted, the OPCC will also benefit from this post and has begun to assess the upskilling of staff aligned to business need.

Information on other Welsh language learning resources is available for staff on Gwent Police's intranet site Y Bît / The Beat.

3.4 Employees' Welsh Language Skills

The following chart shows the level of Welsh language skills within the OPCC as recorded for the reporting year:

- 21 members of staff have Level 1 Welsh language skills;
- 1 member of staff has Level 2 Welsh language skills;
- 1 member of staff has Level 4 Welsh language skills.

We are pleased to have maintained the basic level of Welsh skills available across the organisation and will continue to encourage and support staff to develop their capabilities and confidence to use Welsh. We will also continue to identify additional opportunities to provide Welsh language development for staff outside of the formal learning environment.

3.5. Monitoring and Overseeing Compliance with the Standards

The Chief Executive has responsibility for monitoring and overseeing compliance with the Police and Crime Commissioner's Welsh language standards. Internal scrutiny is undertaken at the OPCC's Strategic Management Board to enable the Commissioner to retain oversight of compliance and address any issues.

The OPCC maintains a risk-based Welsh Language Compliance Assessment and undertakes an annual audit to review compliance with the applicable standards. We continue to recognise challenges in our capability to provide a truly bilingual telephone service. Support is provided by Gwent Police to enable us to respond to any calls made in Welsh. We continue to work to identify suitable and sustainable solutions for our service delivery in this regard.

The Commissioner also has a duty to monitor and scrutinise Gwent Police's compliance with the Welsh language standards imposed on the Chief Constable.

DRAFT

OPCC staff participate in Gwent Police's Welsh Language Meetings and the People Strategy Board to support the Commissioner in undertaking this duty.

Currently, the Commissioner's public-facing Accountability and Assurance Board receives Gwent Police's Welsh Language Standards Annual Compliance Reports. These are published on our website as part of our governance arrangements. The Gwent Police and Crime Panel receives the OPCC's report to provide assurance of our compliance with the Welsh Language Standards, which is also published on our website.

We continue to engage with the Welsh Language Commissioner's Office regarding any identified good practice or emerging challenges as we continue to improve and enhance the delivery of a bilingual service to the citizens of Gwent.

4 COMPLIANCE WITH SERVICE DELIVERY STANDARDS

The following section contains information regarding our compliance with the Service Delivery Standards the Commissioner is required to report against. During the year, we have complied with each of the requirements as highlighted in this section.

a) Communications with the public

Guidance for all staff has been published on Gwent Police's intranet Y Bît / The Beat, which OPCC staff also have access to. This guidance clearly and simply explains the requirements of the Service Delivery Standards for both organisations.

b) Website and social media

Our website provides an introductory splash page to encourage and allow Welsh speakers to select their language of choice before accessing other website pages. We have also improved our Welsh medium social media presence across our accounts to provide better engagement with our communities.

Since June 2020 the OPCC has maintained a separate Welsh language Facebook account Swyddfa Comisiynydd yr Heddlu a Throseddu Gwent | Facebook to ensure that followers can see published content in the language of their choice. We have continued to promote our Welsh language social media presence and saw a consistent number of followers compared to last year.

Our weekly e-bulletin is available in Welsh or English, depending on the subscriber's language preference. During the year we have maintained the number of subscribers here also.

We continue to promote the e-bulletin to all our communities as an easy way to keep updated on our work – further information is available on our website at E-bulletin | Gwent Police and Crime Commissioner (pcc.police.uk)/.

While this is positive, the number of followers and subscribers remains low, and we will further explore ways to grow our reach during 2026/27 to ensure that residents who wish to engage through the medium of Welsh have the opportunity to do so.

c) Grants

All information published relating to funding opportunities is provided in Welsh and English. Where an application is received in Welsh, we will correspond with the applicant in Welsh and provide a translation service at any supporting meetings.

During the reporting year, we did not receive any funding applications in Welsh. In line with the Welsh Language Strategy, we will continue to review our promotion of funding opportunities to raise awareness that we welcome applications in Welsh.

d) Procurement

No requests for tenders or contracts have been issued in Welsh, and none have been received in Welsh during this reporting period.

For relevant contracts (where the subject matter of the contract suggests it should be in Welsh) tender documents will be published in Welsh. The tender document states that "The Commissioner welcomes tender responses in Welsh" and the Welsh Language Checklist has been embedded within the tender process to ensure due consideration is given to the Welsh language at all stages.

Access to professional translation services ensures the content of Welsh language submissions is accurately reflected, and the evaluation process will run parallel to the evaluation of submissions in English (if relevant). The same closing date will apply for submissions in Welsh and English and simultaneous translation services will be offered and arranged for relevant contracts should an organisation wish to complete an interview in Welsh.

All tenders are advertised in Welsh and English.

5 COMPLIANCE WITH POLICY MAKING STANDARDS

We have met our Policy Making Standards by using the current Equality Impact Assessment (EIA) process to identify and address any impacts on the Welsh language. EIAs are a compulsory part of our policy-making procedure, guiding policy writers and decision makers in considering adverse or positive impact on people that share protected characteristics as defined by the Equality Act 2010.

Although Welsh language is not a protected characteristic under Section 4 of the Equality Act 2010, our current EIA template includes several specific questions so that any impact on our treatment of the Welsh language in relation to English, or opportunities for people to use the Welsh language, are identified. All new policies, and reviews of existing policies are subject to an EIA and support from the Welsh language policy lead and Strategic Welsh Language Policy Manager is available to any colleague completing an EIA.

While the standards do not specifically require us to undertake assessment in this way, using our EIA process provides us with an efficient and comprehensive approach to assessing the impact of our activities in respect of the Welsh language.

We have published a policy on awarding grants that sets out how we will consider the Welsh language in our funding decisions. This is available on our website at Grant-Funding Policy and Procedure | Gwent Police and Crime Commissioner (pcc.police.uk).

6 COMPLIANCE WITH OPERATIONAL STANDARDS

The following section contains information regarding our compliance with the Operational Standards the Commissioner is required to report against. During the year, we have complied with each of the requirements as highlighted in this section.

a) Staff support

Comprehensive Welsh Language Standards guidance for staff is published on the Gwent Police intranet Y Bît' / The Beat on the 'Welsh Language' page, which our staff also have access to. The page also includes support and resources for staff wishing to practice their Welsh language skills or consider Welsh medium education for their children.

Welsh templates for out of office responses and personal signatures are provided, alongside virtual badges that colleagues can add to their emails indicating that they are either learning Welsh or are a Welsh speaker. All known Welsh speakers and learners within the organisation have been issued with an appropriate badge or lanyard to wear.

b) Welsh language posts

All vacancies state 'Welsh desirable' as standard unless a post is assessed as 'Welsh essential' or requiring skills to be acquired by the successful candidate. The process to assess changes to language requirements will be supported by the Recruitment Team in Gwent Police's People Services Department.

Externally, posts are advertised in Welsh as well as English, and Welsh versions of information relating to that post, as well as application forms are published. All applications for new posts require candidates to indicate their level of Welsh ability, and, whether they would like to complete the recruitment process in Welsh.

c) Signage

All new or replacement signage is displayed bilingually across the police estate with the Welsh positioned so that it is likely to be read first.

d) Training courses provided in Welsh

OPCC staff have not made any requests to receive training through the medium of Welsh.

DRAFT

7 CONTACT US

For further information on how we comply with Welsh Language Standards, or to provide feedback on how we can engage more effectively with Welsh speakers and learners in our communities, please contact:

The Office of the Police and Crime Commissioner
Gwent Police Headquarters
Llantarnam Park Way
Croesyceiliog.
Cwmbrân

NP44 3FW

E-mail: Commissioner@gwent.police.uk

Phone: 01633 642200

Twitter: @gwentpcc

Facebook: https://www.facebook.com/gwentpcc/

Instagram: https://www.instagram.com/gwentpcc/

We welcome correspondence in Welsh and English - we will respond equally to both and will reply in your language of choice without delay.

DRAFT

APPENDIX A: WELSH LANGUAGE SKILLS DEFINITIONS

Welsh police forces agreed level of Welsh definitions (verbal skills only):

Level 1
Can say place names, personal names, can use greetings appropriately in person or on the telephone, can open and close meetings bilingually.

Level 2
Can understand a basic conversation and can convey simple information, can respond to simple requests, can understand requests for assistance, can use Welsh to transfer telephone calls, can introduce oneself and others.

Level 3
Can take and pass on messages likely to require attention during a working day, can converse partly in Welsh but turns to English in discussion and to give detailed information, can describe people and locations, can respond to general enquiries over the telephone and face to face, can take details or make a note from a Welsh conversation.

Level 4
Can contribute effectively in meetings within own area of work, can argue a case for or against an idea, can converse in Welsh in most situations but turns to English when using policing or technical terminology, can deal with enquiries effectively, can understand dialect differences, can chair a meeting and respond to questions in Welsh, can describe a situation or event in Welsh.

Level 5
Can interview applicants for Welsh speaking posts and assess their suitability, can deal effectively with complex enquiries or confrontations in Welsh, can interview and question in Welsh in the course of an investigation, can deal with complex or sensitive enquiries, complaints and hostile questions to the extent of their specialist knowledge, can deliver presentations in Welsh.

DRAFT

Police, Crime and Justice Plan 2025-29

Performance Monitoring - Quarter 1 26/27

Improving Trust and Confidence Together

Priorities

Preventing Crime and ASB

More visible and accessible policing

Working with police and partners to:

- Address root causes, in particular substance misuse
- Engage children and young people
- Increase crime prevention advice

Making Our Communities Safer

Reducing serious violence and knife crime

Tackling retail crime and assaults on staff

Cracking down on antisocial behaviour

Tackling burglary, robbery and theft

Protecting the Vulnerable

Tackling violence against women and girls, domestic abuse, and sexual violence

Tackling hate crimes

Safeguarding children and young people

Protecting people from fraud and online harms

Putting Victims First

Working together to improve the justice system

Protecting victims from further harm

Improving victims' access to information and updates

Ensuring access to help and support

Reducing Reoffending

Working together to improve the justice system

Catching offenders, solving more crimes

Diverting young offenders from a life of crime

Rehabilitating and reintegrating offenders

Foundations

Ethics and standards
Data-driven, evidence-led

Sustainability
Working in partnership

Transparency and accountability
Equality, diversity and inclusion

Monitoring

Gwent Police key performance measures and indicators

Outcomes from Commissioner funding and investments

Shared priorities and outcomes from partnerships and collaborations

Q1 26/27 – Performance highlights and current and planned areas of focus

Q1 Highlights	Areas of Focus
Gwent Police have been allocated into Tier 1 in the new national performance framework, meaning they don't require any action or intervention from HMICRS because they have evidence of progress and continuous improvement	Monitoring significant demand impacts on Gwent Police and opportunities to target commissioned service interventions
Q1 has placed significant demand challenges on Gwent Police, particularly due to a number of serious and critical incidents/crimes that have placed a significant demand on resources. This demand will continue into Q2	Managing the challenges posed by the Sentencing Act changes, and adding extra support to victims of offenders released early from prison in particular
Increases in violent, sexual and acquisitive crimes will continue to be closely monitored, and performance in relation to initial response has been put under strain due to the volume of incidents	Impact of the new Quality Investigations and Victim Care Change Programme – a bespoke briefing session is planned for the PCC to scrutinise progress
Staff sickness has fallen, with new policies and procedures, support for line managers and enhanced monitoring and governance arrangements in place	Increasing solved rates, particularly for crimes involving a victim and vulnerability, and reviewing performance monitoring in light of the new national performance framework
The HMICFRS serious organised crime inspection into the Southern Wales Regional Organised Crime Unit and constituent forces was positive, highlighting good practice in place across the region	Undertaking a Vulnerability 'Deep Dive' throughout Autumn – further taking into account PEEL inspection findings and current performance information

Q1 26/27 – Commissioner Scrutiny & Accountability

Date	Summary	Link
June 2026	**Public Accountability Forum – Newport** • Highlighting key issues and concerns raised by our communities and bringing them directly to the attention of Chief Constable Mark Hobrough • Ensuring residents voices are heard and help to shape local policing priorities • Held at University of South Wales, Newport Campus	Watch here: https://www.youtube.com/watch?v=Kejew8GPjiM
July 2026	**Accountability & Assurance Board: Force Management Statement (FMS)** • Annual review of the FMS, which is an annual assessment prepared by police forces for HMICFRS and scrutinised by the PCC. It provides an overview of current and projected demand against an assessment of the workforce, priorities and plans and risk management. Due to the sensitivity of some content, this is not in the public domain.	N/A
June 2026	**Public Accountability Forum – Blaenau-Gwent** • Highlighting key issues and concerns raised by our communities and bringing them directly to the attention of Chief Constable Mark Hobrough • Held at Llanhilleth Miners Institute	Watch here: https://www.youtube.com/watch?v=eSDykS1nJak
September 2026	**Accountability & Assurance Board: Q1** • HMICFRS PEEL Inspection progress report • Organisational Performance Report against the Police, Crime & Justice Plan priorities Q1 2026-27 • Review of Strategic Risk Register	https://www.gwent.pcc.police.uk/en/transparency/accountability-assurance-board/agendas-and-minutes-2026/9th-september-2026/

Q1 26/27 Police recorded crime and incidents – at a glance

All Incidents	Q1	Q2	Q3	Q4	2023-24	Q1	Q2	Q3	Q4	2024-25	Q1	Q2	Q3	Q4	2025-26	Q1
Public Safety and Welfare	17,732	17,028	14,650	13,871	63,281	14,887	15,845	14,763	15,197	60,692	16,939	18,216	16,552	16,594	68,301	18,911
Crime Related	13,036	13,025	12,338	12,642	51,041	14,712	14,947	13,187	13,056	55,902	13,693	14,758	13,429	13,118	54,998	14,358
Transport	6,545	6,470	6,505	6,499	26,019	7,347	7,347	7,462	7,070	29,226	7,684	7,999	7,471	7,217	30,371	8,011
Anti-Social Behaviour	3,525	3,397	2,918	2,659	12,499	2,950	3,035	2,911	3,103	11,999	3,568	3,537	2,656	2,888	12,649	3,729
Admin	9,003	9,393	8,715	8,313	35,424	8,985	9,383	8,425	7,567	34,360	7,458	8,017	7,524	7,317	30,316	7,659
Open Log	15	35	17	6	73	19	8	11	25	63	84	103	2	2	191	2
Total	*49,856*	*49,348*	*45,143*	*43,990*	*188,337*	*48,900*	*50,565*	*46,759*	*46,018*	*192,242*	*49,426*	*52,630*	*47,634*	*47,136*	*196,826*	*52,670*
% change since previous year					*11%*					*2%*					*2%*	

Crime Type	Q1	Q2	Q3	Q4	2023-24	Q1	Q2	Q3	Q4	2024-25	Q1	Q2	Q3	Q4	2025-26	Q1
All Other Theft	964	928	879	874	3,645	911	943	943	865	3,662	914	966	825	773	3,478	920
Bicycle Theft	71	93	71	51	286	79	78	59	58	274	83	68	35	53	239	66
Commercial Burglary	211	200	202	173	786	254	222	179	134	789	148	172	187	198	705	256
Criminal Damage & Arson	1,983	1,739	1,810	1,629	7,161	1,800	1,778	1,637	1,684	6,899	1,841	1,931	1,668	1,576	7,016	1,771
Drug Offences	322	387	360	346	1,415	410	511	506	425	1,852	457	461	467	457	1,842	377
Homicide	2	1	0	0	3	1	1	1	0	3	1	0	2	3	6	6
Miscellaneous Crimes	415	447	361	411	1,634	442	489	434	508	1,873	533	538	553	502	2,126	566
Other Sexual Offences	312	266	275	283	1,136	360	379	386	420	1,545	394	357	411	473	1,635	424
Possession of Weapons	130	138	110	107	485	109	130	125	136	500	138	138	162	163	601	148
Public Order Offences	2,220	1,846	1,612	1,536	7,214	1,871	2,047	1,702	1,695	7,315	1,901	2,000	1,672	1,649	7,222	1,956
Rape	137	144	133	164	578	189	155	200	180	724	195	218	185	216	814	179
Residential Burglary	389	334	352	316	1,391	397	351	370	357	1,475	364	364	444	445	1,617	385
Robbery	65	87	67	80	299	88	88	75	74	325	109	120	99	98	426	129
Shoplifting	820	978	1,025	1,105	3,928	1,413	1,310	1,123	1,135	4,981	1,049	1,111	1,093	997	4,250	1,147
Theft From the Person	62	44	48	32	186	44	39	40	48	171	44	40	32	29	145	36
Vehicle Crime	713	845	741	760	3,059	758	829	647	541	2,775	572	687	792	823	2,874	821
Violence with Injury	1,837	1,670	1,572	1,662	6,741	1,794	1,807	1,687	1,453	6,741	1,590	1,656	1,569	1,370	6,185	1,691
Violence without Injury	4,601	4,192	4,164	4,151	17,108	4,424	4,324	4,195	4,113	17,056	4,115	4,475	4,109	4,376	17,075	4,555
Total	*15,255*	*14,339*	*13,782*	*13,680*	*57,056*	*15,344*	*15,481*	*14,309*	*13,826*	*58,960*	*14,448*	*15,302*	*14,305*	*14,201*	*58,256*	*15,433*
% change since previous year					*-1%*					*3%*					*-1%*	

Preventing Crime and Antisocial Behaviour

Monitoring Crime and Policing

Priority	Measure	24/25 Baseline	28/29 Ambition	26/27 FYTD	Q1 26/27 vs Q1 25/26 % comparison	Raised with CC in Q1
Cross-cutting	Total Incidents Total ASB incidents Total Crimes	192,242 11,999 58,859	↓	52,670 3,730 15.441	+6.6% +4.5% +7.9 %	⚑ ⚑ ⚑
More visible and Accessible policing	Total Police Officers (headcount) Total PCSOs (headcount) Total Special Constables (headcount) Total Police Staff (headcount)	1549 153 58 860	↑	1,551 145 52 860	*Not scrutinised quarterly*	
	Proportion in back office Proportion in neighbourhood policing	*New for 25/26* *New for 25/26*	↑	*275 officers* 197 officers		
Working with police and partners to address root causes, engage children and young people, increase crime prevention advice	*There are no specific measures/KPIs for this priority – relevant activity will be reported through other means, such as commissioned service reports*					

Preventing Crime and Antisocial Behaviour

Key Updates and Context

Scrutiny and Accountability	Partnerships	Funding and Investments
At September's Accountability and Assurance Board, the PCC scrutinised performance on the following matters: - Overall incidents, crimes and ASB. The Deputy Chief Constable highlighted this has been a very challenging summer with unprecedented levels of serious critical incidents and crimes to manage, alongside daily demand, had placed a strain on resources. - Scrutiny centred on how this was being managed, including additional overtime, supporting wellbeing of staff, focusing on repeat offenders and locations, increased monitoring of offenders in the community and supporting the vulnerable. - To deal with escalating ASB in Newport, Operation Krypton has been put in place and all the Community Actions Teams had been deployed there over the summer. After PCC scrutiny, the ACC highlighted the operation would run for longer than the 6 weeks initially communicated. - A new ASB Action Plan was launched and is now being embedded and will be monitored for its effectiveness, for example introducing new Respect Orders. - Challenges in relation to mis/dis-information, which is stirring up ASB is being tackled through a new policy for policing teams, with support from the National Police Chief's Council.	Partners continued to embed the Serious Violence Duty through improved collaboration between police, local authorities, health, education, youth justice, probation and the third sector. Work progressed to improve data sharing, intelligence development and strategic analysis, providing a stronger evidence base for future commissioning and intervention activity. EG In Blaenau Gwent, 30 annual gym passes had been allocated to young people identified as benefiting from structured activity and support, helping to increase participation in positive diversionary opportunities and reduce vulnerability to harmful behaviours, this combined with mentoring is improving school attendance ad reducing school exclusions. Improved support for vulnerable young people has been achieved through targeted intervention to those identified as vulnerable to exploitation through partnership work involving St Giles Trust and Gwent Police's Exploitation Team, with around 20 referred children receiving support during the reporting period. Activity across the five Community Safety Partnerships focused on addressing known risk factors associated with serious violence, including school exclusion, adverse childhood experiences, substance misuse, poor mental health and harmful gender attitudes. Outcomes will be reported in Q2. Additional prevention activity has been carried out through community safety partnerships, which the OPCC are active members of, and the Gwent Strategic Safer Communities Board, chaired by the PCC and supported by the OPCC.	**Fearless:** The team engaged with 1,296 young people, delivered 103 sessions and interacted with 200 professionals in schools. Q1 also saw 2 community engagement events take place, attended by 2020 young people. The primary focus during this period was young people aged 11-18, particularly those in schools, PRUs, and alternative education provisions. This quarter also saw an increased demand for content focusing on knife crime and county lines, alongside a growing need around hate crime awareness. **Positive Futures:** 1246 young people attended their open access sessions in Q1, with 243 young people attending their 'unscheduled' sessions, with 106, 44% of individuals being in Torfaen. Q1 also saw 334 young people attend events held by positive futures. **PCC community funding:** The PCC launched community funds continued in Q4. The new Partnership Fund offers grants up to £1,000 o enable grassroots organisations to deliver community-led activities. The new Community Fund offers grants of between £1,000 and £50,000 to deliver larger projects prioritizing support for children and young people and was significantly oversubscribed, and. The Community Engagement Fund offers grants up to £5,000 to support projects focusing on community cohesion and trust and confidence in policing services.

Making Our Communities Safer

Monitoring Crime and Policing

Priority	Measure	24/25 Baseline	28/29 Ambition	26/27 FYTD	Q1 26/27 vs Q1 25/26 % comparison	Raised with CC in Q1
Cross-Cutting	999 Volume 999 Service Level (% calls answered in 10s)	92,275 96.8%	⇔	26,106 96.1%	+9.7% -1.3%	⚑
	101 Volume 101 Abandonment rate (average) 101 Speed of answer (average)	219,010 9.1% 01:43	⇔	67,100 9.3% 01:48	+2.9% +2.1% +00:33	⚑
	Emergency Response in 15mins Priority Response in 60mins	68.7% 74.5%	⇧	81.2% 75.7%	-0.2% -10.5%	
Reducing Serious Violence and Knife Crime	Most Serious Violence. Volume Serious Violence Volume Knife crime Volume	594 936 390	⇩	162 270 98	+4.5% +6.3% +28.9%	⚑
Tackling Retail Crime and Assaults on Staff	Volume of Shoplifting *Volume of assaults of retail worker*	4,981 *Offence not established*	⇩	1,147 *TBC*	+9.4% *TBC*	⚑
Cracking down on Anti Social Behaviour	ASB volume	11,999	⇩	3,730	4.5%	⚑
Tackling Burglary, Robbery and Theft	Residential Burglary Volume Robbery Volume Theft from the person Volume	1,473 324 172	⇩	385 129 36	+6.1% +21.7% -18.2%	⚑ ⚑
Drug Offences	Drug Possession Drug Supply	1,040 776	⇩	262 93	-1.9% -49.2%	

Making Our Communities Safer

Key Updates and Context

Scrutiny and Accountability	Partnerships	Funding and Investments
The Commissioner held recent Public Accountability Forums with the Chief Constable to discuss issues affecting communities in Newport and Blaenau-Gwent. These forums provide a platform for the Commissioner to highlight key concerns raised by the community. At September's Accountability and Assurance Board, the PCC scrutinised performance of Gwent Police on the following matters: - 999/101 and Response Time performance, followed the same pattern of challenging increases - Most serious violence, in particular a recent high volume of homicides. The impact on resourcing was highlighted as a challenge with so many major crime operations happening at once. - Levels of Acquisitive crime. The Assistant Chief Constable further highlighted the proactive and targeted activity taking place across Gwent. For example, shoplifting is being impacted by the new Sentencing Act, but the charging policy remained the same to try to secure convictions. - It was acknowledged that we are entering a challenging time, that may impact on confidence.	In Q1 work continued with the Gwent Strategic Safer Communities Board (GSSCB) with partners, chaired by the PCC. Work focused on strengthening partnership governance, improving data sharing and intelligence arrangements, developing arrangements to improve community cohesion, and reviewing the wider safer places partnership landscape to identify opportunities for closer collaboration and reduce duplication. Following the conclusion of the Home Officer Winter of Action campaign, members considered how community safety activity could be sustained through local led, partnership initiatives. An options paper has been developed, informed by previous programmes and lessons learned, to support discussions on future interventions aligned to local priorities such as antisocial behaviour, violence against women and girls, retail crime and community reassurance.	**Serious Violence Duty:** A particular focus is placed on reducing the impact of school exclusion and disengagement from education, recognising these as significant predictors of vulnerability to violence and criminal exploitation. Funded interventions also seek to tackle knife crime, anti-social behaviour, child criminal exploitation and other forms of harmful behaviour by increasing awareness, improving decision-making skills and providing positive alternatives for young people. The programme further addresses underlying causes of violence including trauma, adverse childhood experiences (ACEs), poor emotional wellbeing and low resilience through targeted counselling, therapeutic support and trauma-informed practice. Several interventions aim to strengthen protective factors by improving young people's access to trusted adults, mentoring, positive activities and community support networks. Additional work focuses on harmful gender attitudes, unhealthy relationship behaviours and violence against women and girls (VAWG), alongside specialist support for children and young people displaying problematic sexual behaviour. Collectively, the programme seeks to reduce the key risk factors identified within Gwent's Strategic Needs Assessment by strengthening resilience, improving safeguarding and reducing vulnerability to serious violence, exploitation and offending.

Protecting The Vulnerable

Monitoring Crime and Policing

Priority	Crime/Policing Measure	24/25 Baseline	28/29 Ambition*	26/27 FYTD	Q1 26/27 vs Q1 25/26 % comparison	Raised with CC in Q1
Tackling Violence Against Women and Girls, Domestic Abuse, and Sexual Violence	Rape volume	713	↑ ↓	179	-4.3%	🚩
	Serious Sexual offence volume	984		289	+17.0%	
	Domestic Abuse volume	8,313		2,484	+18.1%	🚩
	Violence against Women and Girls volume	13,390		3,403	+6.2%	
	Stalking volume	2,058		582	+14.3%	
	Harassment volume	5,895		1,425	+2.7%	
Tackling Hate Crimes	Hate crime volume	1,577	↑ ↓	437	+12.6%	
Safeguarding Children and Young People	*Public Protection Notifications (PPN) submitted to Social Services*	*26,277*	↓	*In Q2*	*Annual review*	
	Op Encompass Referrals	*9,902*		*In Q2*	*Annual review*	
	Missing Child Reports	4,350		1,118	-3.5%	🚩
	Child Sexual Exploitation Volume	176		3	-0.0%	
	Child Criminal Exploitation Volume	43		19	+90.0%	
Protecting People from Online harms	Cyber-fraud Report Fraud Investigations	867	↑ ↓	252	+3.36%	🚩
	'Cybercrime' cases:	6,340 *(25/26)*		1,438	-6.5%	
	• Protection from Harassment Act s2	-		*292*	*-7.2%*	
	• Stalking (online)	-		*274*	*+22%*	
	• Putting people in fear of violence	-		*133*	*-27%*	
	• Take/make indecent photographs of children	-		*97*	*+2%*	
	• Sending letters etc with intent to cause stress or anxiety	-		*71*	*+32%*	

↑ ↓ *These arrows reflect an ambition to see police recorded crime increase, but publicly reported crime decrease (as reflected in ONS/local surveys)

Protecting The Vulnerable

Key Updates and Context

Scrutiny and Accountability	Partnerships	Funding and Investments
At September's Accountability and Assurance Board, the PCC scrutinised performance of Gwent Police on the following matters: - Safeguarding and whether sufficient resources were in place, which was confirmed. However, many staff are new and need further training. The ACC highlighted that the current Rape Investigation Team was changing into a wider Rape and Serious Sexual Offences (RASSO) team, in line with national requirements. - Operation Beaconport, which is a National Crime Agency review of child sexual exploitation cases had returned 2 cases to Gwent to look at. The ACC was satisfied that they had allocated sufficient resources to manage this extra demand. - Hate crime was discussed in terms of whether increases were a result of increasing crime or increasing confidence to report. The Chief Constable believed the increases were most likely due to rises of those crimes as a result of social and geo-political challenges, but that some increased confidence couldn't be ruled out. - The ACC agreed to bring back to a future meeting more information on the effectiveness as a result of the change in approach of the new Report Fraud service, which replaced Action Fraud.	The Gwent Remote Evidence Site (RES) went live in June 2026. Governance arrangements are confirmed, the premises has been adapted, a new staff member has been employed at Victim Support and communications and induction sessions for stakeholders have been planned. The OPCC has coordinated the relocation of the RES and work continues to secure the longer-term future of this service in Gwent. The OPCC joined the Business Planning Group, a senior sub-group to the Gwent Safeguarding Board. This sub-group drives forward the strategic safeguarding agenda in the region by co-ordinating the development of strategic plans and overseeing progress against priorities. In addition, the group facilitates a free flow of communication between local groups, sub-groups and Boards. OPCC participation will support better integration with relevant local fora. The terms of reference for a Vulnerability Deep Dive have been prepared and this work will be carried out in the Autumn and reported on early next year.	The Commissioner has invested in a number of services which directly tackle vulnerability and VAWDASV. These primarily include services for victims and interventions for perpetrators and have as such been allocated under Priorities 4 & 5 (but are jointly important here), where more details can be found around their delivery and outcomes. No new/additional funding or investment for this workstrand was made during Q1, but consideration is being given to a request to contribute to funding for Cyfannol's sexual exploitation service, Horizon.

Putting Victims First

Monitoring Crime and Policing

	Priority	Measure	24/25 Baseline	28/29 Ambition	26/27 FYTD	Q1 26/27 vs Q1 25/26 % comparison	Raised with CC in Q1
Working Together to Improve the Justice System	Protecting Victims from Further Harm	Number of victims** Number of repeat victims*	33,051 7,199	⇩	10,327 7,284	+8.7% +4.6%	
	Improving Victim's Access to Information and Updates	Compliance levels with Victim Codes of Practice Victim satisfaction rate (surveyed)	***Being Established*** 64%	⇧	*TBC* 68.7%	*TBC* +2.7%	🚩
	Ensuring Access to Help and Support	*There are no specific measures/KPIs for this priority – relevant activity will be reported through other means, such as commissioned service reports*					

*For the purposes of this report, a repeat victim is defined as an individual who has been linked in this capacity to two or more separate offences within a 12-month period. This may be include being linked to 2 or more crimes from the same incident/event.
**Reporting for this metric has been amended to reflect the number of unique individual victims rather than the number of crimes involving a victim. This is to ensure we know each person who needs a service from Gwent Police and other victim services.

Key Updates and Context

Scrutiny and Accountability

At September's Accountability and Assurance Board, the PCC scrutinised performance of Gwent Police on the following matters:

- Understandably, the number of victims and repeat victims had increased this quarter.
- Performance related to solved rates and the impact on victims were discussed, particularly in light of the unprecedented demand. The Deputy Chief Constable highlighted that levels were not where they wanted to be, but part of their immediate planning was to ensure that officer/staff focus remains on supporting vulnerable victims during this period of demand
- The ACC highlighted that new reporting measures (solved, resolved, and unresolved) would be coming in future information packs, as internal force reporting is updated with the new national approach.
- Improvements to victim care are one of the key aspects to the Quality Investigation and Victim Care Change Programme, led by a Detective Superintendent, which will be subject to bespoke scrutiny at a later date

Partnerships

The Gwent Criminal Justice Strategy Board (CJB) Supporting Victims and Witnesses Subgroup met for Q1. Members received an update on the Domestic abuse Charging Authority Pilot along with victim feedback and associated learning. An update on Child Focused Family Courts was also provided, with gaps in support identified by partners, along with opportunities for improvement. The subgroup continues to assess the impact of the early release scheme on both victims and partner agencies. Also noted was the impact of the significant operational policing and investigative demand on police performance during Q1. However, 'All Crime Timeliness' remained positive, with Gwent performing better than both the Wales and England and Wales averages.

The OPCC is working with criminal justice partners on preparations for the new Practice Direction for Criminal Court Listings, which comes into force on 1 October 2026. This aims to ensure that cases are prioritised according to impact on and vulnerability of those involved with cases, with cases only listed when ready - potentially improving victim attrition. Greater judicial oversight of trials that are not reached will also increase transparency. It is anticipated that monitoring will sit within the appropriate subgroup with highlight reporting to the CJB.

Work has continued on the refresh of the quarterly Victim Satisfaction Survey. A tender document has been drafted by the OPCC for the working group's consideration at its next meeting in September.

Funding and Investments

Victim Service: Q1 saw 439 referrals during this quarter. 8% of cases involved children aged under 18, the same as the previous quarter. 74% were successfully contacted and 25% of these went on to complete a needs assessment. 99 cases went on to receive support. Overall, an average of 81% of people who used the service made progress towards achieving one or more positive outcomes.

ISVA service: The service received 175 referrals in Gwent during Q1, made up of 131 adults and 44 children. Most referrals come from the police (96/175) and the SARC (42/175). 85% of service users who provided feedback after support reported increased feelings of safety and improved health and well-being, and 86% felt better able to cope. Options for increasing police referrals are under consideration.

IDVA Service: The service received 385 new referrals during Q1. Most referrals are made by police (215/385) and health (78/385). Just over half (51.4%) of survivors engaged with support. Of those survivors supported in court 93% (Crown) and 90% (Magistrates) of perpetrators found guilty.

TABW: The service received 3 new referrals in Gwent in Q1 and 27 open cases were transferred from the previous financial year. Whilst referral numbers are low TABW provides a vital and highly specialist service and continues to advocate for service users with relevant police departments.

CHILD FOCUSSED COURTS (PREVIOUSLY FAMILY COURT PATHFINDER): The service in Gwent received 91 referrals in Q1 for adult victims, with 123 associated children. 78 of the adults were successfully contacted. Counter allegations were made in a significant proportion of cases (40/91).

Reducing Reoffending

Monitoring Crime and Policing

Priority		Measure	24/25 Baseline	28/29 Ambition	26/27 FYTD	Q1 26/27 vs Q1 25/26 % comparison	Raised with CC in Q1
Using my Legal Duty to Bring Partners Together to Improve the Justice System	Catching Offenders, Solving More Crimes	Number of offenders Number of repeat offenders* Gwent Police crime solved rate Timeliness of investigations – median days	20,809 7,044 12.8% 31	⇩	6.890 6,943 12.0% 36	+3.3% +0.5% -0.2% +63.6%	🚩 🚩
	Diverting Young Offenders from a life of Crime	Number of young offenders (under 18) Number of young offenders First Time Entrants (under 18) Number of children held in Police Custody	3,621 2,007 751	⇩	1,208 515 148	+8.2% +6.8% 0.00%	
	Rehabilitating and Reintegrating Offenders	*There are no specific measures/KPIs for this priority – relevant activity will be reported through other means, such as commissioned service reports*					

*For the purposes of this report, a repeat offender is defined as an individual who has been linked in this capacity to two or more separate offences within a 12-month period. This does not necessarily mean that they have been charged with or found guilty of the offence in question.

Reducing Reoffending

Key Updates and Context

Scrutiny and Accountability

At September's Accountability and Assurance Board, the PCC scrutinised performance of Gwent Police on the following matters:

- A key focus for scrutiny by the Commissioner at AAB related to the solved rates of various crimes. The Deputy Chief Constable's response is highlighted above
- As part of the summer demand planning, targeting of repeat offenders and locations was a priority. Multi-agency plans have started to be put in place through the community safety partnerships. This included ASB planning in Newport, and managing gangs in Torfaen.
- The Sentencing Act impacts were being planned for with extra resources and new operational tactics being used to be able to manage the additional cohort of offenders being managed in the community.
- The ACC highlighted that Gwent Police charging approach will remain the same but understands the public frustration with offences needing to be more serious to receive a prison sentence.
- Planning for the Christmas period has started in particular relating to managing shoplifting offenders. This includes patrol planning, working with shop/store security at key locations, and maximising the use of StoreNet communication system.

Partnerships

The GCJSB Reducing Reoffending Subgroup held a task and finish meeting with partner analysts to review and agree the reoffending performance pack. Gwent Police data has been used to determine reoffending rates for child and adult offenders with specific intervention outcomes in a given month tracked over a 12-month period. Diversity data and hotspot mapping will also be included. Benchmarking across LCJBs in England and Wales suggests that this new and innovative work has not been conducted in this way in any other area.

The Reducing Reoffending Subgroup also met for Q1 and reviewed the first formal reoffending performance pack for the 12-months June 2025 to May 2026. Violence with and without injury and shoplifting were among the most common crime-types. Reoffending was most prevalent in the 18-35 age group. Data also showed that a small number of offenders were responsible for a high volume of offences, with some occurring in concentrated geographical locations. Further details have been agreed for future reporting and closer scrutiny of initial trends identified will take place. This will support assessment of the effectiveness / availability of existing interventions to inform PCC and partner decision-making. Probation data for statutory caseloads in Gwent was also reviewed, showing a significant prevalence of disability, mental health and neurodiverse conditions among offenders. The largest cohort was aged 18-25, with women and people of minority Ethnic Heritage underrepresented across the caseload. Accommodation and emotional wellbeing needs were also acknowledged; however, these were lower in Gwent compared to the rest of Wales.

Funding and Investments

One Wales: Q1 has seen the service continue to deliver effective, person-centred interventions to young adults across Gwent and South Wales, with referral volumes increasing by 5.85% compared with the previous quarter. KPI data show 100% of voluntary referrals and OOCD received initial engagement or attempted initial engagement within 72 hours of referral being received.

Gwent Drug and Alcohol Service: During Q1, the team received 273 new referrals into GDAS CJ support, a rise of 25 since the previous quarter. The team also engaged with 897 people in Gwent's custody suites, an increase from the last quarter.

Cautioning And Relationship Abuse (CARA): During Q1 9 referrals were made for CARA (4 IPV cases and 5 non-IPV cases) and 8 offenders completed the CARA workshops. Of these, just one offender was female.

Multi-Agency Tasking And Coordination (MATAC): Most of the force MATAC staff left their roles during previous quarters to secure more long-term positions. The remaining staff member has been off work over Q1 so no MATAC activity has been undertaken by Gwent Police. Where applicable Phoenix DAS have continued to work with people referred in previous quarters. Some of the MATAC budget has been reapportioned to purchase domestic abuse safety items for survivors.

Funding bids: The Home Office domestic abuse and stalking perpetrator fund opened during Q1 and the OPCC has been working closely with providers and the other Welsh OPCCs on a range of bids.

Foundations and Cross-Cutting

Monitoring Crime and Policing

Foundation	Measure	24/25 Baseline	28/29 Ambition	26/27 FYTD	Q1 26/27 vs Q1 25/26 % comparison	Raised with CC in Q1
Trust and Confidence	Confidence Survey Trust Survey	62.5% 66.5%	↑	62% 69.6%	-1.0% -0.5%	
Sustainability	Staff numbers • Police Officers full time equivalent • Police Staff full time equivalent • PCSO full time equivalent • Special Constabulary (establishment)	 1506 FTE 801.8 FTE 155 FTE 100 Establishment	↑	Current FTE 1,537.7 817.8 140.7 52 HC	 *N/A – not tracked quarterly*	🚩
	Officer sickness levels Staff sickness levels Carbon Emissions	5.3% 5.7% *Under development*	↓	4.6% 5.1% *TBC – subject to Welsh Gov reporting*	-0.3% -0.7% *TBC*	🚩
Ethics and Standards	Complaints (Schedule 3 – managed formally) Complaints (non Sch3 – managed informally) *Average case days (by received date)* *New Conduct Matters*	624 627 90 days TBC	↓	*TBC Awaiting Update* *TBC Awaiting Update* *25/26 total* 40 days *25/26 total* 61		
Equality, Diversity and Inclusion	Staff Demographics • Gender (Female - Officers/Staff/PCSO/Special)	Officers 38% , Staff 68.4% PCSO's 46.7% , Specials 25%	↑	Officers 39.9% Staff 68.4% PCSO's 49.7% Specials 21.2%	*N/A – tracked annually*	
	• Ethnicity (Ethnic Heritage - Officers/Staff/PCSO/Special)	Officers 3.8% , Staff 2.5% PCSO's 8.9% , Specials 3.8%		Officers 3.8% , Staff 6.0% PCSO's 8.3% , Specials 3.8%	*N/A – tracked annually*	

Foundations and Cross-Cutting

Key Updates and Context

Scrutiny and Accountability

At September's Accountability and Assurance Board, the PCC scrutinised performance of Gwent Police on the following matters:

- Sickness levels, which have fallen. The Deputy Chief Constable highlighted the continued challenges around sickness, which are being more actively monitored through a new monthly 'Silver' meeting, new policies and processes. This seems to be taking effect.
- Due to the summer demands, overtime payments had increased significantly to manage this demand, albeit new initiatives were being looked at to consider how best to deploy staff to meet this demand.

The Legitimacy Scrutiny Panel met in June, chaired by the OPCC. Due to operational demand, stop and search body worn video was not available for the session. 4 use of force incidents were reviewed with a thematic focus on mental health. The use of force was agreed to be appropriate and justified in 100% of the cases. Feedback provided included commendations for officer actions and considerations around wellbeing of vulnerable individuals. Members also noted that, in each case, officers had treated individuals with dignity, even in the most challenging circumstances.

Other Activity

The Gwent CJB continues to monitor and develop an understanding of the impacts of the Sentencing Act review on victims and offenders and the pressures on lead agencies and their staff in an ever-changing environment. Concerns, risks and issues will be escalated to the appropriate partnership forums at both the Wales and UK-national levels via the nominated OPCC representative on behalf of the Chair. The Board also continues to facilitate partnership engagement across the wider criminal justice reforms.

A draft Gwent CJB annual report has been agreed by the PCC for presentation and ratification at the September meeting. This is the first report under the CJB's Justice Strategy, published last year, and supports the aims within the Police, Crime and Justice Plan in terms of supporting victims and witnesses and reducing reoffending.

Draft annual reports for the OPCC's Strategic Equality Plan and Welsh Language Standards compliance have been provided to the July Strategic Management Board for the PCC's consideration and approval, prior to publication.

As part of the Public Service Board, members of the OPCC have been active participants in development of a new Gwent Climate Change Risk Assessment. This was recently released is now being considered in the 'Greener Gwent' meetings to enable estate and operational planners to understand where the key risks facing each organisation is and enable adaptation plans to be introduced.

The OPCC has participated in Gwent Police's Silver and Gold level meetings to review and address the EHRC's Code of Practice for services, public functions and associations in relation to single-sex spaces and biological sex. Significant work has been undertaken to review policies, process and practices relating to the workforce, volunteers and members of the public. This includes a complete review of facilities across the police estate, with phase one of the changes commencing in September. A longer-term plan is being developed for more complex estate changes, including redesign work at some sites.

This page is intentionally left blank

GWENT POLICE AND CRIME PANEL FORWARD WORK PROGRAMME 2026/27

Meeting Date	Items - Theme
25th September 2026	PCC Update
	Performance Qtr 1
	Budget Setting Timetable
	Police, Crime and Justice Plan Priorities Update: Making Our Communities Safer
	Welsh Language Standards Annual Report
Meeting Date	Items - Theme
11th December 2026	PCC Update
	Panel Questions to PCC (if submitted)
	Operational Context and Requirements for the Finance Strategy
	Treasury Management Update
	PCP Recorded Complaints Report (Information Item)
	Performance Qtr 2 (Information Item)
Meeting Date	Items - Theme
29th January 2027	Panel Questions to PCC (if submitted)
	Police and Crime Commissioner for Gwent's Budget Requirement and Council Tax Precept Proposal
Meeting Date	Items - Theme
19th March 2027	PCC Update
	Panel Questions to PCC (if submitted)
	Performance Qtr 3
	Police, Crime and Justice Plan Priorities Update: Protecting the Vulnerable
	Date to be confirmed
	Treasury Management Update (from December 2025)
	We Don’t Buy Crime Initiative
	Decarbonisation Report
	Serious Violence

This page is intentionally left blank

HEDDLU GWENT POLICE

Organisational Performance against the PCC Priorities

Report to the Assurance and Accountability Board

Quarter 1 2026-27

Glossary of Terms

Common Terms:

Financial Year to Date (FYTD) – This date range encompasses the first quarter of the current financial year through to the end of the latest complete quarter (in this case comprising quarter one of the 2026-27 financial year).

Percentage Points (PP) – Percentage points are used to indicate the numeric difference between two percentages. For instance, moving from 10.0% to 12.0% is an increase of two percentage points.

Solved Crimes – For the purposes of this report, a crime is considered 'solved' if it has been finalised with a criminal justice outcome (outcomes 1-8, excluding 5). This includes out of court outcomes such as community resolutions and cautions, in addition to formal charges.

Solved Rate – The solved rate for a given quarter is calculated by dividing the number of crimes which were assigned a criminal justice outcome during that quarter by the number of crimes recorded during that quarter.

Graph Elements:

Average – For the purposes of this report, this graph element is calculated based on the mean value of the eight quarters preceding quarter one of the 2026-27 financial year.

Trendline – This graph element indicates the overall direction of the data within the graph. All 12 quarters represented within the graph are taken into account.

Upper and Lower Control Limits (Upper CL and Lower CL) – These graph elements mark the points beyond which a value is considered a special case, often implying the influence of one or more abnormal external factors. The upper control limit indicates that a value is higher than would be expected, whereas the lower control control limit indicates that the given value is below the expected level.

Pillar One - Preventing Crime and ASB

1. Representative Workforce
2. Sickness Rates
3. Quarterly Summary
4. Perceptions Survey - Engagement
5. Perceptions Survey – Local Concerns and Confidence
6. Overall Crime
7. Overall Incidents
8. Anti-Social Behaviour
9. Community Action Team
10. Preventing Crime and ASB – Emerging Issues

1. Representative Workforce

Employee Type	Establishment Numbers					Gender		Ethnicity			
	Finance Budget FTE	Establishment Budget FTE	Actual FTE	Actual FTE v Establishment FTE Variance	Headcount	Female	Male	Ethnic Heritage	Not Stated	Prefer Not to Say	White
Police Officer	1506.0	1506.0	1537.7	31.7	1,551	39.9%	60.1%	3.8%	0.3%	3.4%	92.8%
Police Staff	795.8	894.3	817.8	-76.6	860	68.4%	31.6%	6.0%	34.2%	33.3%	26.5%
PCSO	144	144	140.7	-3.3	145	49.7%	50.3%	8.3%	0.0%	1.4%	90.3%
OPCC	23	23	23.3	0.3	24	70.8%	29.2%	8.3%	8.3%	0.0%	83.3%
Special Constable	0	100	0	-48	52	21.2%	78.8%	3.8%	1.9%	0.0%	94.2%
Agency Worker	0	0	0	0	7	57.1%	42.9%	0.0%	0.0%	0.0%	100.0%
Cadets	0	0	0	0	94	56.4%	43.6%	9.6%	3.2%	0.0%	87.2%
Volunteers	0	0	0	0	58	50.0%	50.0%	5.2%	67.2%	0.0%	22.4%

Number of Officers by Operational Pillar		
Crime	Neighbourhood	Response
386	197	563

These figures pertain to the numbers of Police Constables, Police Sergeants, Detective Constables, and Detective Sergeants assigned to departments within each operational pillar.

At present, 275 officers operate outside of these pillars.

Operational Overview

There is a gender disparity evident in the workforce for both officers and staff. For officers, females are under-represented by approximately 11 percentage points (females account for 51% of the population in Gwent based on the 2021 Census). However, females are overrepresented in the staff workstream area by approximately 17 percentage points. There is also a disparity in ethnic heritage representation within the workforce. According to the 2021 Census, 5.8% of the Gwent population are people of ethnic heritage. As of July 2026, 3.8% of police officers are people of ethnic heritage, whereas ethnic heritage representation in the staff workstream is higher, at 6.0%.

A representative workforce is crucial for fostering public trust, improving community relations and enhancing operational effectiveness. It is vitally important that Gwent Police mirrors the diversity of the community it serves, in order to better understand and address the unique needs and concerns of all residents. This can lead to greater public confidence in approaching officers for help, reporting incidents, or providing valuable information, as well as creating opportunities to build cohesion and forge stronger relationships. It is also important to recognise that officers from diverse backgrounds may be better equipped to handle specific situations involving vulnerable individuals or specific groups.

The force is organised into three operational pillars – Crime, Neighbourhood, and Response. There are currently 386 officers working within the Crime Pillar, 197 within the Neighbourhood Pillar, and 563 within the Response Pillar. This operating model has been designed to influence how the force works together to improve trust and confidence. Removing geographic barriers puts the community at the heart of everything the force does, working as one team to deliver on issues that matter to people. The model offers opportunities to bring consistency of approach to communities irrespective of the pillar or area of the force, notwithstanding local nuances which will require a tailored delivery dependent upon their needs.

The data on this slide is accurate as of July 2026. The Establishment Budget for Special Constables is a target headcount.

2. Sickness Rates

Officer Sickness Rate

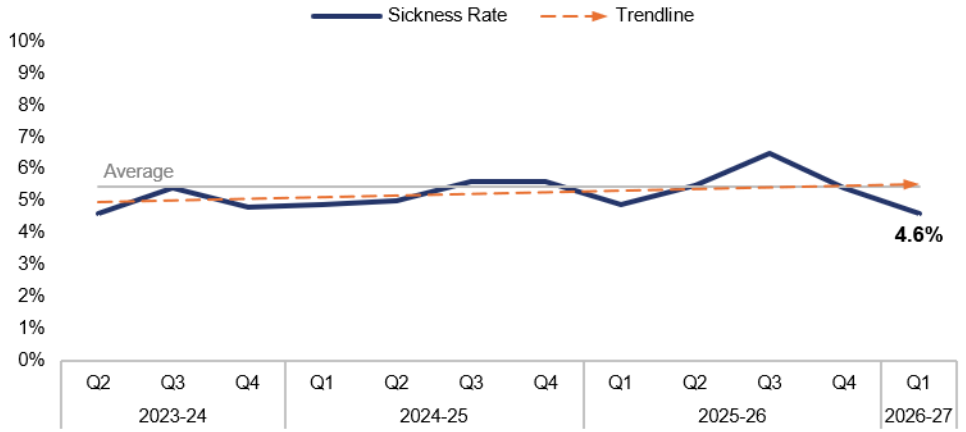

Financial Year	22-23	23-24	24-25	25-26	FYTD	26-27	Quarter	Q4 25-26	Q1 25-26
Sickness Rate	4.7%	4.8%	5.3%	5.6%	Sickness Rate	4.6%	PP Change	-0.8pp	-0.3pp

Staff Sickness Rate

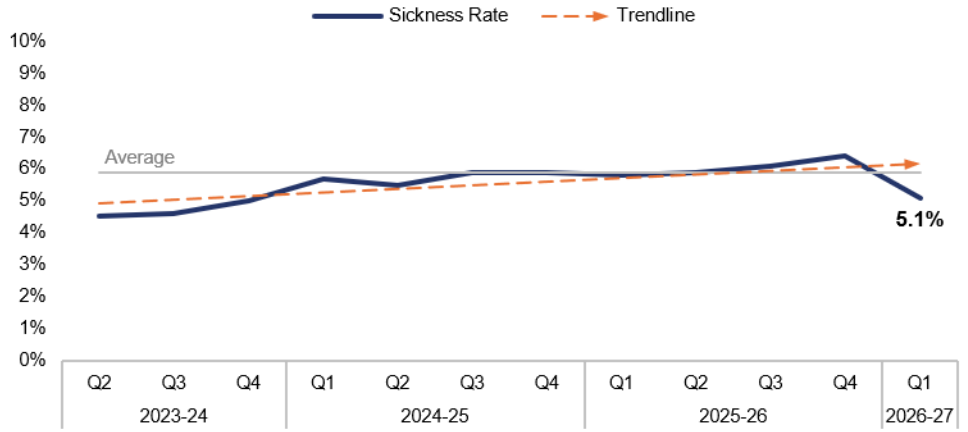

Financial Year	22-23	23-24	24-25	25-26	FYTD	26-27	Quarter	Q4 25-26	Q1 25-26
Sickness Rate	4.9%	4.4%	5.7%	6.0%	Sickness Rate	5.1%	PP Change	-1.3pp	-0.7pp

Operational Overview

During the first quarter of the 2026-27 financial year (Q1 2026-27), the sickness rate for police officers within the force stood at 4.6%. This is the joint-lowest quarterly figure within the three-year timeframe, representing a reduction of 0.8 percentage points when compared to the quarter prior, and of 0.3 percentage points when compared to the same quarter during the previous financial year.

The police staff sickness rate for the same period stands at 5.1%. This represents a reduction of 1.3 percentage points when compared to the quarter prior, and of 0.7 percentage points when compared to the same quarter during the previous financial year.

In this context, the sickness rate is calculated by dividing the number of individuals who have taken a day or more of sick leave during the given period by the overall establishment figure for that group.

3. Quarterly Summary

Q1 2026-27 - Crime Volume and Solved Rate by Crime Category		
Crime Category	Volume	Solved Rate
-	8	12.5%
All Other Theft	920	3.8%
Bicycle Theft	66	3.0%
Commercial Burglary	256	7.8%
Criminal Damage & Arson	1,771	6.6%
Drug Offences	377	58.4%
Homicide	6	83.3%
Misc Crimes Against Society	566	19.3%
Other Sexual Offences	424	14.2%
Possession Of Weapons	148	31.8%
Public Order Offences	1,956	6.9%
Rape	179	8.4%
Residential Burglary	385	7.3%
Robbery	129	13.2%
Shoplifting	1,147	33.4%
Theft From The Person	36	5.6%
Vehicle Crime	821	2.2%
Violence With Injury	1,691	16.0%
Violence Without Injury	4,555	8.0%
Total	15,441	12.0%

Crime Volumes in Red and Solved Rates in Green are above the eight-quarter rolling average.

4. Perceptions Survey – Engagement

To what extent do you agree or disagree there is a strong sense of community in your area?

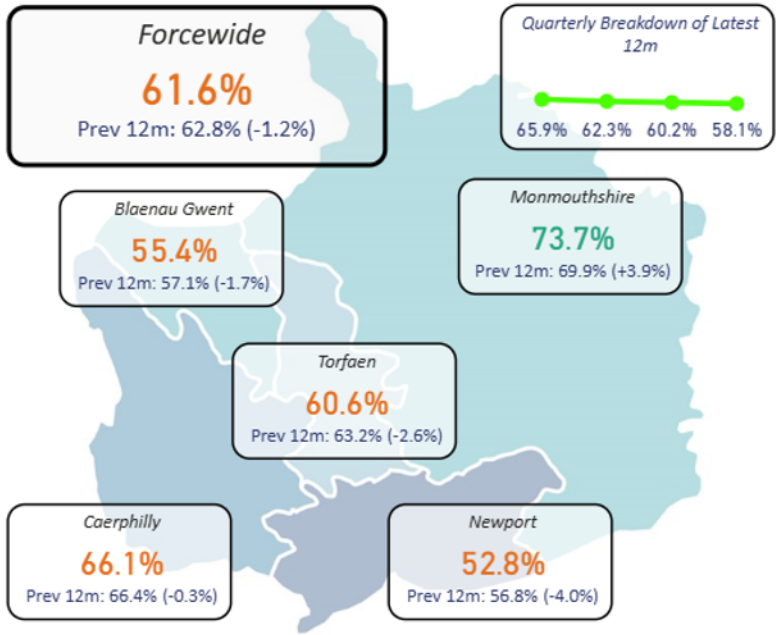

1. Values in red denote a reduction and green and increase in positive perception
2. Comparison is Vs Previous non overlapping period e.g. 12m to Mar 2026 Vs 12m to Mar 2025

Asian Ethnicity
54.5%
Prev 12m: 46.9%

Black Ethnicity
65.2%
Prev 12m: 92.9%

Mixed Ethnicity
39.3%
Prev 12m: 50.5%

Other & White Minority
65.6%
Prev 12m: 64.3%

White Ethnicity
61.9%
Prev 12m: 63.1%

Disability - Yes
58.8%
Prev 12m: 62.2%

Disability - No
62.6%
Prev 12m: 63.5%

Forcewide Agree
42.7%
Prev 12m: 38.4%
(+4.3%)

Forcewide Disagree
50.8%
Prev 12m: 56.8%
(-6.0%)

Overall, how well informed do you feel about what Gwent Police is doing in your local area? (Rolling 12m)

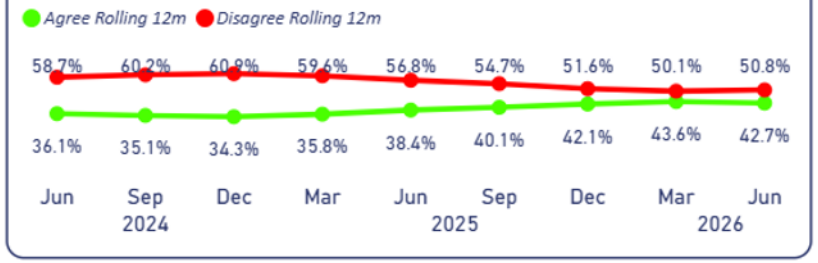

I Have Trust In Gwent Police (Rolling 12m)

When thinking about Gwent Police, to what extent do you agree that...?

5. Perceptions Survey – Local Concerns and Confidence

Local Concerns

Percentage of people who feel Crime and ASB is a problem in their area

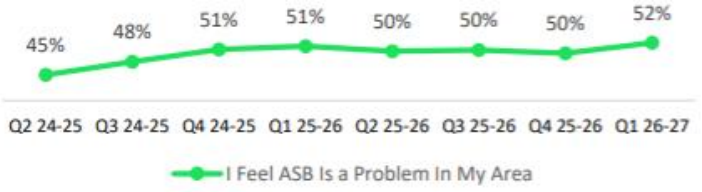

In the 12 months to Q1 2026-27, 52% of residents perceive crime and ASB to be a problem (12 month rolling quarterly trend above). This perception is at it's highest in Blaenau Gwent (where 70% agreed) and at it's lowest in Monmouthshire where 39% of respondents felt this way.

In the 12 months to Q1 2026-27, 29% of respondents said they felt unsafe at night (12 month rolling quarterly trend below). This perception is at it's highest in Blaenau Gwent (where 37% agreed) and at it's lowest in Monmouthshire where 20% of respondents felt this way.

How safe do you feel in your local area during the night?

Overall Confidence

The final question in the survey asks: - Please say how much you agree or disagree with the following statement about the police in your local area: Taking everything into account I have confidence in the police in this area.

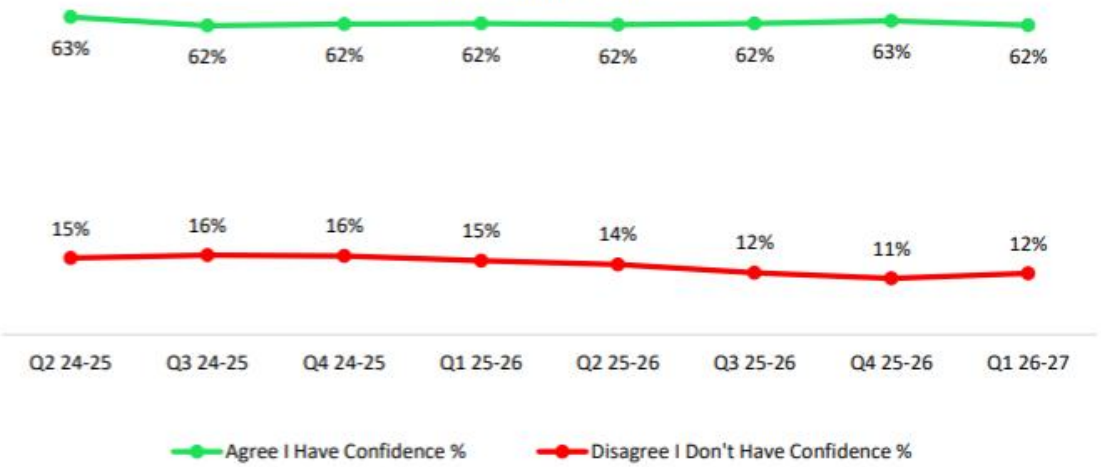

Rolling 12 months Confidence in Gwent Police

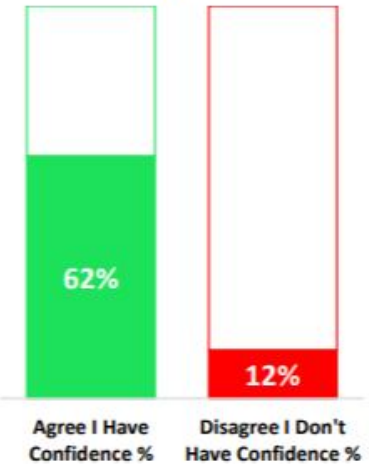

In the 12 months to Q1 2026-27, 62% of respondents said they agreed they had confidence in Gwent Police (Left). This perception is at it's highest in Monmouthshire (where 67% agreed) and at it's lowest in Blaenau Gwent where 55% of respondents felt this way. (Above) There is a downward trend in overall confidence in Gwent Police over the last eight quarters (Rolling 12 months to quarter).

6. Overall Crime

Overall Crime Volume

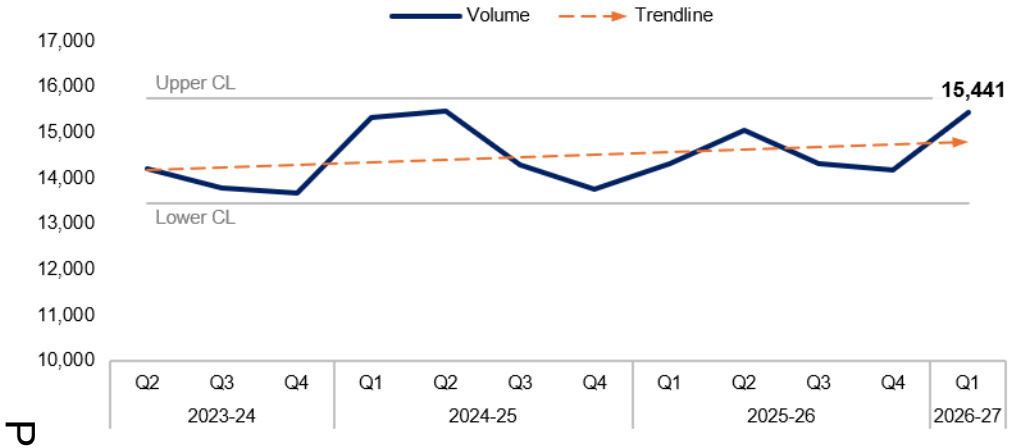

Financial Year	22-23	23-24	24-25	25-26	FYTD	26-27	Quarter	Q4 25-26	Q1 25-26
Volume	57,885	56,896	58,850	57,824	Volume	15,441	% Change	8.9%	7.9%

Overall Crime Solved Rate

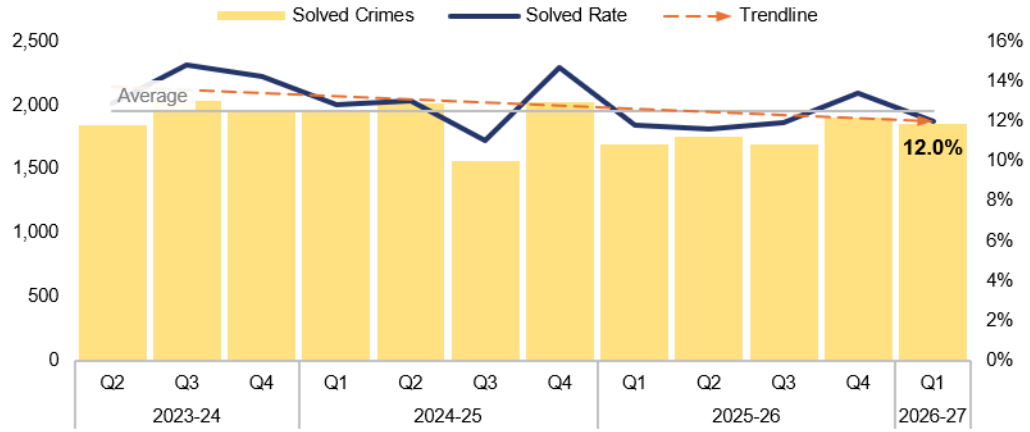

Financial Year	22-23	23-24	24-25	25-26	FYTD	26-27	Quarter	Q4 25-26	Q1 25-26
Solved Rate	9.7%	13.1%	12.8%	12.2%	Solved Rate	12.0%	PP Change	-1.4pp	0.2pp

Operational Overview

Overall, 15,441 crimes were recorded in Gwent during Q1 2026-27. This represents an increase of 8.9% (1,258 additional offences) when compared to the quarter prior, and a similar increase of 7.9% (1,137 additional offences) when compared to the same quarter during the previous financial year.

The overall solved rate for Q1 2026-27 stands at 12.0%, with 1,850 crimes solved. This is a reduction of 1.4 percentage points when compared to the quarter prior, with 50 fewer crimes solved. Conversely, a slight increase of 0.2 percentage points can be observed when comparing Q1 2026-27 to the same quarter during the previous financial year, with 155 additional crimes solved.

7. Overall Incidents

Overall Incident Volume

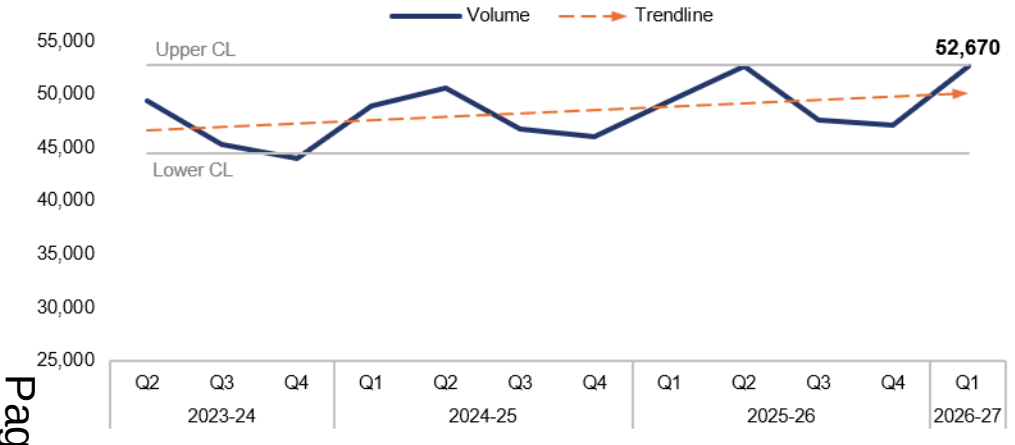

Financial Year	22-23	23-24	24-25	25-26	FYTD	26-27	Quarter	Q4 25-26	Q1 25-26
Volume	170,356	188,434	192,239	196,826	Volume	52,670	% Change	11.7%	6.6%

Crimed Incident Comparison

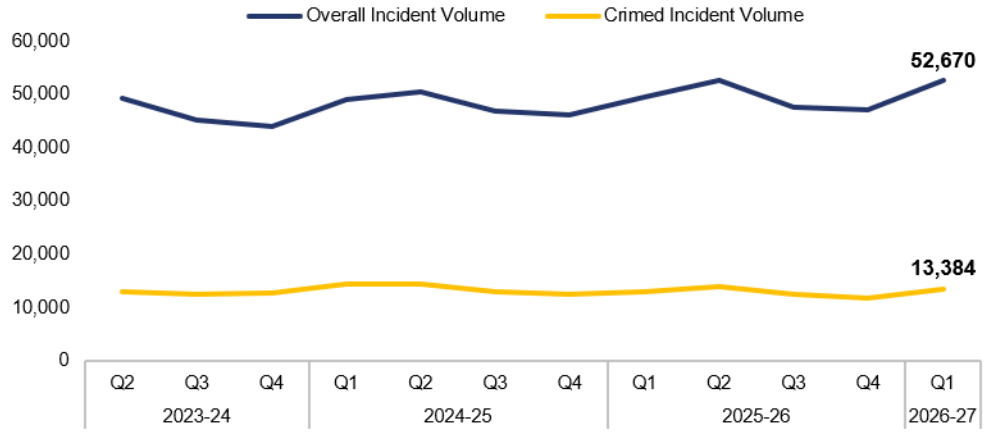

Financial Year	22-23	23-24	24-25	25-26	FYTD	26-27	Quarter	Q4 25-26	Q1 25-26
% Crimed	28.8%	27.2%	28.0%	25.9%	% Crimed	25.4%	PP Change	0.4pp	-1.0pp

Operational Overview

Overall, 52,670 incidents were reported during Q1 2026-27. This represents an increase of 11.7% (5,534 additional incidents) when compared to the quarter prior, and of 6.6% (3,244 additional incidents) when compared to the same quarter during the previous financial year.

Of the 52,670 incidents reported during Q1 2026-27, 13,384 were assigned a crime category, or 'crimed'. This accounts for 25.4% of all incidents reported during the quarter, representing an increase of 0.4 percentage points when compared to the quarter prior. Conversely, a reduction of 1.0 percentage point can be observed when comparing Q1 2026-27 to the same quarter during the previous financial year.

Additional crimes can be created independently of incidents, accounting for the discrepancy between the number of crimed incidents and the overall crime volume for the quarter.

8. Anti-Social Behaviour

Anti-Social Behaviour Volume

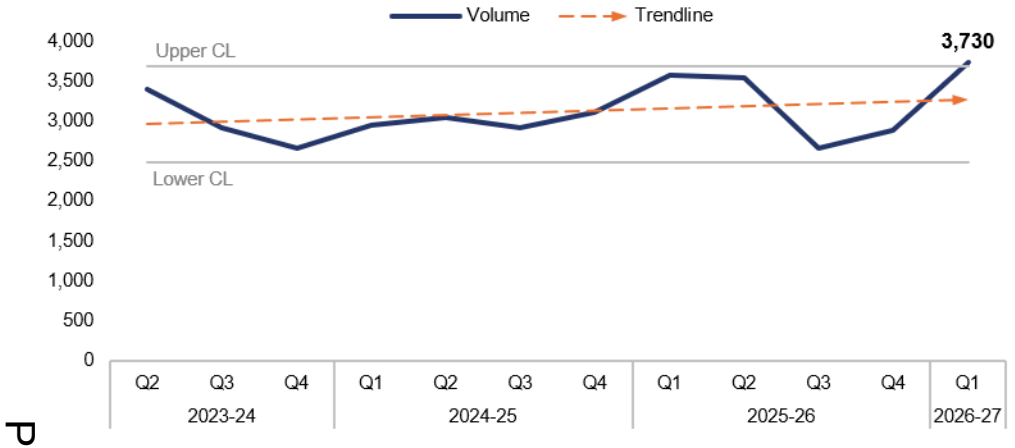

Financial Year	22-23	23-24	24-25	25-26
Volume	10,594	12,500	11,999	12,649

FYTD	26-27
Volume	3,730

Quarter	Q4 25-26	Q1 25-26
% Change	29.2%	4.5%

Anti-Social Behaviour Volume by Local Authority Area

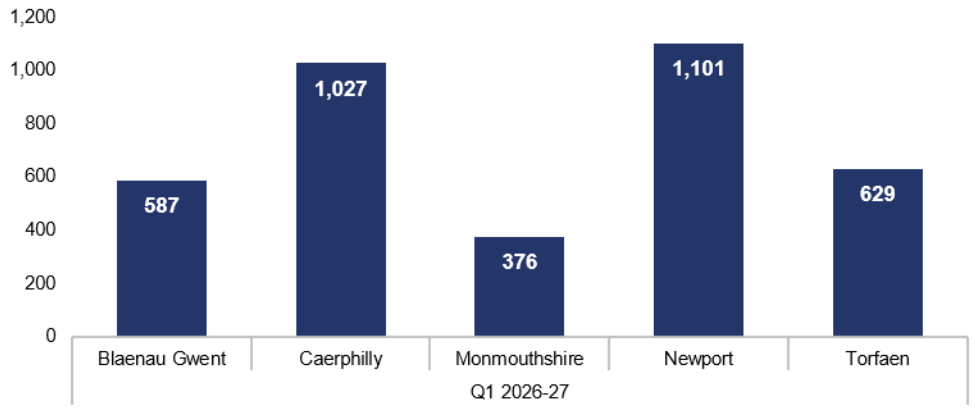

Local Authority Area	Blaenau Gwent	Caerphilly	Monmouthshire	Newport	Torfaen
% of Total	15.7%	27.5%	10.1%	29.5%	16.9%

Operational Overview

A total of 3,730 incidents classified as Anti-Social Behaviour (ASB) were reported during Q1 2026-27. This is the highest quarterly figure within the three-year timeframe, exceeding the upper control limit and representing an increase of 29.2% (842 additional incidents) when compared to the quarter prior. A less prominent increase of 4.5% (162 additional incidents) can be observed when comparing Q1 2026-27 to the same quarter during the previous financial year.

The upper-right graph displays ASB incident volume during Q1 2026-27 by Local Authority Area. The highest volume of incidents were reported in Newport, accounting for 29.5% of the force-wide total with 1,101 incidents. Conversely, the lowest volume of incidents were reported in Monmouthshire, comprising 10.1% of the force-wide total with 376 incidents.

The force's ASB Action Plan went live during Q1 2026-27, meeting the requirements of the Neighbourhood Policing Guarantee. The plan centres around increased visibility and patrols in city and town centres, increasing the use and application of ASB powers, enhancing partnership arrangements, identifying prevention opportunities, and further engagement with communities.

The force has sought to tackle ASB in Newport City Centre by launching Operation Krypton, a coordinated multi-agency crackdown combining high visibility patrols with daily joint tasking arrangements to target repeat offenders, street drinking, and shoplifting, as well as hot spot areas including the bus station and High Street.

During Q1 2026-27, 10 ASB incidents were reported as having taken place outside of the force area, and have therefore been omitted from the Local Authority Area comparison.

9. Community Action Team

Community Action Team Activity – Q1 2026-27					
Metric	**Abersychan & Blaenavon Team**	**Bargoed Team**	**Bettws Team**	**Ebbw Vale Team**	**Overall**
Offences Recorded	**20**	**16**	**20**	**15**	**71**
Solved Rate	**25.0%**	**43.8%**	**50.0%**	**60.0%**	**43.7%**
Arrests Made	**14**	**6**	**20**	**14**	**54**
Stop Searches Performed	**16**	**13**	**27**	**12**	**68**
Vehicles Seized	**11**	**6**	**10**	**14**	**41**

Operational Overview

The Community Action Team (CAT) were deployed in Abersychan & Blaenavon, Bargoed, Bettws, and Ebbw Vale between the ninth of February 2026 and the eight of June 2026. On the ninth of June, the Abersychan & Blaenavon team moved to Llantarnam, the Bargoed team moved to Llansbury Park, the Bettws team moved to Maesglas & Duffryn, and the Ebbw Vale team moved to Lliswerry. During Q1 2026-27, the teams made a total of 54 arrests and seized 41 vehicles, primarily due to them being used or ridden in an anti-social manner. They also achieved a solved rate of 43.7% for crime investigations.

As of the first of July, all CAT teams were temporarily redeployed to Newport for a period of six weeks.

CAT continues to provide a visible, intelligence-led capability that balances robust enforcement with meaningful community engagement in support of the local neighbourhood policing teams. Their proactive work has been (and continues to be) well received by local communities, elected members, and partner agencies, which reinforces public confidence.

10. Preventing Crime and ASB – Emerging Issues

Operational Overview

To address the topic of visibility and overarching commitment to the Neighbourhood Policing Guarantee, the force continues to produce monthly IR3 telematics which capture neighbourhood officer footfall, in hours, within town centre areas. This is monitored via monthly governance arrangements. The force continues to commit to Newport City Centre's City Safe initiative through increased visible resourcing, Operation Vigilant (which continues to focus on VAWG and public space safety), and through the proactive management of prolific offenders via Operation Krypton.

Membership for the messaging alert system Neighbourhood Matters continues to expand, with over 7,000 members having joined the programme. Q1 2026-27 also saw 1,065 engagements recorded by neighbourhood teams across the force area.

A total of 994 school engagements were undertaken as part of the Safer Schools Programme during Q1 2026-27, with 47.7% of these conducted in person.

The 'We Don't Buy Crime' team continued to support their colleagues by conducting numerous crime prevention activities and events throughout the quarter. These included several bike marking schemes. They have also been engaging with rural communities via the Rural Crime Team.

The continued use of electric bikes and scooters for criminal and ASB purposes presents a significant demand for neighbourhood policing teams, but this is a challenge which the teams are keen to meet head-on. There has been considerable success throughout Q1 2026-27 in relation to seizures and subsequent criminal investigations undertaken by both neighbourhood and CAT officers, which has been shared widely via social media platforms. The force utilises a suite of tactics to address this issue, including the increasing use of drones and fixed wing aircraft, in addition to covert approaches.

Pillar Two - Making Our Communities Safer

1. 999 Demand
2. 101 Demand
3. 999 and 101 Average Answer Speed
4. Response Times
5. Most Serious Violence
6. Serious Violence
7. Knife Crime
8. Overall Drug Offences
9. Drug Possession
10. Drug Supply
11. Shoplifting
12. Residential Burglary
13. Robbery
14. Theft from the Person
15. Making Our Communities Safer – Emerging Issues

1. 999 Demand

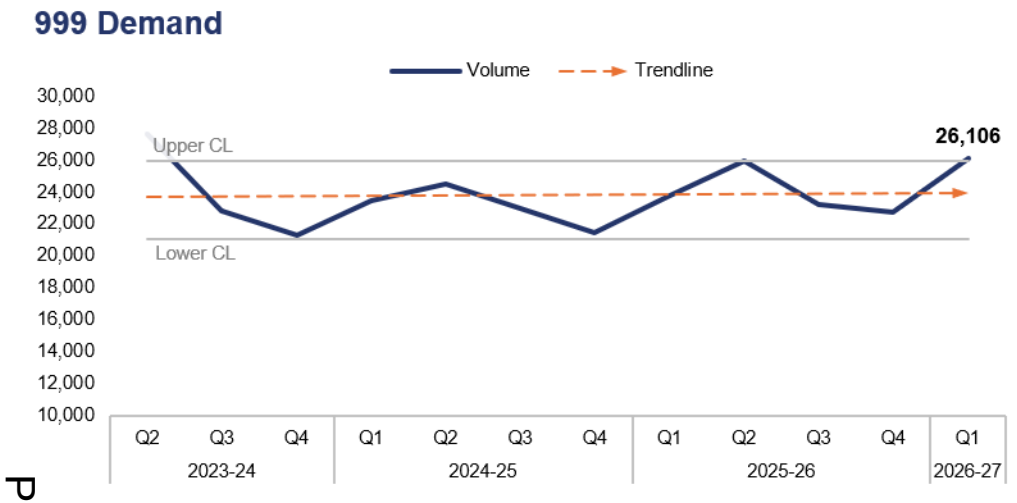

Financial Year	22-23	23-24	24-25	25-26	FYTD	26-27	Quarter	Q4 25-26	Q1 25-26
Volume	99,891	100,469	92,275	95,678	Volume	26,106	% Change	14.8%	9.7%

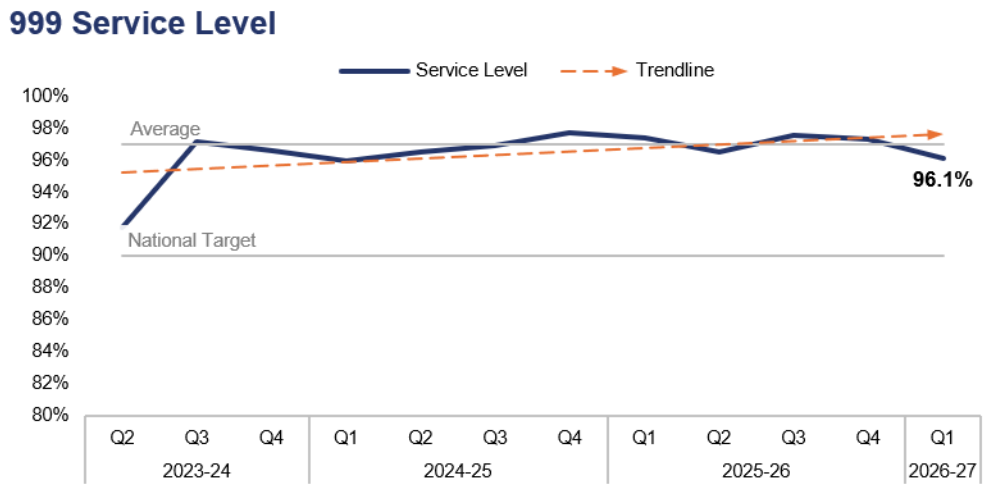

Financial Year	22-23	23-24	24-25	25-26	FYTD	26-27	Quarter	Q4 25-26	Q1 25-26
Service Level	85.7%	92.4%	97.0%	97.2%	Service Level	96.1%	PP Change	-1.2pp	-1.3pp

Operational Overview

999 demand has risen by 14.8% during Q1 2026-27 when compared to the quarter prior, exceeding the upper control limit with 3,357 additional calls received for a total of 26,106. An increase of 9.7% (2,314 additional calls) can be observed when comparing Q1 2026-27 to the same quarter during the previous financial year.

999 service level (the percentage of 999 calls answered within 10 seconds) stands at 96.1% for Q1 2026-27. This represents a reduction of 1.2 percentage points when compared to the quarter prior, and a similar reduction 1.3 percentage points when compared to the same quarter during the previous financial year. Despite these reductions, 999 service level remains above the national target of 90%, as it has done for the last twelve consecutive quarters.

2. 101 Demand

101 Demand (All Connections)

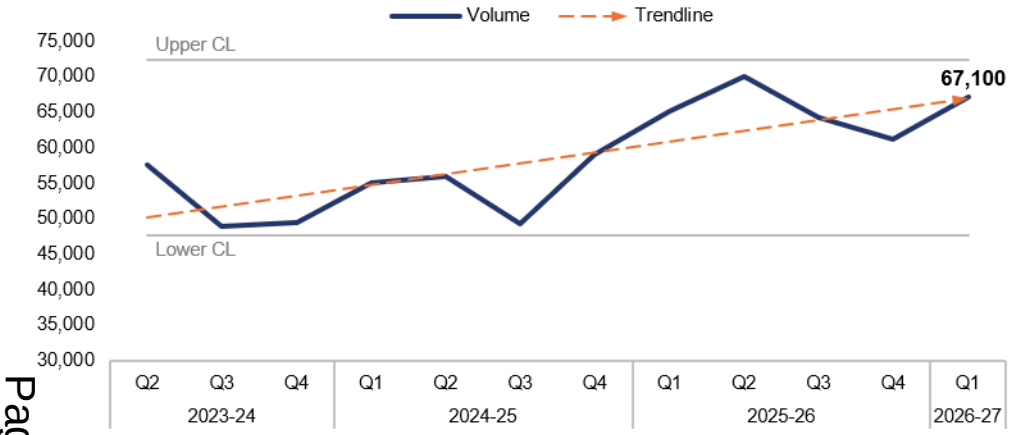

Financial Year	22-23	23-24	24-25	25-26	FYTD	26-27	Quarter	Q4 25-26	Q1 25-26
Volume	220,342	213,356	219,010	260,582	Volume	67,100	% Change	9.8%	2.9%

101 Abandonment Rate

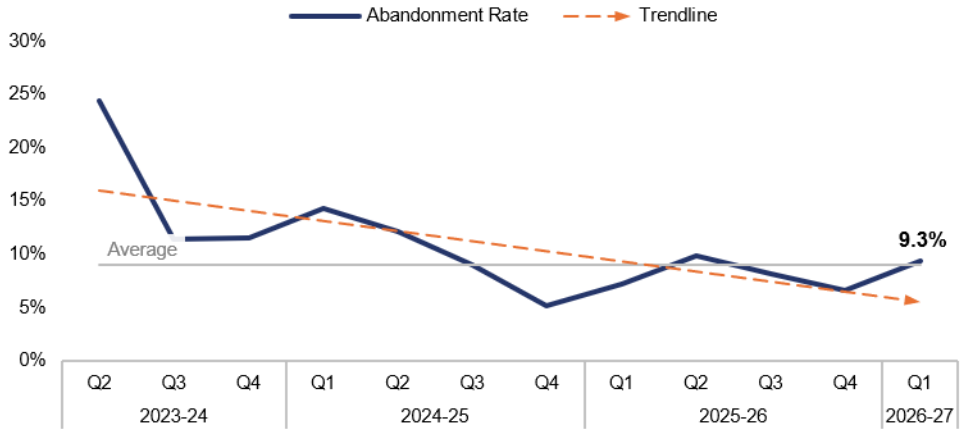

Financial Year	22-23	23-24	24-25	25-26	FYTD	26-27	Quarter	Q4 25-26	Q1 25-26
Abandonment Rate	36.3%	19.5%	9.1%	8.0%	Abandonment Rate	9.3%	PP Change	2.7pp	2.1pp

Operational Overview

101 demand (all connections) has risen by 9.8% during Q1 2026-27 when compared to the quarter prior, with 5,971 additional calls received for a total of 67,100. A less prominent increase of 2.9% (1,887 additional calls) can be observed when comparing Q1 2026-27 to the same quarter during the previous financial year.

The abandonment rate for 101 calls during Q1 2026-27 was 9.3%. This is an increase of 2.7 percentage points when compared to the quarter prior, and of 2.1 percentage points when compared to the same quarter during the previous financial year.

The 101 abandonment rate figure is calculated based on call options one and two only, which pertain to new incidents and incident updates respectively.

3. 999 and 101 Average Answer Speed

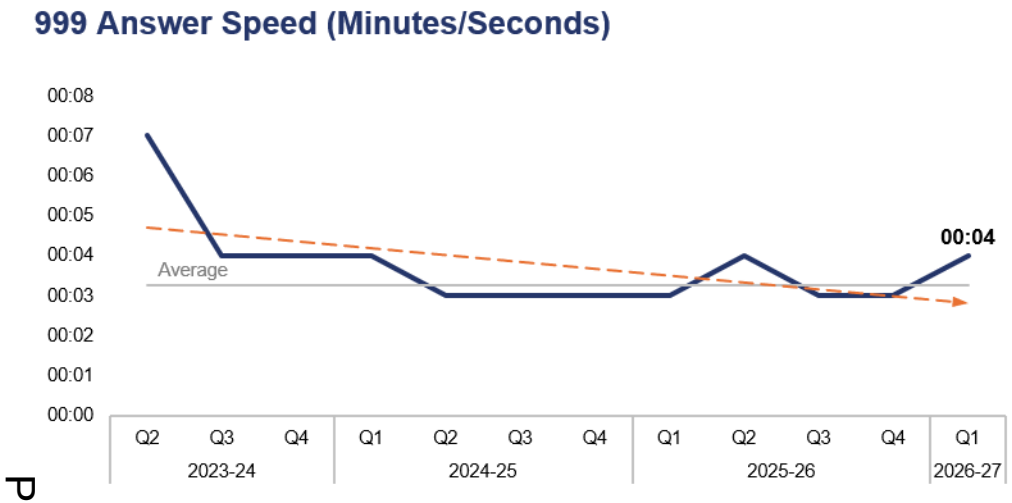

Financial Year	22-23	23-24	24-25	25-26	FYTD	26-27	Quarter	Q4 25-26	Q1 25-26
Answer Speed	00:11	00:06	00:04	00:03	Answer Speed	00:04	Change	00:01	00:01

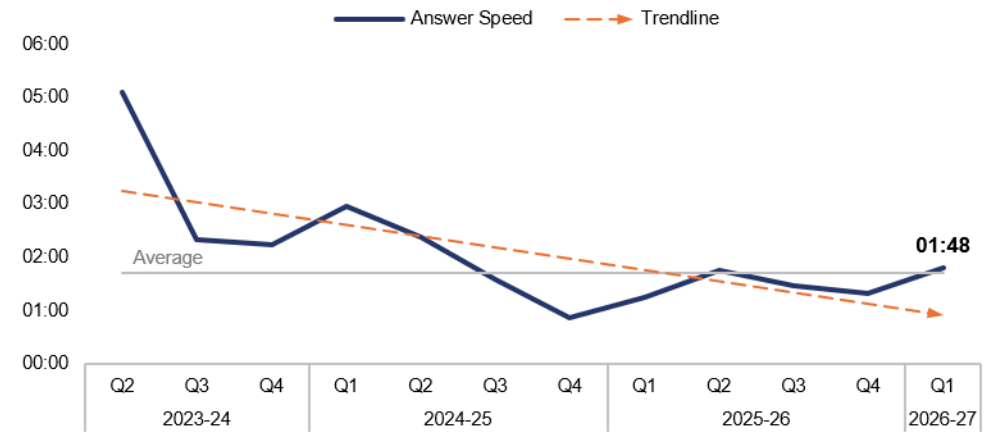

Financial Year	22-23	23-24	24-25	25-26	FYTD	26-27	Quarter	Q4 25-26	Q1 25-26
Answer Speed	08:01	03:59	01:43	01:27	Answer Speed	01:48	Change	00:29	00:33

Operational Overview

The average answer speed for 999 calls during Q1 2026-27 was four seconds. This is an increase of one second when compared to both the quarter prior and same quarter during the previous financial year.

The average answer speed for 101 calls during Q1 2026-27 was one minute and 48 seconds. This represents an increase of 29 seconds when compared to the quarter prior, and a similar increase of 33 seconds when compared to the same quarter during the previous financial year.

The 101 average answer speed figure is calculated based on call options one and two only, which pertain to new incidents and incident updates respectively.

4. Response Times

Emergency Response Compliance

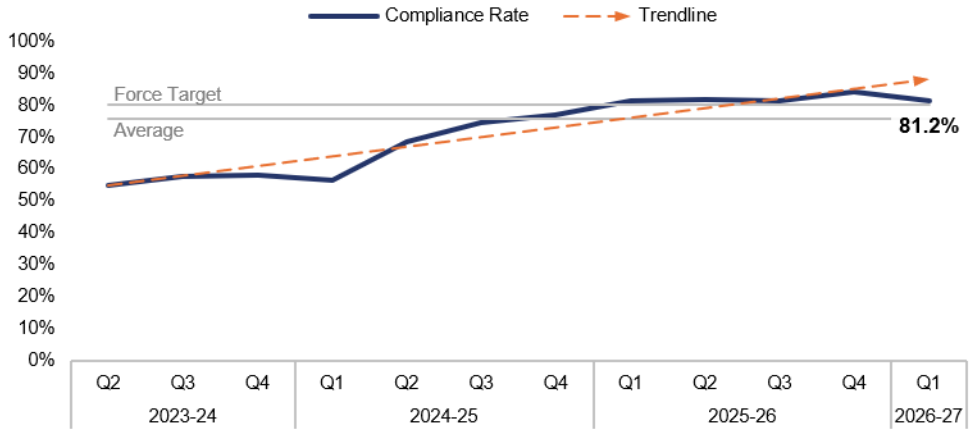

Financial Year	22-23	23-24	24-25	25-26	FYTD	26-27	Quarter	Q4 25-26	Q1 25-26
Compliance Rate	47.0%	55.4%	68.7%	85.2%	Compliance Rate	81.2%	PP Change	-3.0pp	-0.2pp

Priority Response Compliance

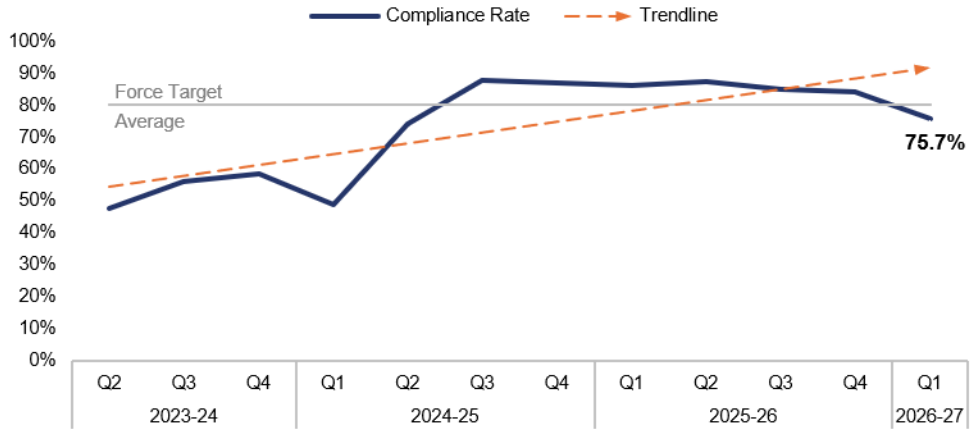

Financial Year	22-23	23-24	24-25	25-26	FYTD	26-27	Quarter	Q4 25-26	Q1 25-26
Compliance Rate	32.3%	50.0%	74.5%	87.2%	Compliance Rate	75.7%	PP Change	-8.2pp	-10.5pp

Operational Overview

Based on the target arrival time of 15 minutes, the emergency create-to-arrival compliance rate for Q1 2026-27 stands at 81.2%. This is a reduction of 3.0 percentage points when compared to the quarter prior, and a slight reduction of 0.2 percentage points when compared to the same quarter during the previous financial year. The compliance rate has now exceeded the force target of 80.0% for a fifth consecutive quarter.

Based on the target arrival time of 60 minutes, the priority create-to-arrival compliance rate for Q1 2026-27 stands at 75.7%. This is a reduction of 8.2 percentage points when compared to the quarter prior, and a further reduction of 10.5 percentage points when compared to the same quarter during the previous financial year. The compliance rate has fallen below the force target of 80.0% for the first time since Q2 2024-25.

In this context, 'create-to-arrival' refers to the time elapsed between the creation of a Storm Log for a given incident, and the arrival of officers at the scene.
The above figures include regraded incidents, in which the target response time has been amended based on the receipt of new information which has altered the risk assessment and therefore the response grade of the incident in question. This includes instances where the risk has increased, thus the response grade has been elevated, and likewise instances where the risk has decreased. This increased accuracy has been facilitated by recent improvements in the force's reporting systems.

5. Most Serious Violence

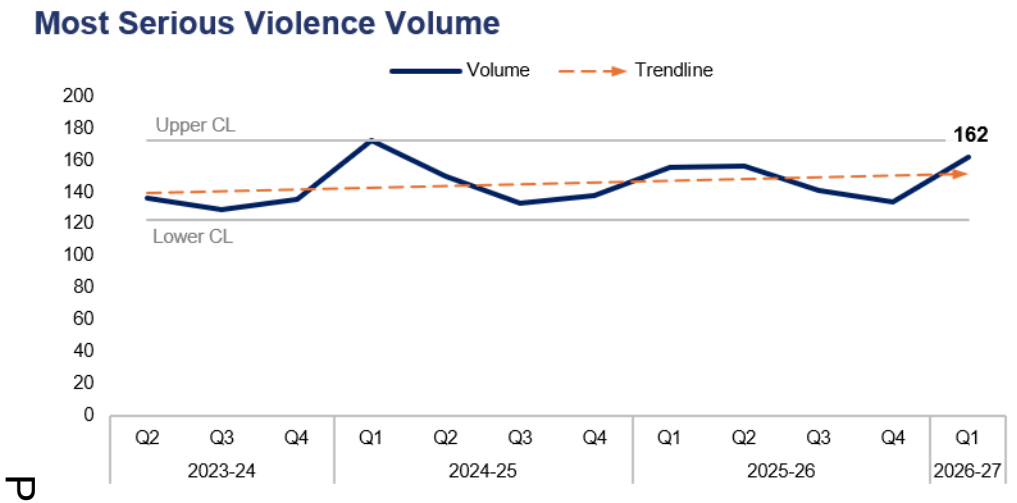

Financial Year	22-23	23-24	24-25	25-26	FYTD	26-27	Quarter	Q4 25-26	Q1 25-26
Volume	474	516	593	586	Volume	162	% Change	20.9%	4.5%

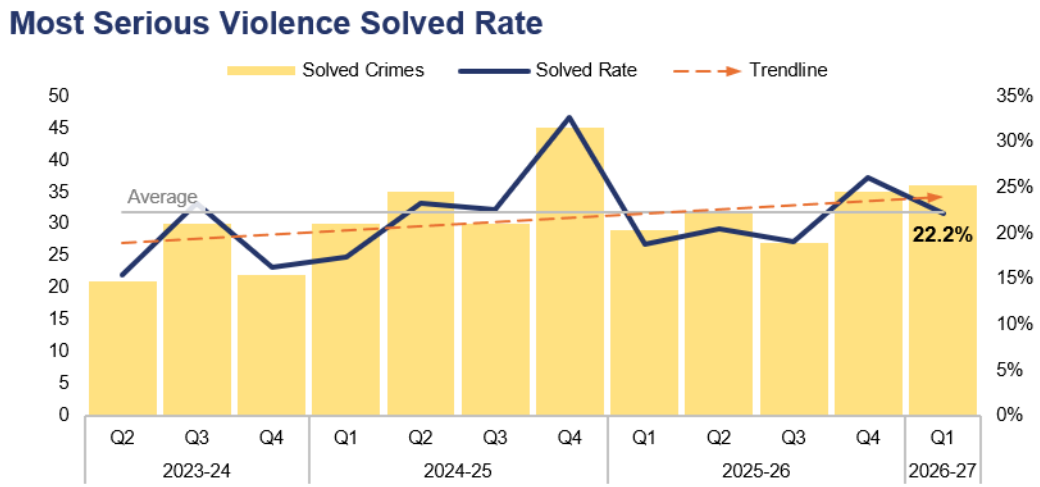

Financial Year	22-23	23-24	24-25	25-26	FYTD	26-27	Quarter	Q4 25-26	Q1 25-26
Solved Rate	18.8%	19.0%	23.6%	21.0%	Solved Rate	22.2%	PP Change	-3.9pp	3.5pp

Operational Overview

A total of 162 crimes classified as Most Serious Violence were recorded during Q1 2026-27. This represents an increase of 20.9% (28 additional offences) when compared to the quarter prior, and a less prominent increase of 4.5% (seven additional offences) when compared to the same quarter during the previous financial year.

The solved rate for Q1 2026-27 stands at 22.2%, with 36 crimes solved. This represents a reduction of 3.9 percentage points when compared to the quarter prior, albeit with one additional crime solved. Conversely, an increase of 3.5 percentage points can be observed when comparing Q1 2026-27 to the same quarter during the previous financial year, with seven additional crimes solved.

Most Serious Violence offences consist of homicide, grievous bodily harm with intent, and causing death by dangerous driving.

6. Serious Violence

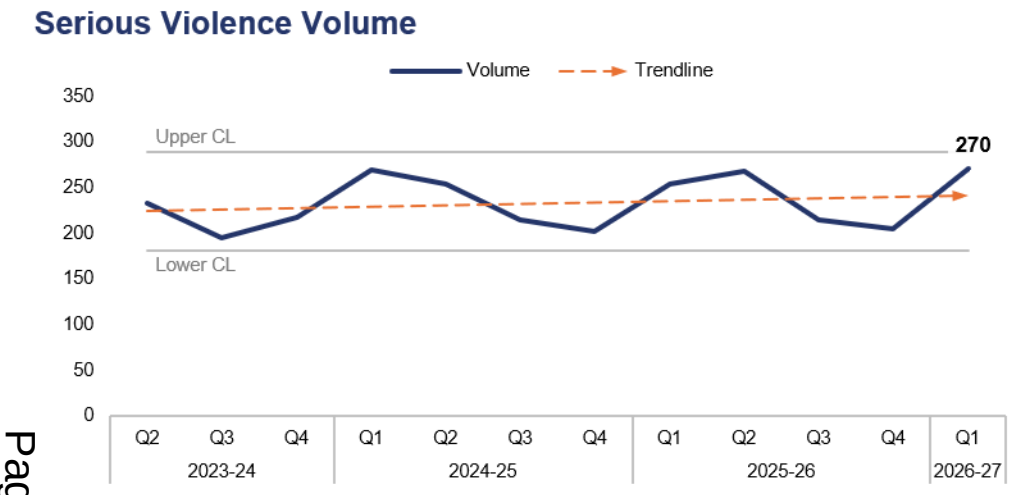

Financial Year	22-23	23-24	24-25	25-26	FYTD	26-27	Quarter	Q4 25-26	Q1 25-26
Volume	844	829	939	939	Volume	270	% Change	32.4%	6.3%

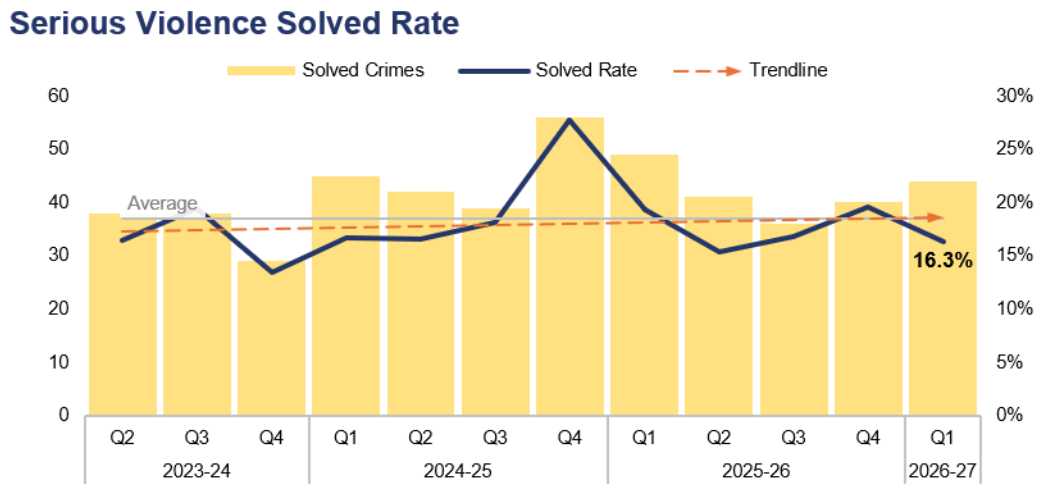

Financial Year	22-23	23-24	24-25	25-26	FYTD	26-27	Quarter	Q4 25-26	Q1 25-26
Solved Rate	15.6%	17.1%	19.4%	17.7%	Solved Rate	16.3%	PP Change	-3.3pp	-3.0pp

Operational Overview

Overall, 270 crimes classified as Serious Violence were recorded during Q1 2026-27. This represents a notable increase of 32.4% (66 additional offences) when compared to the quarter prior, and a less prominent increase of 6.3% (16 additional offences) when compared to the same quarter during the previous financial year.

The solved rate for Q1 2026-27 stands at 16.3%, with 44 crimes solved. This is a reduction of 3.3 percentage points when compared to the quarter prior, albeit with four additional crimes solved. A similar reduction of 3.0 percentage points can be observed when comparing Q1 2026-27 to the same quarter during the previous financial year, with five fewer crimes solved.

Serious Violence offences consist of section 18 grievous bodily harm with intent, section 20 malicious wounding without intent, and personal robbery.

7. Knife Crime

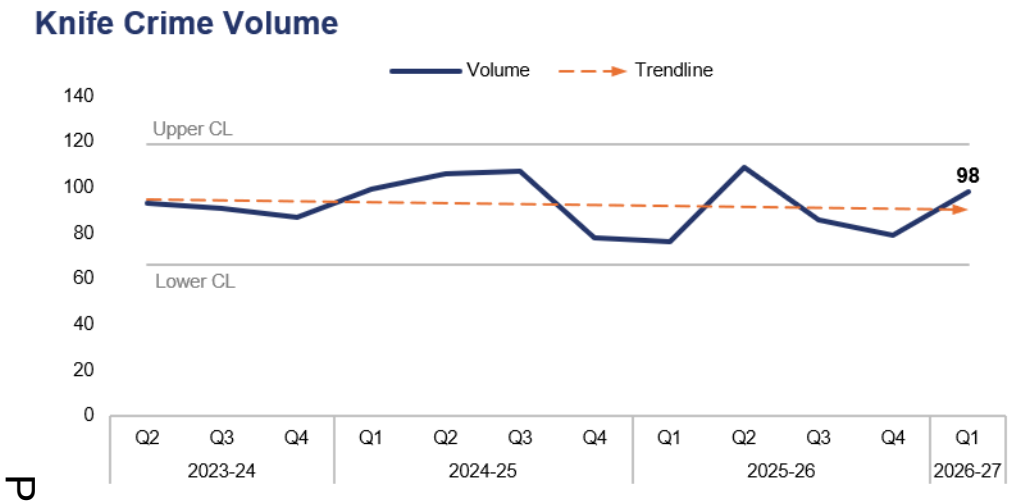

Financial Year	22-23	23-24	24-25	25-26	FYTD	26-27	Quarter	Q4 25-26	Q1 25-26
Volume	370	359	390	350	Volume	98	% Change	24.1%	28.9%

Operational Overview

A total of 98 offences recorded during Q1 2026-27 were classified as knife crimes, as defined by the Home Office's National Data Quality Improvement Service (NDQIS) reporting system. This represents an increase of 24.1% (19 additional offences) when compared to the quarter prior, and a further increase of 28.9% (22 additional offences) when compared to the same quarter during the previous financial year.

During Q1 2026-27, 120 stop searches were undertaken on knife or bladed weapon type grounds. These resulted in an overall find rate of 19.2%, with 23 items found.

In accordance with NDQIS reporting criteria, Possession of a Weapon and Homicide offences have been excluded from this dataset.

8. Overall Drug Offences

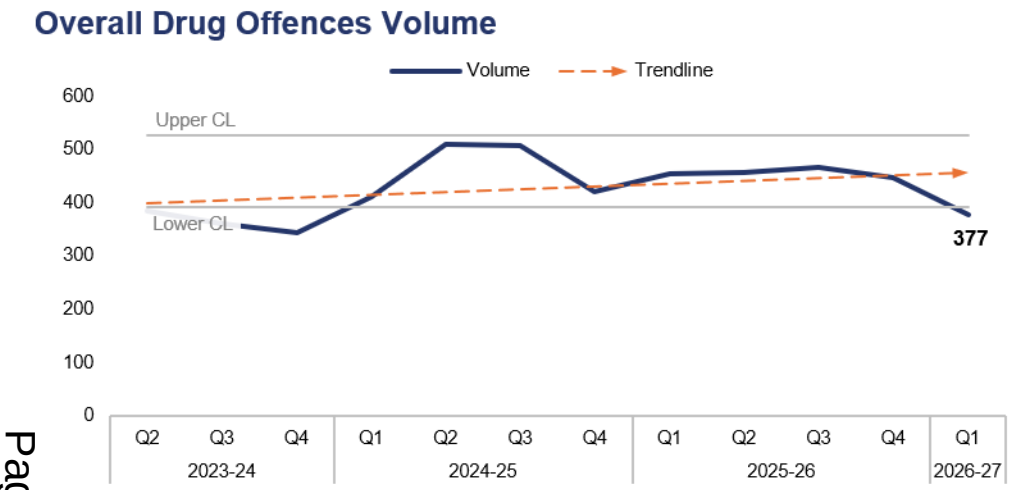

Financial Year	22-23	23-24	24-25	25-26	FYTD	26-27	Quarter	Q4 25-26	Q1 25-26
Volume	1,295	1,410	1,846	1,824	Volume	377	% Change	-15.7%	-17.1%

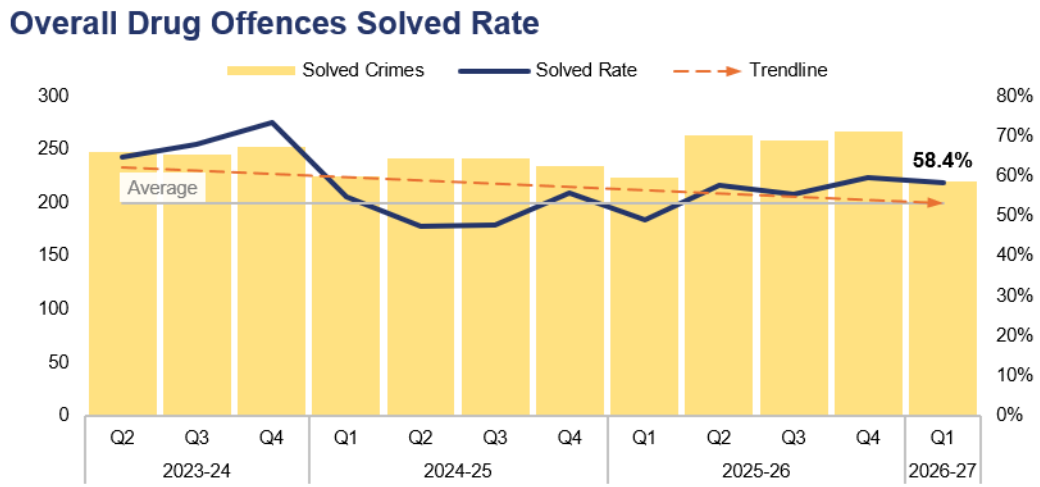

Financial Year	22-23	23-24	24-25	25-26	FYTD	26-27	Quarter	Q4 25-26	Q1 25-26
Solved Rate	54.7%	64.8%	51.0%	55.4%	Solved Rate	58.4%	PP Change	-1.3pp	9.4pp

Operational Overview

The number of crimes classified as Drug Offences fell below the lower control limit during Q1 2026-27, with 377 recorded. This represents a reduction of 15.7% (70 fewer offences) when compared to the quarter prior, and a further reduction of 17.1% (78 fewer offences) when compared to the same quarter during the previous financial year.

The solved rate for Q1 2026-27 stands at 58.4%, with 220 crimes solved. This is a reduction of 1.3 percentage points when compared to the quarter prior, with 47 fewer crimes solved. Conversely, an increase of 9.4 percentage points can be observed when comparing Q1 2026-27 to the same quarter during the previous financial year, albeit with three fewer crimes solved.

The number of offences relating to the importation of drugs fell by 36.8% during Q1 2026-27 when compared to the quarter prior, with 14 fewer offences recorded for a total of 24. This reduction is the result of a decline in the number of referrals received from border forces.

The force's capacity to proactively police drug supply and use has been reduced, due to the number of homicide investigations during Q1 2026-27 and previous reporting periods. These investigations require substantial resources, and the force has had to use a significant portion of its proactive policing capacity to investigate these offences. The remaining resources dedicated to the proactive investigation of drug supply have been focused on the highest risk serious organised crime threats, using intelligence-led policing tactics.

9. Drug Possession

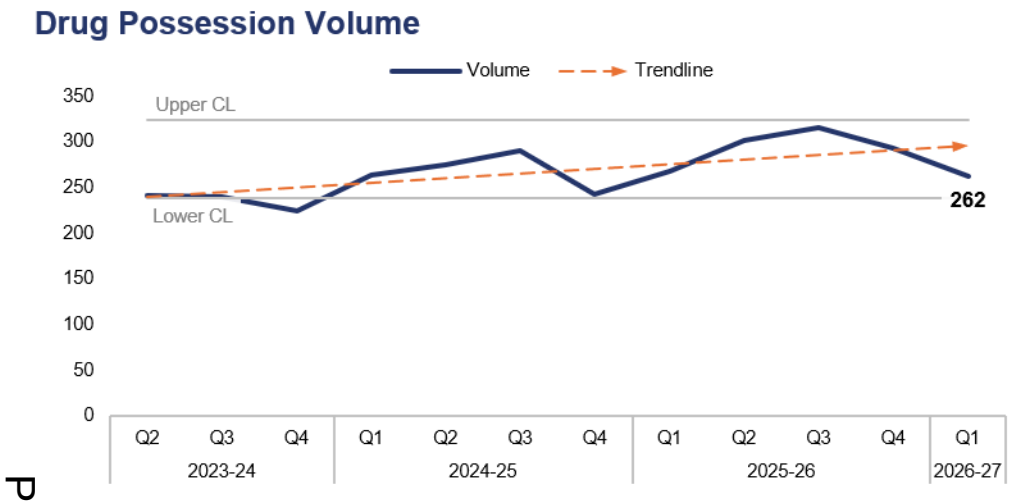

Financial Year	22-23	23-24	24-25	25-26	FYTD	26-27	Quarter	Q4 25-26	Q1 25-26
Volume	829	908	1,071	1,176	Volume	262	% Change	-10.6%	-1.9%

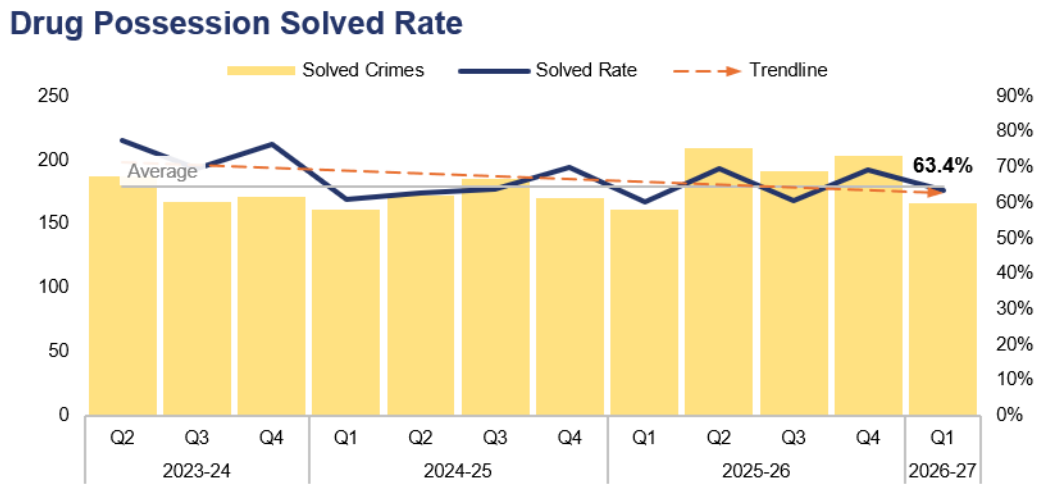

Financial Year	22-23	23-24	24-25	25-26	FYTD	26-27	Quarter	Q4 25-26	Q1 25-26
Solved Rate	60.9%	70.8%	64.2%	65.0%	Solved Rate	63.4%	PP Change	-5.9pp	3.1pp

Operational Overview

A total of 262 drug possession offences were recorded during Q1 2026-27. This represents a reduction of 10.6% (31 fewer offences) when compared to the quarter prior, and a less prominent reduction of 1.9% (five fewer offences) when compared to the same quarter during the previous financial year.

The solved rate for Q1 2026-27 stands at 63.4%, with 166 crimes solved. This is a reduction of 5.9 percentage points when compared to the quarter prior, with 37 fewer crimes solved. Conversely, an increase of 3.1 percentage points can be observed when comparing Q1 2026-27 to the same quarter during the previous financial year, with five additional crimes solved.

This slide pertains to possession offences for all controlled drugs, including Cannabis.

10. Drug Supply

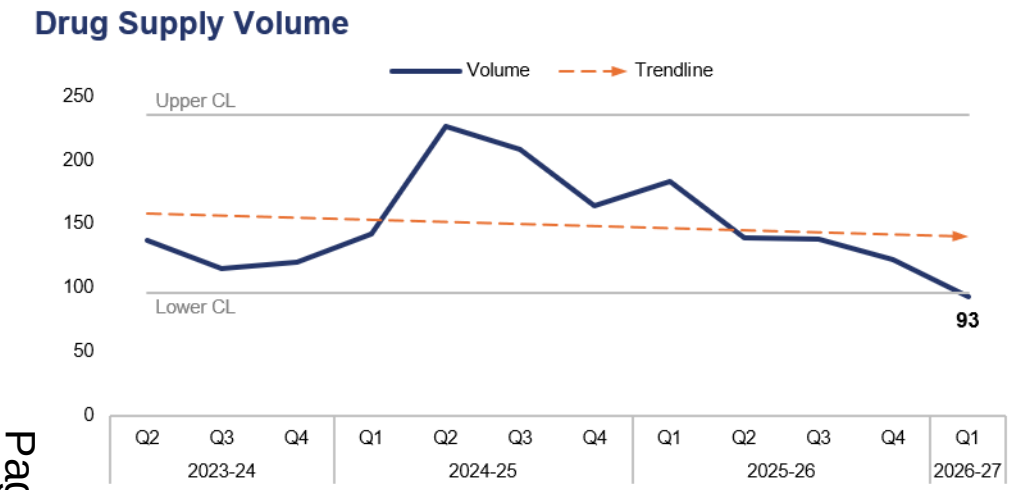

Financial Year	22-23	23-24	24-25	25-26	FYTD	26-27	Quarter	Q4 25-26	Q1 25-26
Volume	455	488	740	582	Volume	93	% Change	-23.8%	-49.2%

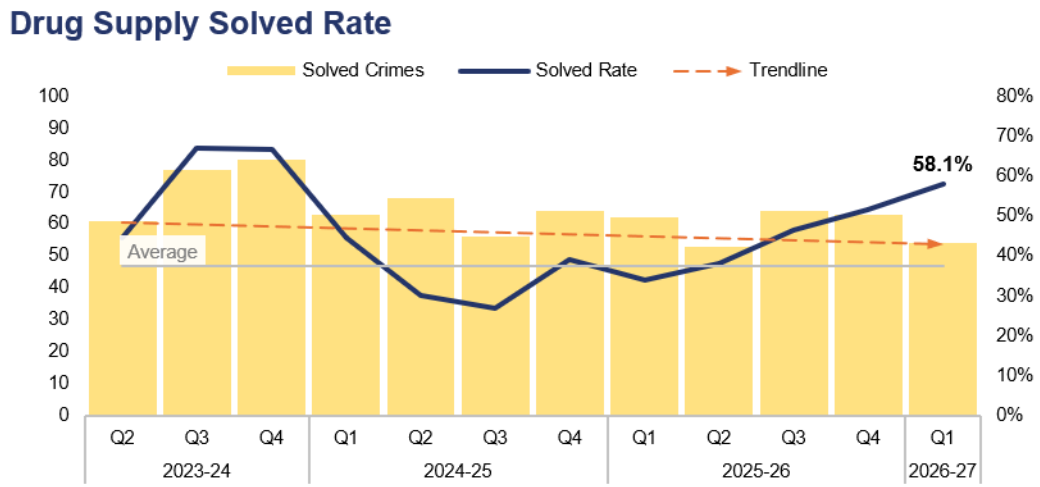

Financial Year	22-23	23-24	24-25	25-26	FYTD	26-27	Quarter	Q4 25-26	Q1 25-26
Solved Rate	44.0%	54.9%	33.9%	41.6%	Solved Rate	58.1%	PP Change	6.5pp	24.2pp

Operational Overview

Drug supply offences fell below the lower control limit during Q1 2026-27, with 93 recorded. This is the lowest figure within the three-year timeframe, and represents a reduction of 23.8% (29 fewer offences) when compared to the quarter prior. A further reduction of 49.2% (90 fewer offences) can be observed when comparing Q1 2026-27 to the same quarter during the previous financial year.

The solved rate for Q1 2026-27 stands at 58.1%, with 54 crimes solved. This is an increase of 6.5 percentage points when compared to the quarter prior, albeit with nine fewer crimes solved. A further increase of 24.2 percentage points can be observed when comparing Q1 2026-27 to the same quarter during the previous financial year, although eight fewer crimes were solved.

The Clear, Hold, Build site in Pillgwenlly is being developed. This will provide a long-term partnership approach to tackling a wide range of crime and ASB in this area of Newport, with drug supply being one of the operation's key priorities.

This slide includes all offences pertaining to the supply, importation, or production of controlled drugs.

11. Shoplifting

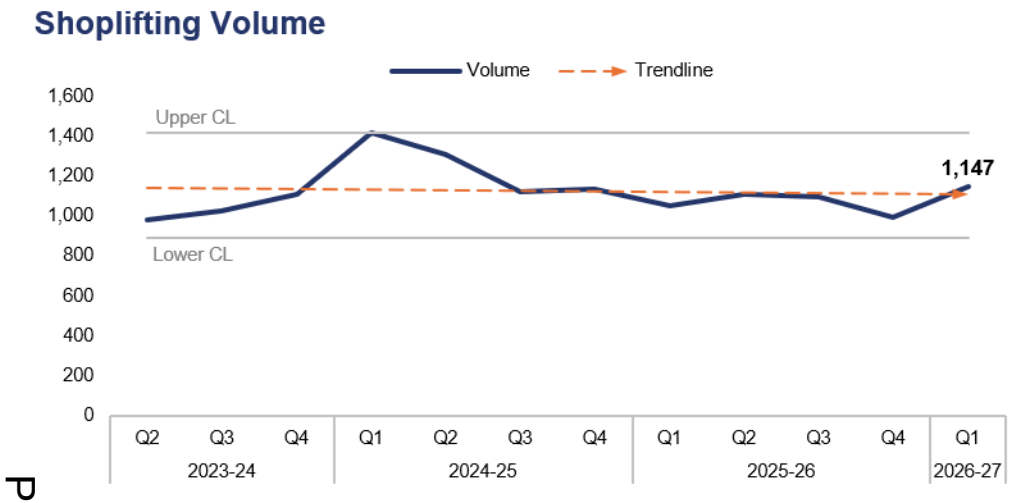

Financial Year	22-23	23-24	24-25	25-26	FYTD	26-27	Quarter	Q4 25-26	Q1 25-26
Volume	2,973	3,925	4,980	4,242	Volume	1,147	% Change	15.5%	9.4%

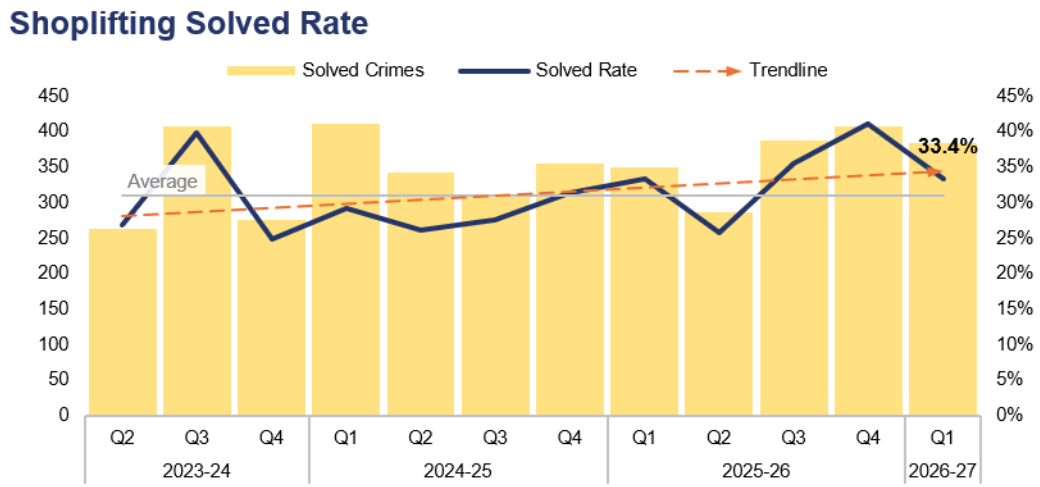

Financial Year	22-23	23-24	24-25	25-26	FYTD	26-27	Quarter	Q4 25-26	Q1 25-26
Solved Rate	23.7%	30.8%	28.5%	33.7%	Solved Rate	33.4%	PP Change	-7.6pp	0.0pp

Operational Overview

During Q1 2026-27, 1,147 Shoplifting offences were recorded. This represents an increase of 15.5% (154 additional offences) when compared to the quarter prior, and of 9.4% (99 additional offences) when compared to the same quarter during the previous financial year.

The solved rate for Q1 2026-27 stands at 33.4%, with 383 crimes solved. This is a reduction of 7.6 percentage points when compared to the quarter prior, with 24 fewer crimes solved. The solved rate has remained steady when comparing Q1 2026-27 to the same quarter during the previous financial year, albeit with 33 additional crimes solved.

The force continues to focus on retail crime, and maintains several Problem-Orientated Policing plans in town centre areas where shoplifting has been identified as adversely impacting crime levels and quality of life for both retailers and the wider community. The introduction of dedicated Demand Reduction Officers has placed specific emphasis on prolific offender management and ensuring that these officers work closely alongside Crime and Disorder Reduction Officers in securing Criminal Behaviour Orders, which are used to manage these individuals post charge/conviction.

12. Residential Burglary

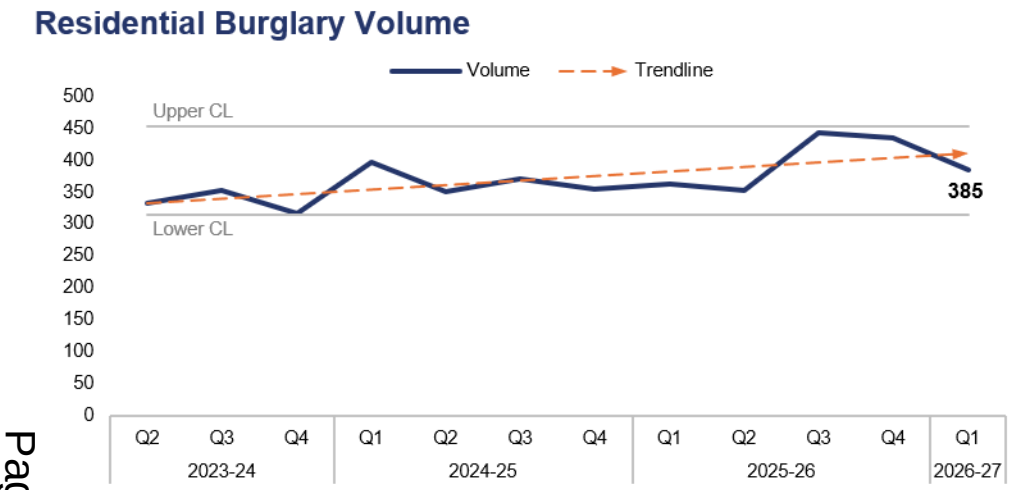

Financial Year	22-23	23-24	24-25	25-26	FYTD	26-27	Quarter	Q4 25-26	Q1 25-26
Volume	1,615	1,389	1,472	1,593	Volume	385	% Change	-11.3%	6.1%

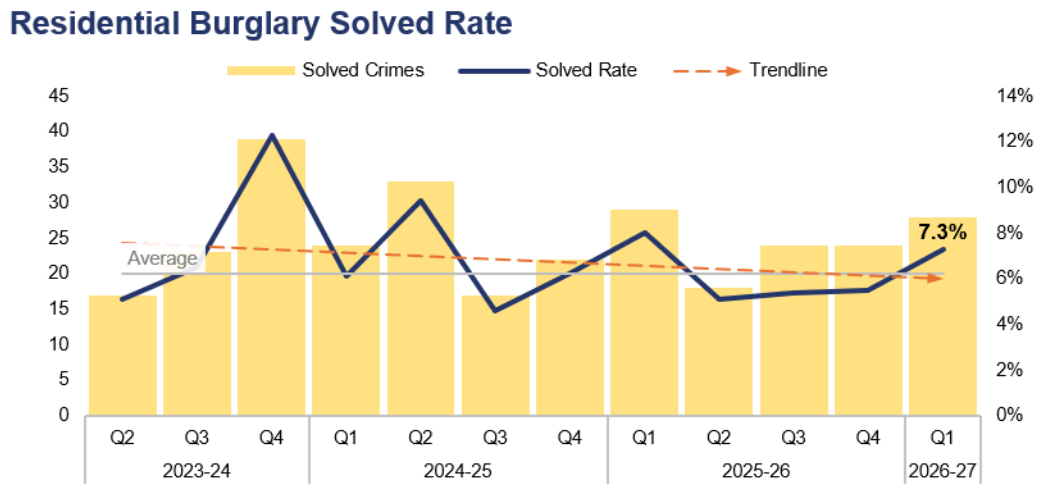

Financial Year	22-23	23-24	24-25	25-26	FYTD	26-27	Quarter	Q4 25-26	Q1 25-26
Solved Rate	5.1%	7.1%	6.5%	6.0%	Solved Rate	7.3%	PP Change	1.8pp	-0.7pp

Operational Overview

Overall, 385 Residential Burglary offences were recorded during Q1 2026-27. This represents a reduction of 11.3% (49 fewer offences) when compared to the quarter prior, but an increase of 6.1% (22 additional offences) when compared to the same quarter during the previous financial year.

The solved rate for Q1 2026-27 stands at 7.3%, with 28 crimes solved. This represents an increase of 1.8 percentage points when compared to the quarter prior, with four additional crimes solved. Conversely, a reduction of 0.7 percentage points can be observed when comparing Q1 2026-27 to the same quarter during the previous financial year, with one fewer crime solved.

During Q1 2026-27, 90.0% of Residential Burglary of a Home incidents were attended by officers, with 46.4% of these attended within 60 minutes.

There is a notable disparity in solved rate between crimes classified as residential burglaries of homes, and those classified as residential burglaries of unconnected buildings. The solved rate for residential burglaries of homes stands at 9.3% for the FYTD, whereas the solved rate for residential burglaries of unconnected buildings is lower, at 1.9%.

The process for the identification of residential burglary of a home offences is now part of daily business, ensuring that offences which were previously not flagged appropriately are identified via a daily search, resulting in effective ownership. Cross-pillar discussions are taking place to ensure that the strategy for the prevention of burglaries remains robust.

13. Robbery

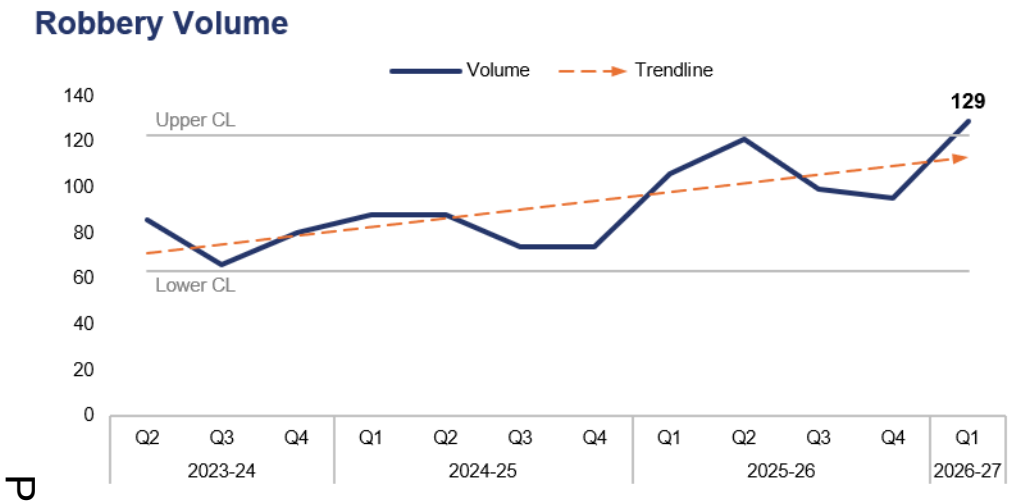

Financial Year	22-23	23-24	24-25	25-26	FYTD	26-27	Quarter	Q4 25-26	Q1 25-26
Volume	332	296	324	421	Volume	129	% Change	35.8%	21.7%

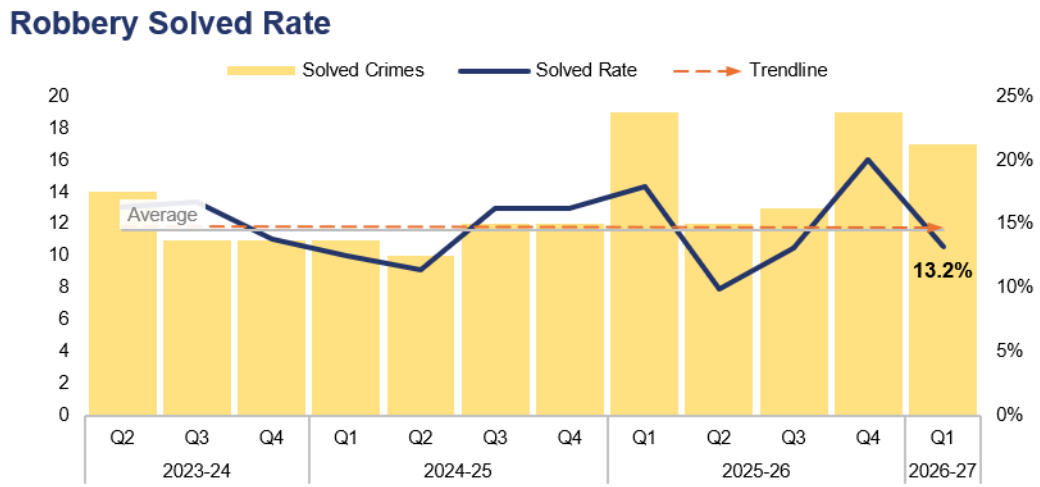

Financial Year	22-23	23-24	24-25	25-26	FYTD	26-27	Quarter	Q4 25-26	Q1 25-26
Solved Rate	12.7%	15.5%	13.9%	15.0%	Solved Rate	13.2%	PP Change	-6.8pp	-4.7pp

Operational Overview

A total of 129 Robbery offences were recorded during Q1 2026-27, exceeding the upper control limit. This is the highest quarterly figure within the three-year timeframe, representing an increase of 35.8% (34 additional offences) when compared to the quarter prior, and of 21.7% (23 additional offences) when compared to the same quarter during the previous financial year.

The solved rate for Q1 2026-27 stands at 13.2%, with 17 crimes solved. This is a reduction of 6.8 percentage points when compared to the quarter prior, with two fewer crimes solved. A reduction of 4.7 percentage points can be observed when comparing Q1 2026-27 to the same quarter during the previous financial year, again with two fewer crimes solved.

Offences pertaining to the robbery of personal property comprise 76.0% of those recorded during the FYTD (98 offences), whereas Robbery of business property offences account for the remaining 24.0% (31 offences). The solved rate for the former stands at 8.2% (eight crimes solved), whereas the solved rate for the latter is higher at 29.0% (nine crimes solved).

Force-wide performance regarding Robbery is tracked in the Homicide and Serious Violence Meeting. This highlights specific areas of concern and allows for the effective tasking of specialist resources to problem-solve and robustly investigate these offences. Established processes ensure that all Robbery offences are correctly identified and owned by the appropriate investigative team. This is further supported by Level 1 tasking, where multiple departments come together to problem-solve any ongoing series of offences. The force's approach to youth violence is currently under review, and discussions are being held with neighbourhood policing via their 'threat desk' structure in order to effectively mitigate this risk and prevent offending.

The data on this slide includes both personal and business Robbery offences.

14. Theft from the Person

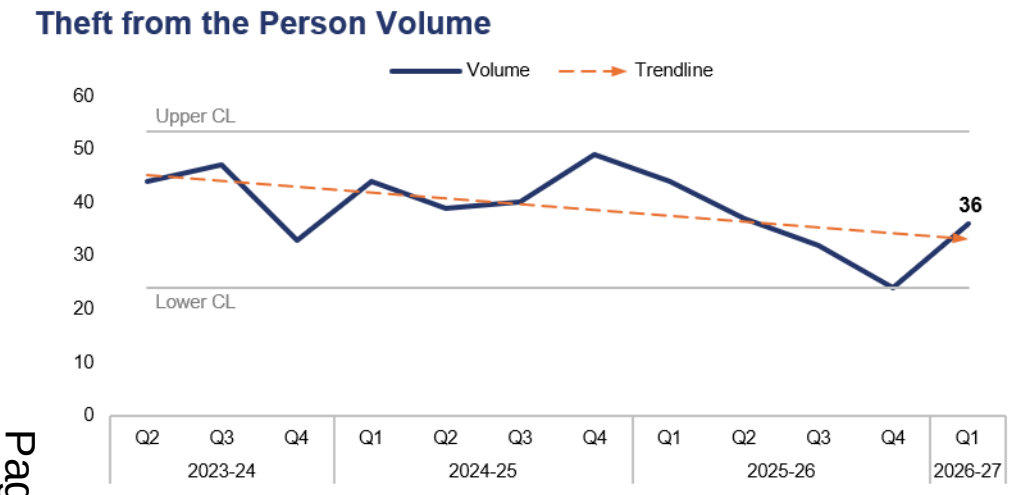

Financial Year	22-23	23-24	24-25	25-26	FYTD	26-27	Quarter	Q4 25-26	Q1 25-26
Volume	207	186	172	137	Volume	36	% Change	50.0%	-18.2%

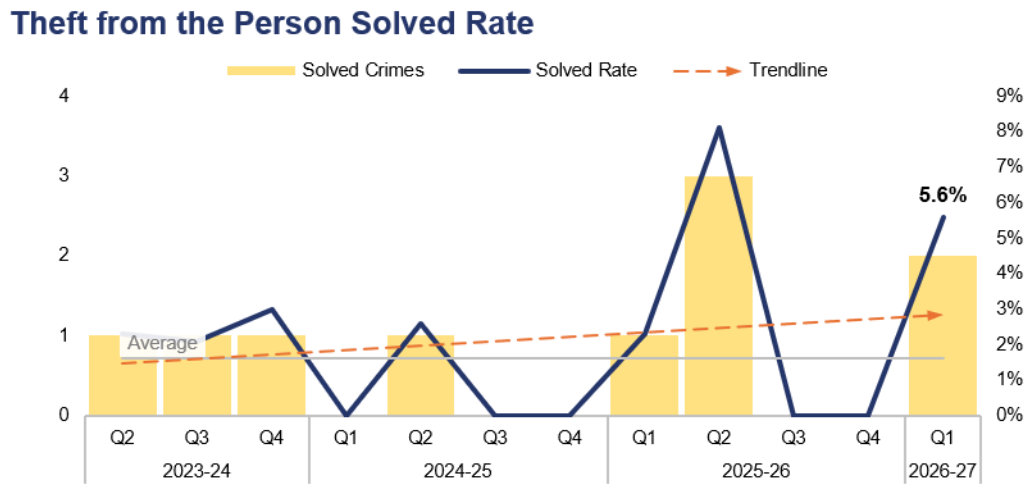

Financial Year	22-23	23-24	24-25	25-26	FYTD	26-27	Quarter	Q4 25-26	Q1 25-26
Solved Rate	0.5%	2.7%	0.6%	2.9%	Solved Rate	5.6%	PP Change	5.6pp	3.3pp

Operational Overview

During Q1 2026-27, 36 Theft from the Person offences were recorded. This disrupts the downward trend observed following Q4 2024-25, representing an increase of 50.0% (12 additional offences) when compared to the quarter prior, but a reduction of 18.2% (eight fewer offences) when compared to the same quarter during the previous financial year.

The solved rate for Q1 2026-27 stands at 5.6%, with two crimes solved. This is an increase of 5.6 percentage points when compared to the quarter prior, with two additional crimes solved. An increase of 3.3 percentage points can be observed when comparing Q1 2026-27 to the same quarter during the previous financial year, with one additional crime solved.

The majority of the outcomes recorded for Theft from the Person offences during Q1 2026-27 were classified as Outcome 18: Investigation complete – no suspect identified. This is likely due in part to the nature of these offences, which include pickpocketing and ‘snatch thefts’, in which the victim typically has very little (if any) direct interaction with the offender.

15. Making our Communities Safer – Emerging Issues

Operational Overview

Dangerous dog activity continues to present a complex and ever-evolving risk within our communities that requires sustained focus from local neighbourhood policing teams and dog handlers.

Dangerous dog demand during Q1 2026-27 presents a mixed picture. Following an increase in dangerous dog crimes during May, in which 52 offences were recorded, June saw a significant reduction to 37 offences, disrupting the upward trend observed since January. Whilst the number of open investigations remained relatively stable at around 70, the reduction in crime volume recorded during June suggests that demand is not continuing to rise at the same rate as previously observed.

Importantly, the force has continued to make significant progress in managing the operational impact of dangerous dog investigations. Robust governance and case progression processes have reduced the number of seized dogs held in kennels from 20 in May to 14 in June, continuing a longer-term reduction from the 58 dogs held during June 2025. Consequently, whilst dangerous dog incidents and crimes remain a notable area of neighbourhood demand, the resource burden associated with kennelling and investigation management is reducing, placing Gwent Police in a stronger position than at the same point last year.

Pillar Three – Protecting the Vulnerable

1. Violence Against Women and Girls
2. Domestic Offences
3. Rape
4. Serious Sexual Offences
5. Stalking
6. Harassment
7. Hate Crime
8. Child Criminal and Sexual Exploitation
9. Missing Children
10. Report Fraud
11. Cybercrime
12. Protecting the Vulnerable – Emerging Issues

1. Violence Against Women and Girls

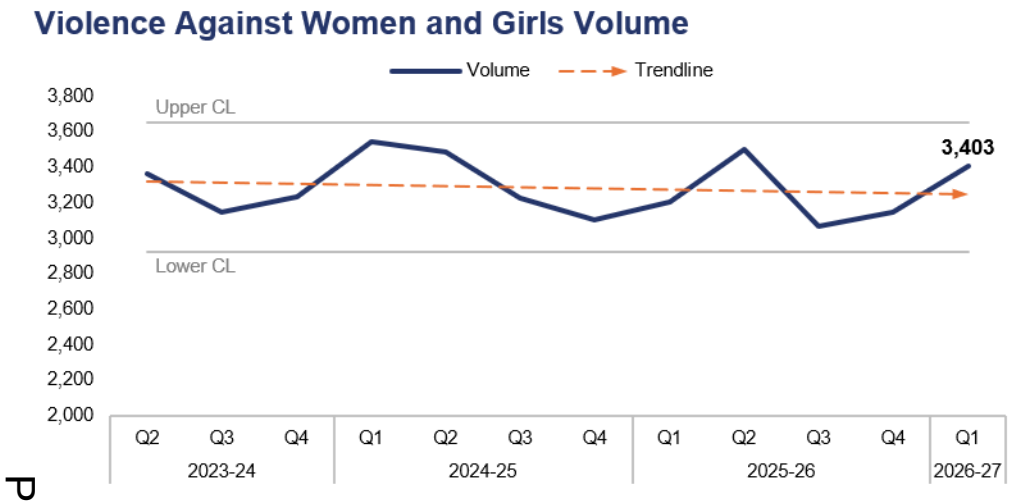

Financial Year	22-23	23-24	24-25	25-26	FYTD	26-27	Quarter	Q4 25-26	Q1 25-26
Volume	14,898	13,584	13,365	12,915	Volume	3,403	% Change	8.1%	6.2%

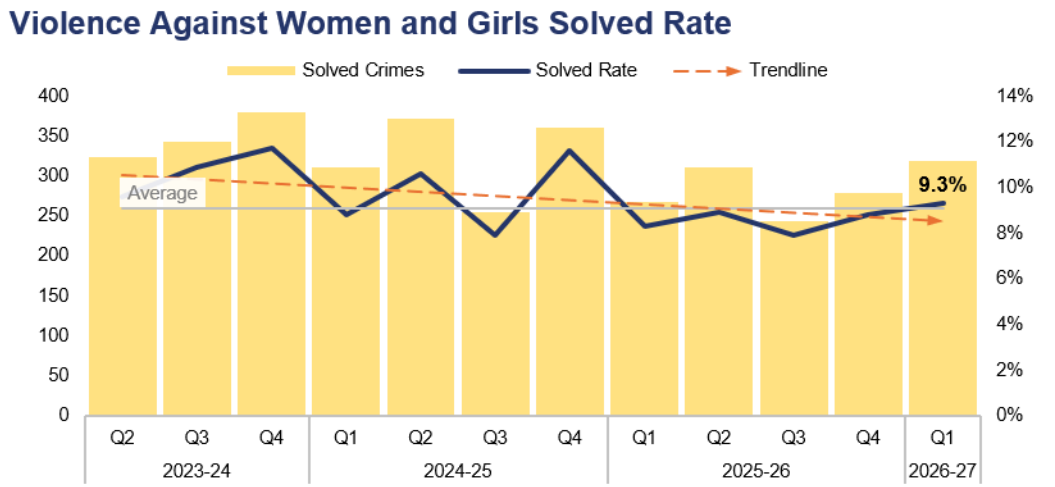

Financial Year	22-23	23-24	24-25	25-26	FYTD	26-27	Quarter	Q4 25-26	Q1 25-26
Solved Rate	7.0%	10.0%	9.7%	8.5%	Solved Rate	9.3%	PP Change	0.5pp	1.0pp

Operational Overview

A total of 3,403 crimes classified as Violence Against Women and Girls (VAWG) offences were recorded during Q1 2026-27. This represents an increase of 8.1% (255 additional offences) when compared to the quarter prior, and of 6.2% (199 additional offences) when compared to the same quarter during the previous financial year.

The solved rate for Q1 2026-27 stands at 9.3%, with 318 crimes solved. This is an increase of 0.5 percentage points when compared to the quarter prior, with 40 additional crimes solved. A further increase of 1.0 percentage point can be observed when comparing Q1 2026-27 against the same quarter during the previous financial year, with 50 additional crimes solved.

2. Domestic Offences

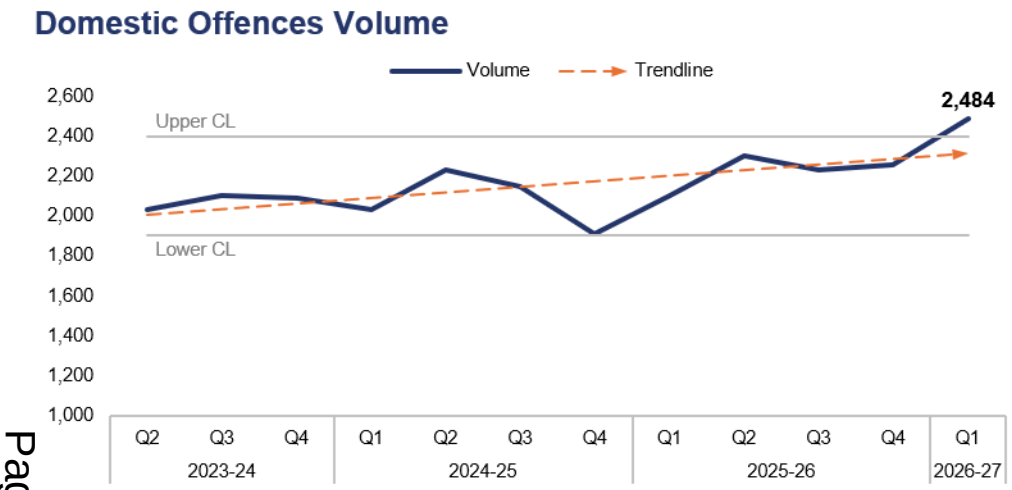

Financial Year	22-23	23-24	24-25	25-26	FYTD	26-27	Quarter	Q4 25-26	Q1 25-26
Volume	8,542	8,518	8,321	8,889	Volume	2,484	% Change	10.2%	18.1%

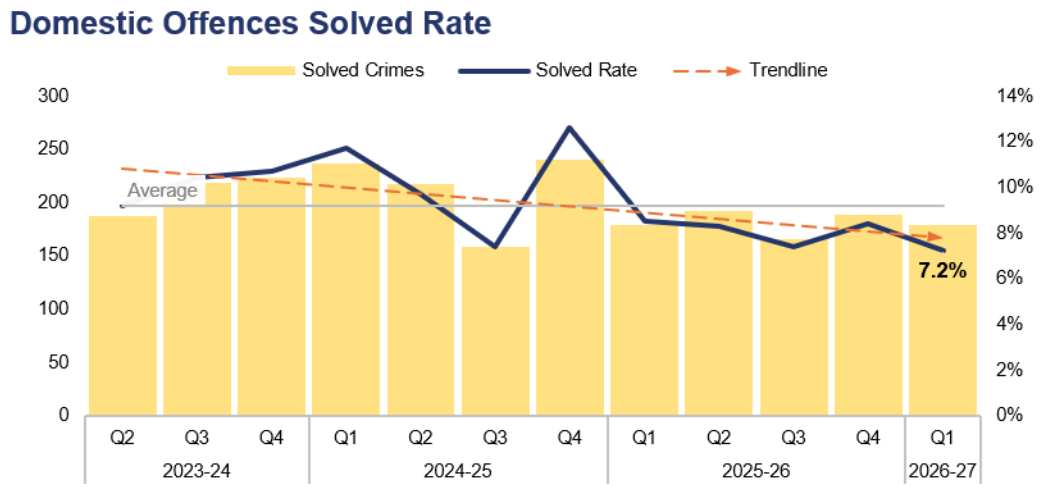

Financial Year	22-23	23-24	24-25	25-26	FYTD	26-27	Quarter	Q4 25-26	Q1 25-26
Solved Rate	9.5%	10.1%	10.2%	8.2%	Solved Rate	7.2%	PP Change	-1.2pp	-1.3pp

Operational Overview

The volume of crimes classified as domestic offences exceeded the upper control limit during Q1 2026-27, with 2,484 recorded. This represents an increase of 10.2% (229 additional offences) when compared to the quarter prior, and a further increase of 18.1% (380 additional offences) when compared to the same quarter during the previous financial year.

The solved rate for Q1 2026-27 stands at 7.2%, with 179 crimes solved. This is a reduction of 1.2 percentage points when compared to the quarter prior, with 10 fewer crimes solved. A similar reduction of 1.3 percentage points can be observed when comparing Q1 2026-27 to the same quarter during the previous financial year, albeit with an equal number of crimes solved.

Increases in domestic offences can be attributed in part to better identification, whilst reductions in positive outcomes are largely driven by victim attrition, evidential challenges and system pressures. Amendments to the governance for domestic abuse have been implemented in order to improve the scrutiny of performance metrics and ensure that key partner agencies are able to contribute. Gwent Police will launch its Citizens First Programme during Q2 2026-27. This will assist with victim contact and engagement, which are key to reducing victim attrition. The force is committed to improving the positive outcome rate for domestic abuse and is part of the Domestic Abuse Charging Pilot. Previous scrutiny panels have been transitioned into a performance meeting, which will begin in earnest during Q2 2026-27. This will introduce greater accountability, which will in turn assist in improving outcome rates.

For the purposes of this report, a domestic offence is defined as a crime which has been assigned a domestic abuse local qualifier and in which the victim and offender are both over 16 years of age, in accordance with the Domestic Abuse Act 2021. Offences that have been assigned the qualifier but in which the age of the victim or offender has not been recorded have also been included, in order to prevent under-reporting.

3. Rape

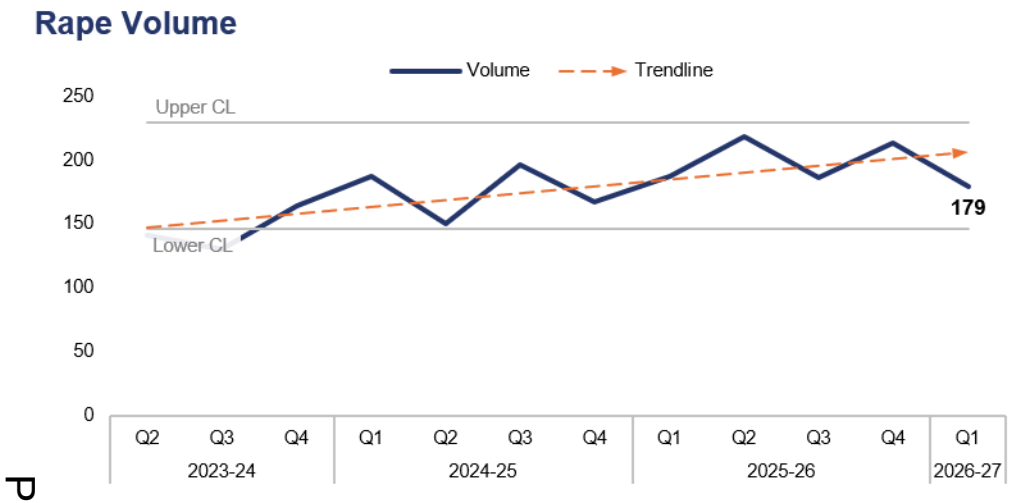

Financial Year	22-23	23-24	24-25	25-26	FYTD	26-27	Quarter	Q4 25-26	Q1 25-26
Volume	578	573	700	804	Volume	179	% Change	-16.0%	-4.3%

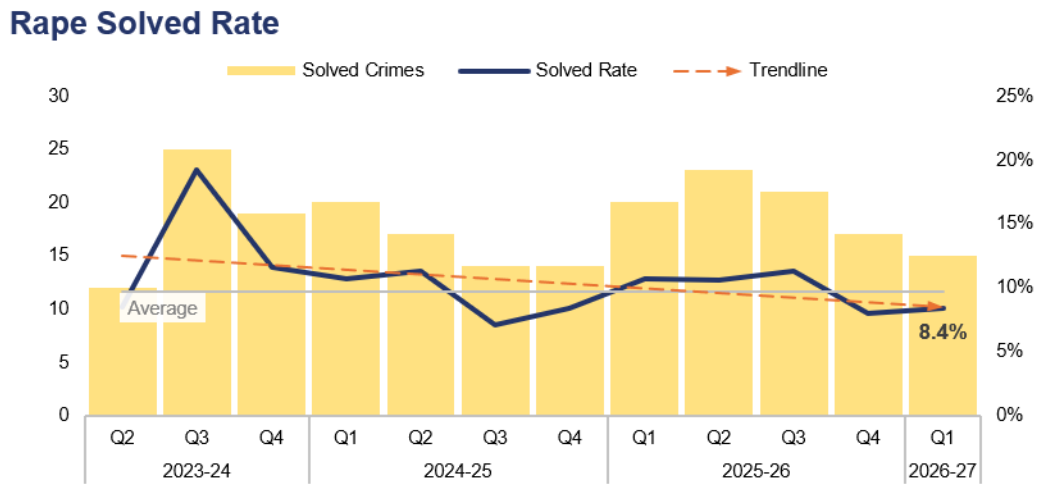

Financial Year	22-23	23-24	24-25	25-26	FYTD	26-27	Quarter	Q4 25-26	Q1 25-26
Solved Rate	6.7%	11.3%	9.3%	10.1%	Solved Rate	8.4%	PP Change	0.4pp	-2.3pp

Operational Overview

During Q1 2026-27, 179 Rape offences were recorded. This represents a reduction of 16.0% (34 fewer offences) when compared to the quarter prior, and of 4.3% (eight fewer offences) when compared to the same quarter during the previous financial year.

The solved rate for Q1 2026-27 stands at 8.4%, with 15 crimes solved. This is an increase of 0.4 percentage points when compared to the quarter prior, albeit with two fewer crimes solved. Conversely, a reduction of 2.3 percentage points can be observed when comparing Q1 2026-27 to the same quarter during the previous financial year, with five fewer crimes solved.

Whilst the volume of recorded Rape offences has reduced during Q1 2026–27, performance continues to be impacted by the complexity of investigations, the proportion of historic reports, and national challenges relating to victim engagement and evidential opportunities. Gwent Police has invested in specialist Rape Investigation Team capacity, digital media investigation support, and Operation Soteria improvements in order to strengthen investigative quality and victim care. Governance and scrutiny of Rape and Serious Sexual Offences (RASSO) performance has been enhanced, with a particular focus on investigation timeliness, case progression, victim attrition, and long-duration investigations. This is in response to emerging national expectations and the Centre for Women's Justice super-complaint. Ongoing work is focused on improving timeliness, reducing investigation backlogs, increasing charge rates, and supporting victims, with performance monitored through dedicated internal and partnership governance arrangements.

4. Serious Sexual Offences

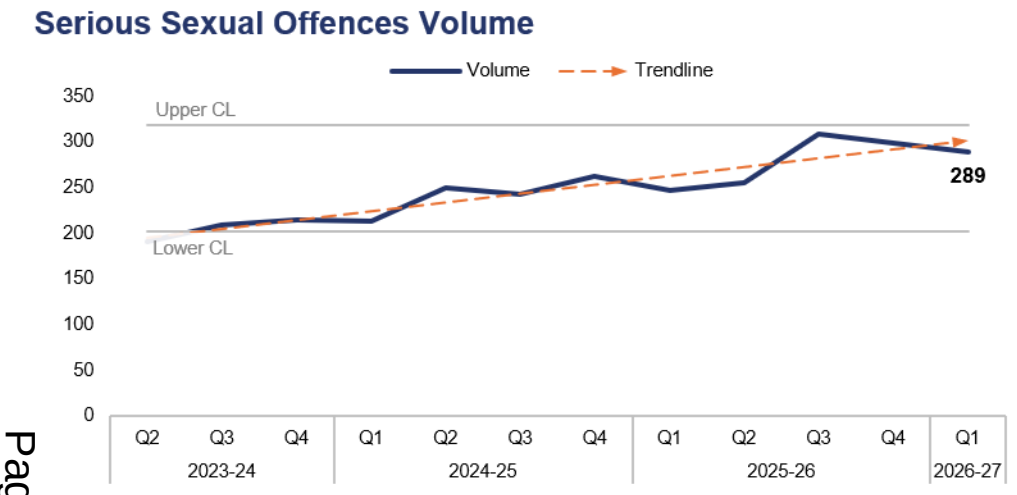

Financial Year	22-23	23-24	24-25	25-26	FYTD	26-27	Quarter	Q4 25-26	Q1 25-26
Volume	990	847	968	1,110	Volume	289	% Change	-3.3%	17.0%

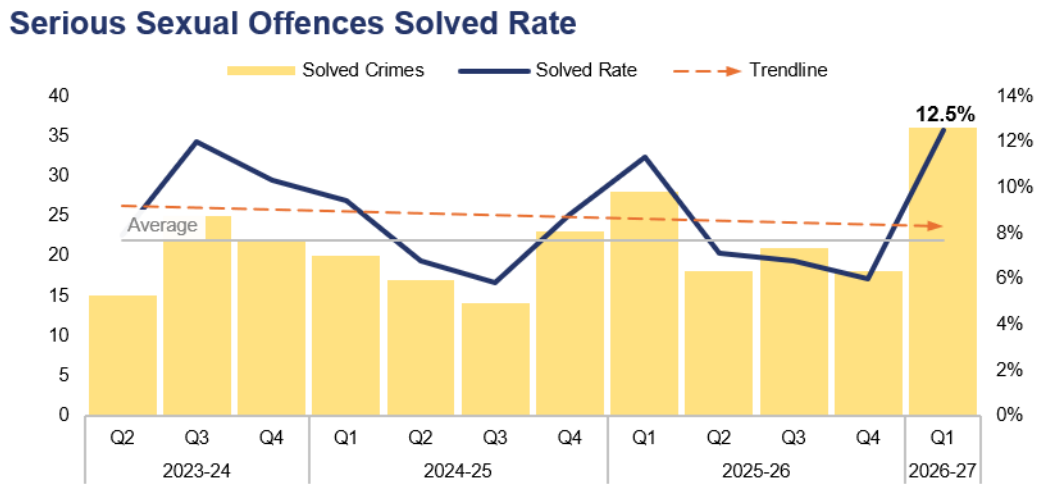

Financial Year	22-23	23-24	24-25	25-26	FYTD	26-27	Quarter	Q4 25-26	Q1 25-26
Solved Rate	6.4%	10.0%	7.6%	7.7%	Solved Rate	12.5%	PP Change	6.5pp	1.2pp

Operational Overview

A total of 289 crimes classified as serious sexual offences were recorded during Q1 2026-27. This represents a reduction of 3.3% (10 fewer offences) when compared to the quarter prior, but an increase of 17.0% (42 additional offences) when compared to the same quarter during the previous financial year.

The solved rate for Q1 2026-27 stands at 12.5%, with 36 crimes solved. This is the highest quarterly solved rate within the three-year timeframe, representing an increase of 6.5 percentage points when compared to the quarter prior, with 18 additional crimes solved. A less prominent increase of 1.2 percentage points can be observed when comparing Q1 2026-27 to the same quarter during the previous financial year, with eight additional crimes solved.

In response to the Angiolini enquiry, Gwent Police now scrutinises non-contact sexual offending daily, ensuring appropriate ownership based on risk. This is in recognition that non-contact offending can lead to escalating criminal sexual behaviours. The improvement in solved rate during Q1 2026-27 is due in part to the adoption of the national training products under Operation Soteria, and the improved scrutiny arrangements in place for these offences. By December 2027, all serious sexual offences will be transferred to the dedicated RASSO Investigation Team, with specialist officers leading each case. This is expected to further improve timeliness, investigation quality, and solved rate for serious sexual offences.

Rape offences have been excluded from this dataset.

5. Stalking

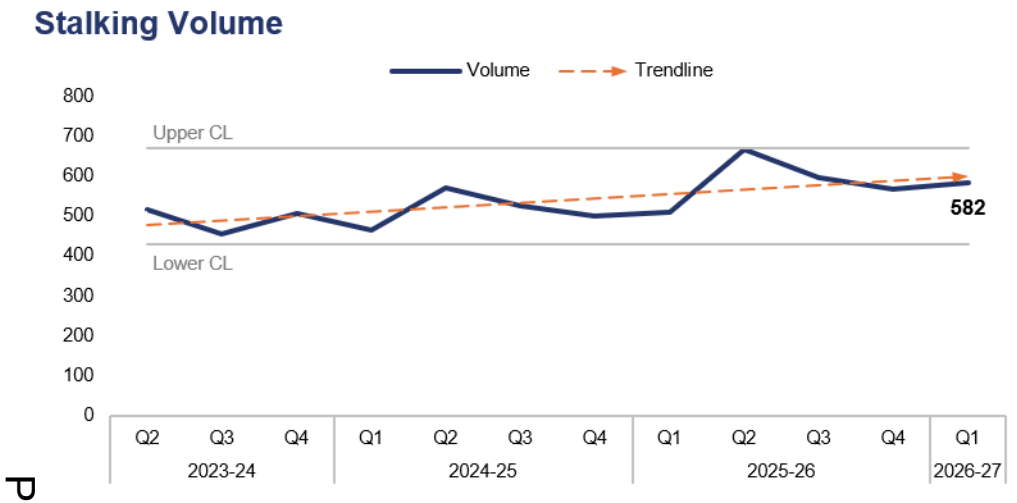

Financial Year	22-23	23-24	24-25	25-26	FYTD	26-27	Quarter	Q4 25-26	Q1 25-26
Volume	1,552	1,918	2,057	2,338	Volume	582	% Change	2.6%	14.3%

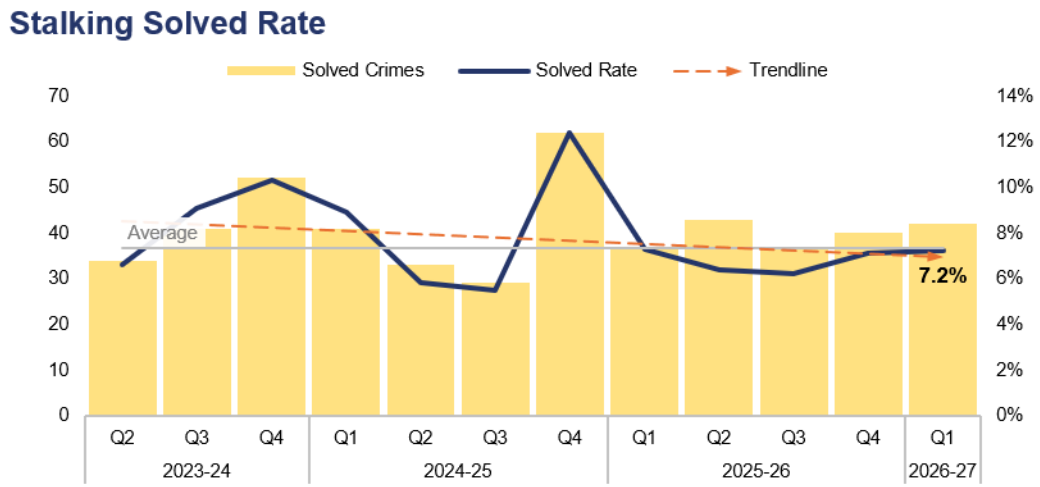

Financial Year	22-23	23-24	24-25	25-26	FYTD	26-27	Quarter	Q4 25-26	Q1 25-26
Solved Rate	8.5%	8.2%	8.0%	6.7%	Solved Rate	7.2%	PP Change	0.1pp	-0.1pp

Operational Overview

Overall, 582 offences classified as stalking were recorded during Q1 2026-27. This represents an increase of 2.6% (15 additional offences) when compared to the quarter prior, and a further increase of 14.3% (73 additional offences) when compared to the same quarter during the previous financial year.

The solved rate for Q1 2026-27 stands at 7.2%, with 42 crimes solved. This is a slight increase of 0.1 percentage points when compared to the quarter prior, with two additional crimes solved. Conversely, a slight reduction of 0.1 percentage points can be observed when comparing Q1 2026-27 to the same quarter during the previous financial year, albeit with five additional crimes solved.

The force has employed a protective officer who is responsible for assisting investigating officers in applying for a range of protective orders to mitigate risk and promote victim safety. Work between Gwent Police and Joint Legal Services is already showing positive indicators, with orders currently being applied for via the court system, and five appearing at court during 2026. The Vulnerability Project is leading this piece of work and will also look to strengthen the force's approach when the new Domestic Abuse Protection Order is introduced during Q3 2026-27.

As a result of changes to supervisor templates in Niche, supervisors are now directed to consider the eligibility of a protective order at the earliest stage. This is in line with His Majesty's Inspectorate of Constabulary and Fire & Rescue Services recommendations, and further supported by Suzy Lamplugh review.

6. Harassment

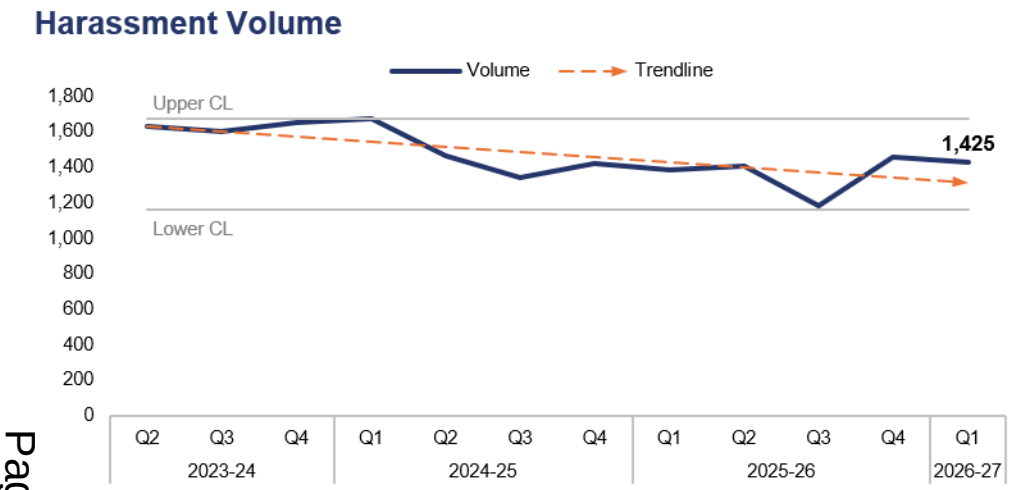

Financial Year	22-23	23-24	24-25	25-26	FYTD	26-27	Quarter	Q4 25-26	Q1 25-26
Volume	7,499	6,769	5,894	5,426	Volume	1,425	% Change	-2.0%	2.7%

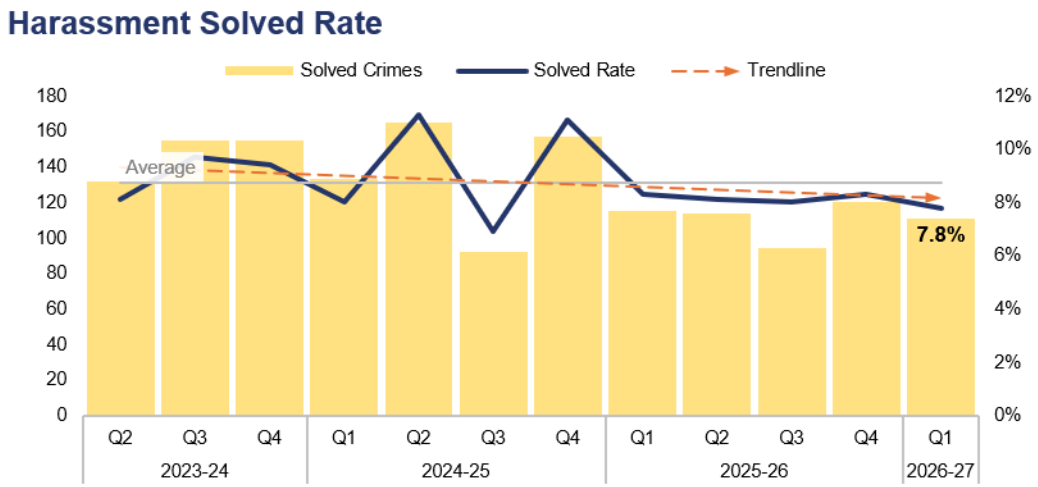

Financial Year	22-23	23-24	24-25	25-26	FYTD	26-27	Quarter	Q4 25-26	Q1 25-26
Solved Rate	5.5%	8.7%	9.3%	8.2%	Solved Rate	7.8%	PP Change	-0.5pp	-0.5pp

Operational Overview

A total of 1,425 offences classified as harassment were recorded during Q1 2026-27. This represents a reduction of 2.0% (29 fewer offences) when compared to the quarter prior, but an increase of 2.7% (38 additional offences) when compared to the same quarter during the previous financial year.

The solved rate for Q1 2026-27 stands at 7.8%, with 111 crimes solved. This is a reduction of 0.5 percentage points when compared to both the quarter prior and the same quarter during the previous financial year, with nine and four fewer crimes solved respectively.

The Detective Chief Inspectors for Investigations and Public Protection, together with the Superintendent for Response Policing, have commenced meetings to develop a better understanding of a whole-system approach to the identification of both stalking and harassment offences. These meetings will also serve to improve investigation quality in these areas. Harassment offences were recognised as an area of worsening performance, with recorded demand and positive outcomes both declining.

7. Hate Crime

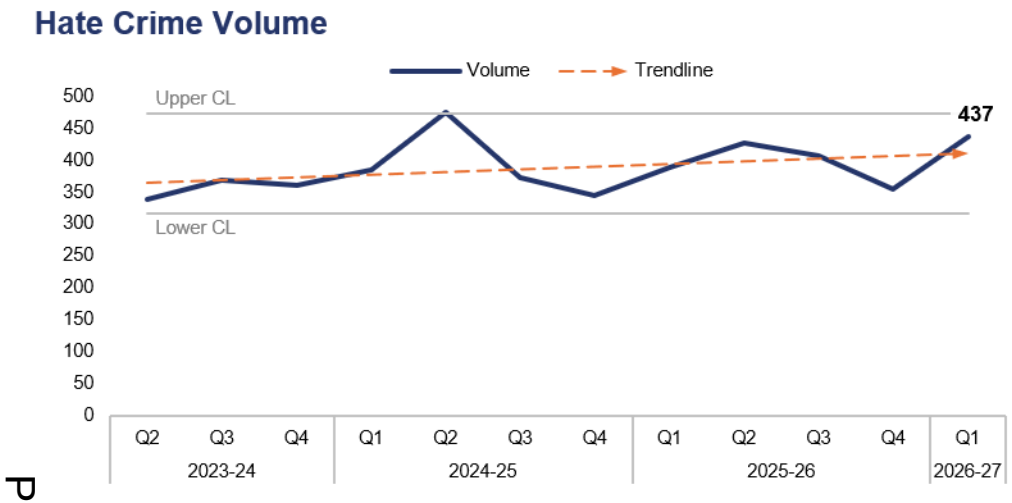

Financial Year	22-23	23-24	24-25	25-26	FYTD	26-27	Quarter	Q4 25-26	Q1 25-26
Volume	1,443	1,446	1,575	1,575	Volume	437	% Change	23.1%	12.6%

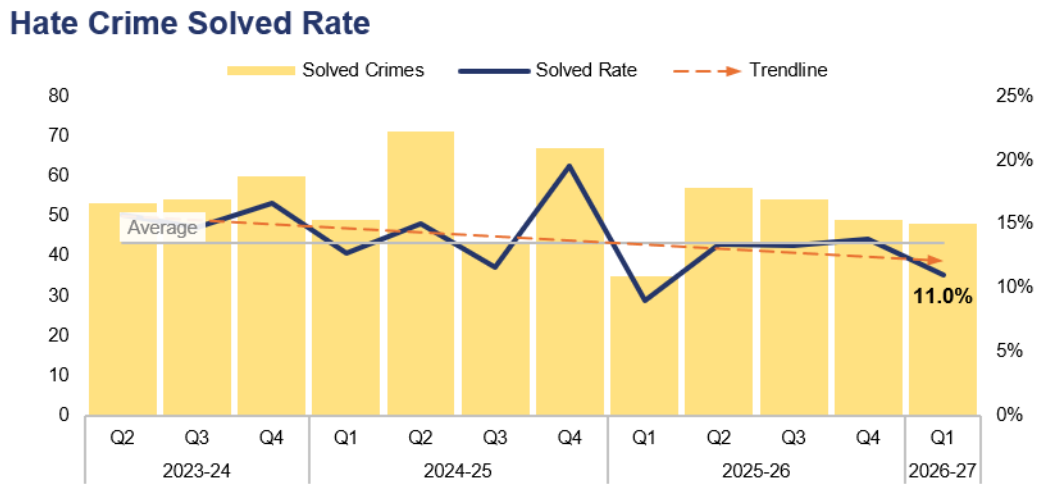

Financial Year	22-23	23-24	24-25	25-26	FYTD	26-27	Quarter	Q4 25-26	Q1 25-26
Solved Rate	9.3%	14.9%	14.6%	12.4%	Solved Rate	11.0%	PP Change	-2.8pp	2.0pp

Operational Overview

Overall, 437 offences which met the definition of a hate crime were recorded during Q1 2026-27. This represents an increase of 23.1% (82 additional offences) when compared to the quarter prior, and of 12.6% (49 additional offences) when compared to the same quarter during the previous financial year.

Crimes assigned the racial hate strand were the most prevalent during Q1 2026-27, with 263 such offences recorded. Conversely, crimes assigned the religious and transphobic hate strands were the least common, with each being assigned to 22 offences. These rankings are consistent with the quarter prior.

The solved rate for Q1 2026-27 stands at 11.0%, with 48 crimes solved. This is a reduction of 2.8 percentage points when compared to the quarter prior, with one fewer crime solved. Conversely, an increase of 2.0 percentage points can be observed when comparing Q1 2026-27 to the same quarter during the previous financial year, with 13 additional crimes solved.

A single crime can be assigned multiple hate strands. The crime trend is based on recorded crimes, whilst the assessment of hate strands is based on the volume of each individual strand.

8. Child Criminal and Sexual Exploitation

Child Criminal Exploitation Volume

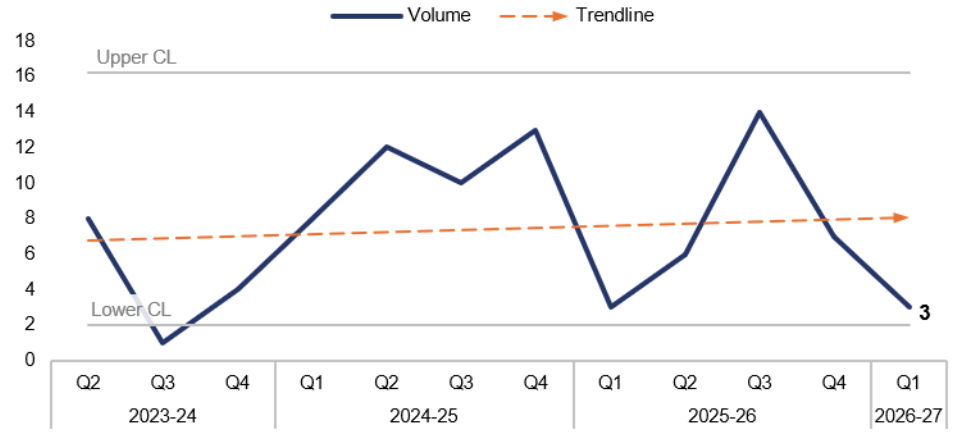

Financial Year	23-24	24-25	25-26
Volume	21	43	30

FYTD	26-27
Volume	3

Quarter	Q4 25-26	Q1 25-26
% Change	-57.1%	0.0%

Child Sexual Exploitation Volume

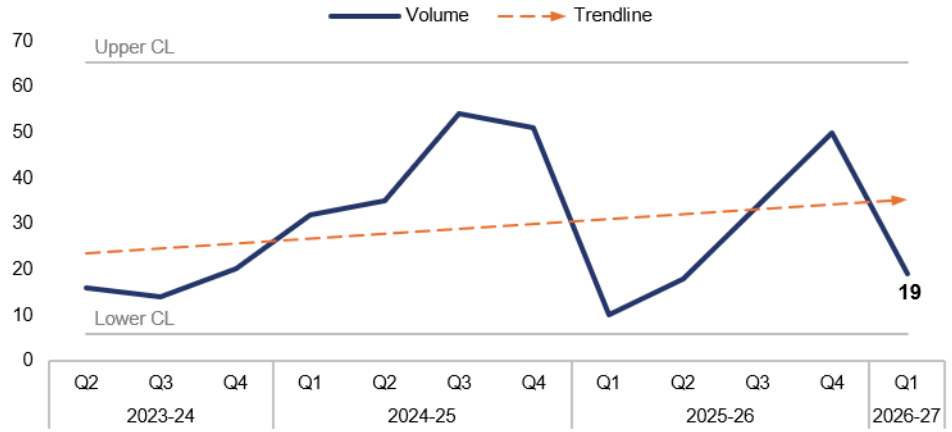

Financial Year	22-23	23-24	24-25	25-26
Volume	177	68	172	112

FYTD	26-27
Volume	19

Quarter	Q4 25-26	Q1 25-26
% Change	-62.0%	90.0%

Operational Overview

During Q1 2026-27, three offences were assigned a child criminal exploitation local qualifier. This represents a reduction of 57.1% (four fewer offences) when compared to the quarter prior, but is equal to the same quarter during the previous financial year.

A total of 19 offences were assigned a child sexual exploitation local qualifier during Q1 2026-27. This is a reduction of 62.0% (31 fewer offences) when compared to the quarter prior, but an increase of 90.0% (nine additional offences) when compared to the same quarter during the previous financial year. It has been identified that this qualifier may have been applied incorrectly in the past.

The force recognises that improvements in data quality and recording consistency are required in order to ensure that performance information accurately reflects operational activity. Local and national work is being progressed to ensure the consistent application of flags and markers, so that data relating to exploitation is fully understood. Force governance continues to monitor child exploitation through established exploitation arrangements, including Multi-Agency Child Exploitation processes, Regional Threat Group oversight, and Strategic Governance Group reporting. The force maintains a dedicated exploitation capability and works closely with safeguarding partners to identify, safeguard and support children at risk of exploitation. It is recognised that reductions in recorded child sexual exploitation may reflect improved early intervention, disruption activity, and changes in recording practice, rather than a reduction in underlying threat and risk.

Use of the Child Criminal Exploitation local qualifier commenced during 2022, limiting the scope of the currently available dataset.

9. Missing Children

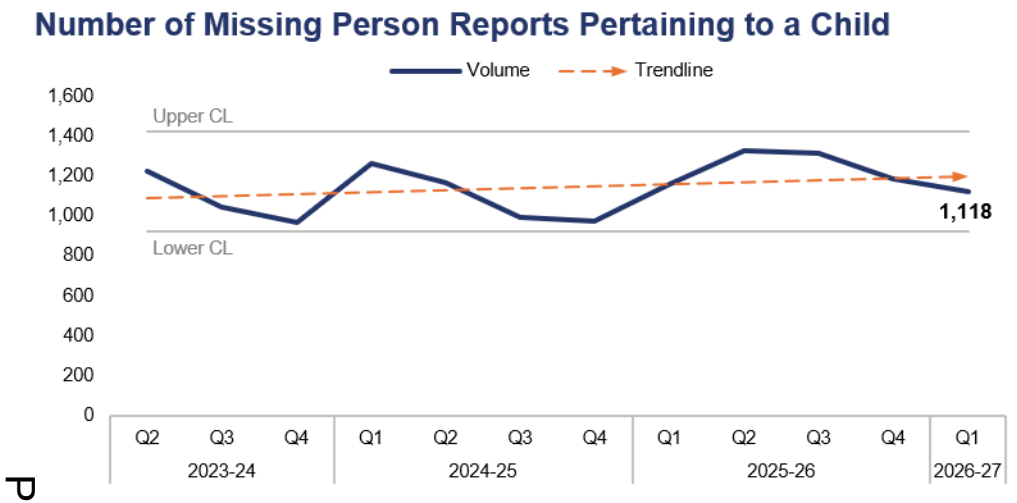

Financial Year	22-23	23-24	24-25	25-26	FYTD	26-27	Quarter	Q4 25-26	Q1 25-26
Volume	3,276	4,359	4,391	4,983	Volume	1,118	% Change	-5.5%	-3.5%

Operational Overview

A total of 1,118 missing person reports were created during Q1 2026-27 which pertained to a child. This represents a reduction of 5.5% (65 fewer reports) when compared to the quarter prior, and a similar reduction of 3.5% (40 fewer reports) when compared to the same quarter during the previous financial year.

The management of missing children has been greatly improved through a multi-agency response and weekly Missing Meetings. The force has equipped frontline staff with a greater understanding of risk through use of the Philomena Protocol and the delivery of additional training throughout the 2025-26 financial year.

The Missing Children Team manage Missing Meetings to review all missing children and ensure that debriefs are completed. The team work closely with partner agencies and care providers to ensure that housing and other support provisions are meeting the child's needs. This problem-solving approach helps reduce the frequency and duration of missing episodes for children. Links between missing children and exploitation are mitigated through the Multi-Agency Child Exploitation meetings.

A missing person report is created each time an individual is reported as missing. Several reports can be created for the same individual if they are reported as missing on multiple occasions.

10. Report Fraud

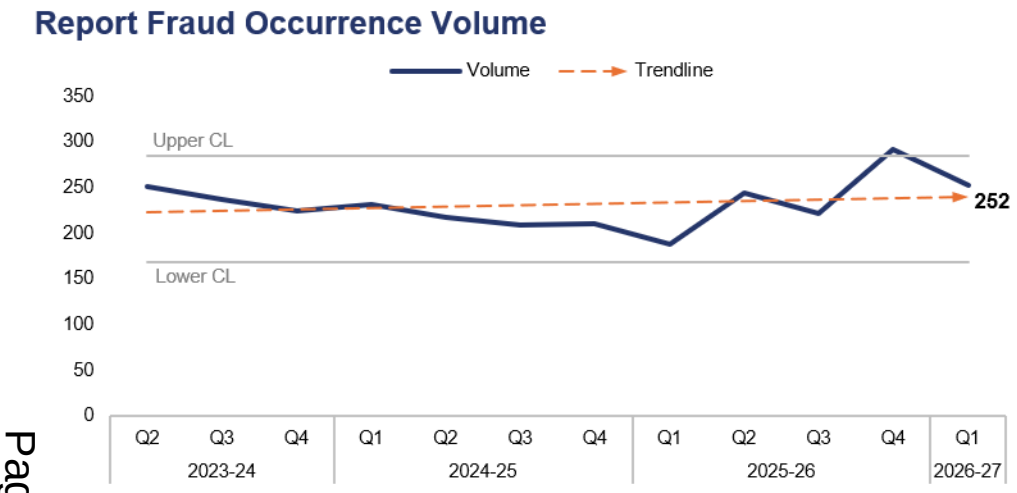

Financial Year	22-23	23-24	24-25	25-26	FYTD	26-27	Quarter	Q4 25-26	Q1 25-26
Volume	923	969	867	945	Volume	252	% Change	-13.7%	34.0%

Operational Overview

Overall, 252 Report Fraud occurrences were assigned to Gwent Police by the National Fraud Intelligence Bureau during Q1 2026-27. This represents a reduction of 13.7% (40 fewer occurrences) when compared to the quarter prior, but an increase of 34.0% (64 additional occurrences) when compared to the same quarter during the previous financial year.

During Q1 2026-27, £7,500 of victim's money was safeguarded by fraud investigations in Gwent.

Report Fraud has replaced Action Fraud as the national platform for reporting cyber crime and fraud.

11. Cybercrime

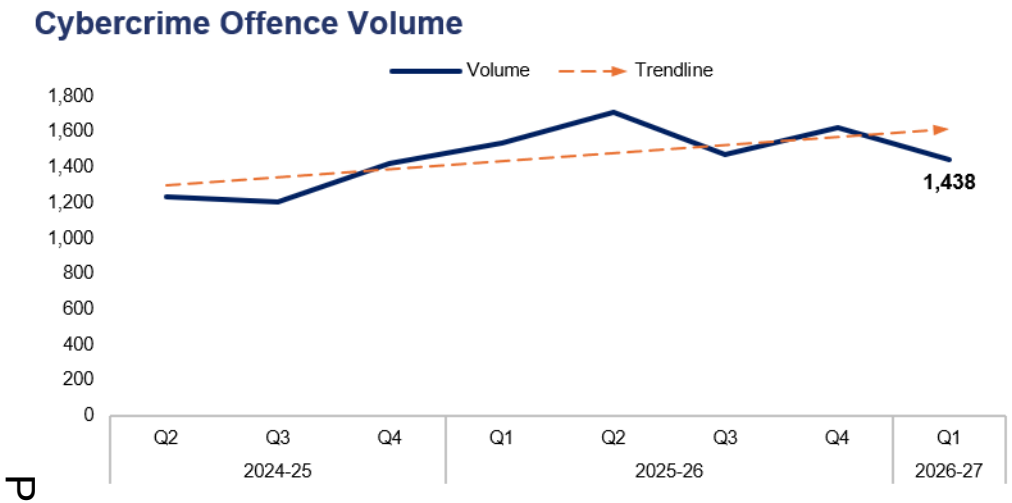

Financial Year	25-26
Volume	6,340

FYTD	26-27
Volume	1,438

Quarter	Q4 25-26	Q1 25-26
% Change	-11.2%	-6.5%

Offences Most Commonly Classified as Cybercrime by Volume – Q1 2026-27

Offence Title	Volume	% of Total
Protection from Harassment Act Section 2	292	20.4%
Pursue course of conduct which amounts to stalking	274	19.2%
Putting people in fear of violence	133	9.3%
Sending letters etc with intent to cause distress or anxiety	97	6.8%
Take/make/distribute indecent photographs/pseudo-photographs of children	71	5.0%

Operational Overview

A total of 1,438 offences recorded during Q1 2026-27 were classified as cybercrime, as defined by the NDQIS reporting system. This represents a reduction of 11.2% (181 fewer offences) when compared to the quarter prior, and of 6.5% (100 fewer offences) when compared to the same quarter during the previous financial year.

During Q1 2026-27, three of the five offences which were most commonly classified as cybercrime can be defined as harassment offences, with a fourth defined as a stalking offence. Overall, crimes classified as either a harassment offence or a stalking offence accounted for 64.1% of all cybercrime recorded during the quarter, with a total of 922 offences reported. This is an increase of 6.2 percentage points when compared to the quarter prior, albeit with 16 fewer offences recorded.

Cybercrime reporting via the NDQIS system was first adopted by the force during June 2024, limiting the scope of the currently available dataset.

12. Protecting the Vulnerable – Emerging Issues

Operational Overview

As a pilot force for Operation Beaconport, Gwent is preparing for the review and reinvestigation of historic group-based child sexual exploitation cases. This work is being carried out under enhanced governance arrangements and national scrutiny, with a strong focus on victim-centred reviews, learning from historic investigations, and strengthening the force response to organised exploitation. Workforce training, senior investigating officer capability, trauma-informed practice, and specialist safeguarding support are all being developed in preparation for this work.

Organised Drug Facilitated Sexual Assault (ODFSA) has emerged as an increasing area of national focus, reflecting growing concern regarding the identification, investigation, and safeguarding response to cases in which drugs are used to facilitate sexual offending. Forces are being asked to provide updates on ODFSA investigations and intelligence, and to ensure operational readiness as national products and guidance continue to develop.

There is increasing concern from partners regarding misogynistic attitudes and harmful behaviours among school-age children. Safeguarding governance is considering the links between online harms, VAWG, child-on-child abuse, harmful sexual behaviour, and exploitation. This sits alongside wider national work on VAWG prevention and education, with growing recognition that early intervention and partnership activity are required to address harmful attitudes before they escalate into offending behaviour.

Domestic Abuse Protection Orders (DAPO) will be rolled out nationally from November 2026. DAPO implementation is expected to deliver stronger victim protection and improved perpetrator management, whilst also acting as a catalyst for a wider transformation of the force's approach to protective orders, domestic abuse risk management, and vulnerability governance. The key risk is ensuring that sufficient capacity, systems, and governance are in place to manage what is anticipated to be a significant increase in the volume, complexity, and duration of protective orders. Implementation meetings are currently underway to address this.

Pillar Four – Putting Victims First

1. Investigation Timeliness
2. Victims and Repeat Victims
3. Victim Satisfaction
4. Putting Victims First – Emerging Issues

1. Investigation Timeliness

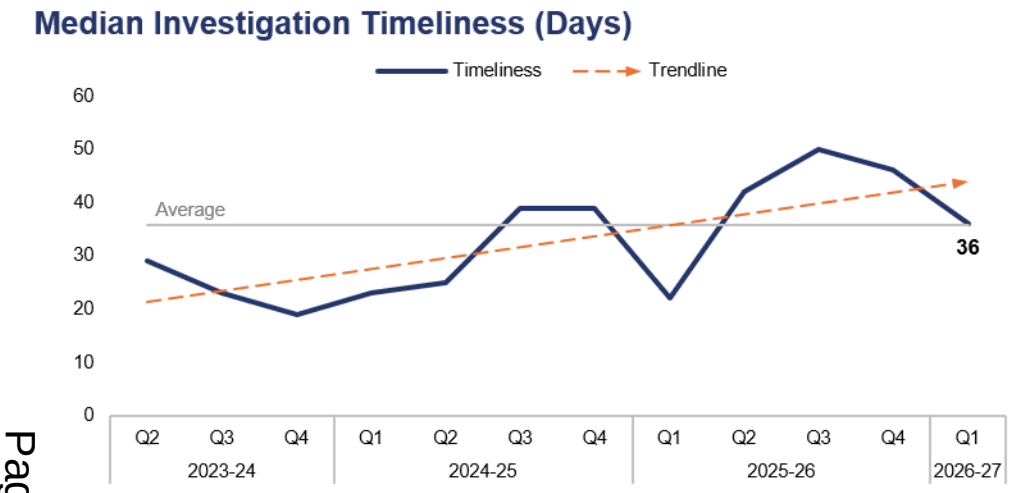

Financial Year	22-23	23-24	24-25	25-26	FYTD	26-27	Quarter	Q4 25-26	Q1 25-26
Median Timeliness	41	22	31	44	Median Timeliness	36	% Change	-21.7%	63.6%

Operational Overview

During Q1 2026-27, the median investigation length was 36 days. This represents a reduction of 21.7% (10 fewer days) when compared to the quarter prior, but an increase of 63.6% (14 additional days) when compared to the same quarter during the previous financial year.

It is recognised that whilst investigation timeliness is key for victims, an investigation also has to be proportionate and effective. A balance must be struck between investigation quality and timeliness. This messaging forms part of the Quality of Investigation and Victim Care framework. To further support this messaging, victim inputs have been delivered at force training days and are provided to all new recruits. These focus on maintaining victim updates, updating victims at key stages, ensuring the victim's right to receive specialist support is met, and providing a Victim Impact Statement.

A detailed review of outstanding crimes is taking place in order to understand the reasons behind the volume of investigations held by officers. It is anticipated that this review will result in a significant reduction in the median investigation length, although the force will take a balanced approach, ensuring that investigation thoroughness is not compromised by a focus on timeliness.

2. Victims and Repeat Victims

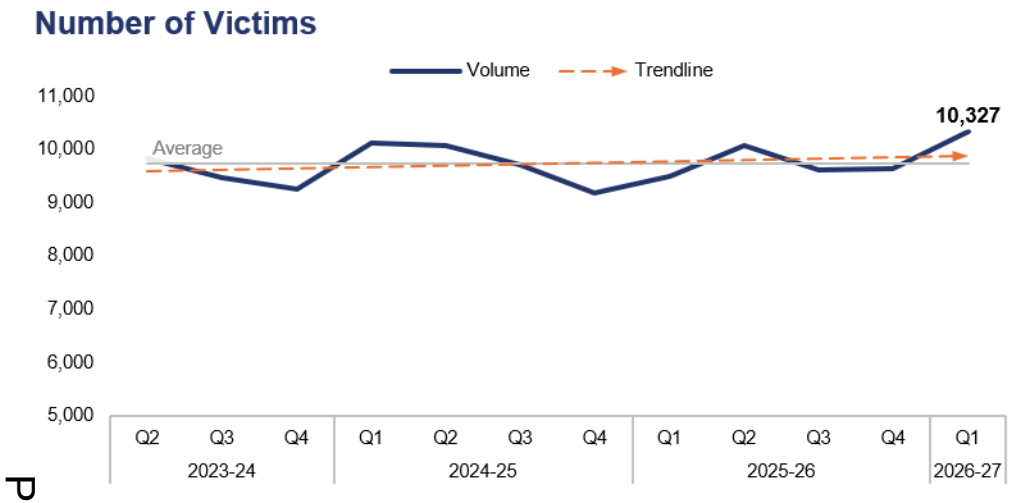

Financial Year	22-23	23-24	24-25	25-26
Volume	32,013	32,788	33,026	32,796

FYTD	26-27
Volume	10,327

Quarter	Q4 25-26	Q1 25-26
% Change	7.1%	8.7%

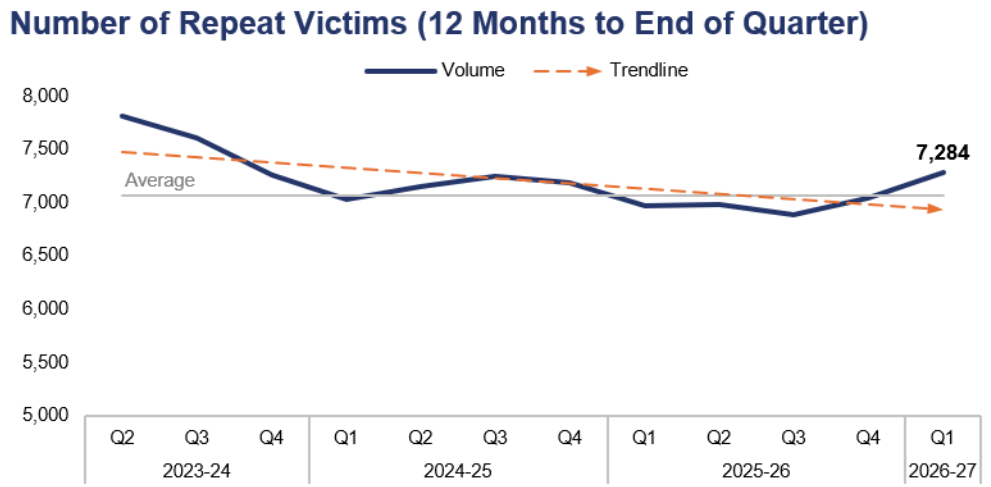

Financial Year	22-23	23-24	24-25	25-26
Volume	8,247	7,260	7,189	7,045

Quarter	Q4 25-26	Q1 25-26
% Change	3.4%	4.6%

Operational Overview

Overall, 10,327 unique victims were linked to crimes recorded during Q1 2026-27. This is the highest quarterly figure within the three-year timeframe, representing an increase of 7.1% (687 additional victims) when compared to the quarter prior, and a further increase of 8.7% (830 additional victims) when compared to the same quarter during the previous financial year.

During the 12 months to the end of Q1 2026-27, 7,284 victims were linked in this capacity to two or more separate offences, classifying them as repeat victims. This is an increase of 3.4% (239 additional repeat victims) when compared to the 12 months to the end of the quarter prior, and a further increase of 4.6% (320 additional repeat victims) when compared to the 12 months to the end of the same quarter during the previous financial year.

The 'Victim Care' guiding principle of the Quality of Investigations and Victim Care Change Programme aims to improve understanding and recording principles, in order to ensure that appropriate and tailored services are delivered to victims. Level 1 tasking ensures that repeat victims are identified and problem-solving plans are enacted by the appropriate resource. A review of tasking has taken place, as it is recognised that there is a need to improve the force's understanding and response to vulnerable victims.

For the purposes of this report, a repeat victim is defined as an individual who has been linked in this capacity to two or more separate offences within a 12-month period.
The financial year figures in the right-hand graph refer to the number of repeat victims recorded across that timeframe, rather than being the sum of the quarterly figures for that year.

3. Victim Satisfaction

Victim Satisfaction Survey Data: Q1 2025-26 – Q1 2026-27					
Survey Question	**Percentage of Respondents Satisfied**	**Quarter-on-Quarter Difference**		**Number of Respondents Satisfied**	**Total Responses Received**
How satisfied are you with the ease of initial contact with the Police?	**79.2%**	**+1.8pp**	↑	**187**	**236**
How satisfied are you with the response time to your contact? (e.g. how long it took for your call to be answered)	**81.4%**	**+1.5pp**	↑	**192**	**236**
Overall, how satisfied are you with your experience of the first point of contact with the police?	**80.9%**	**+1.0pp**	↑	**190**	**235**
If an officer attended, how satisfied are you with the time it took for them to arrive?	**82.9%**	**-1.2pp**	↓	**107**	**129**
How satisfied are you with the actions taken by the attending officer/s?	**76.1%**	**+2.3pp**	↑	**102**	**134**
Thinking about your overall experience, how satisfied are you with the treatment you have received from Gwent Police?	**68.7%**	**+2.7pp**	↑	**160**	**233**

Operational Overview

A total of 238 respondents have engaged with the victim satisfaction survey between Q1 2025-26 and Q1 2026-27 inclusive. Of those who replied to the given question, 82.9% of respondents were satisfied with the time it took for attending officers to arrive, whereas only 68.7% of respondents were satisfied with the overall treatment they received from Gwent Police. When compared to the same period for the quarter prior (Q4 2024-25 – Q4 2025-26), the percentage of satisfied respondents has increased for all but one of the questions above.

Gwent Police has recognised that current victim satisfaction survey response rates are poor, and that improvement is required to better understand victim experience and service quality. A Task and Finish Group has been established, with clear aims and objectives identified, to review the current approach and drive improvements. Alongside this, the Office of the Police and Crime Commissioner is progressing an external application to potential providers, in order to explore the outsourcing of the victim satisfaction survey. This work is intended to improve response rates, strengthen organisational learning, and provide greater insight into specific areas of service delivery where targeted improvement is required.

All questions within the survey are optional, which may result in a disparity between the number of responses received for each question.

4. Putting Victims First – Emerging Issues

Operational Overview

The change programme seeks to implement improvements in how all investigators care for victims, embedding meaningful and purposeful interactions with victims at every stage of the investigation.

Work is underway to improve the Victim Satisfaction Survey, ensuring that it better captures victims' lived experience, identifies themes for learning, and supports a more consistent understanding of confidence, satisfaction, and service quality. This places victim care at the forefront of everything Gwent Police does and ensures that those who deliver the service continue to improve trust and confidence within local communities by providing a connected service that is focused on getting it right and doing the right thing.

Improvements to the performance metrics for Victims' Code of Practice (VCOP) reporting are ongoing. Until now, Gwent Police has been directed by the Ministry of Justice to not make any changes to key performance indicators or reporting, which has left the force in a state of flux. The decision to move forward has now been made (in consultation with the OPCC), with work in progress to improve the force's performance. Analysis and Research are building appropriate measures in support of this.

Alongside this, the force is developing its approach to VCOP reporting metrics so that compliance is not viewed solely as a data return, but as a meaningful measure of whether victims are receiving the information, support, and service they are entitled to. The Head of Victim Services is working with other Welsh leads and Analysis and Research to develop consistent VCOP reporting metrics.

The force has introduced changes to the templates used to identify and respond to victims' needs, as well as to evidence and satisfy victims' rights under the VCOP. These changes are intended to allow investigators to record victim contact, entitlements, needs, and outcomes more consistently, whilst also enabling supervisors and leaders to better understand compliance, quality, and areas requiring further improvement.

Governance arrangements in the force ensure that victims' voices remain at the forefront of priorities for policy makers, investigators and Victim Services.

The Survivor Engagement Coordinator brings together the collective voices of a committed advisory group, acting as a stakeholder reference group willing to advise and challenge Gwent Police on the services it delivers. This group have recently contributed to the aims and objectives of the Victim Satisfaction Survey.

Pillar Five – Reducing Reoffending

1. Offenders and Repeat Offenders
2. Young Offenders and First-Time Entrants
3. Children in Police Custody
4. Reducing Reoffending – Emerging Issues

1. Offenders and Repeat Offenders

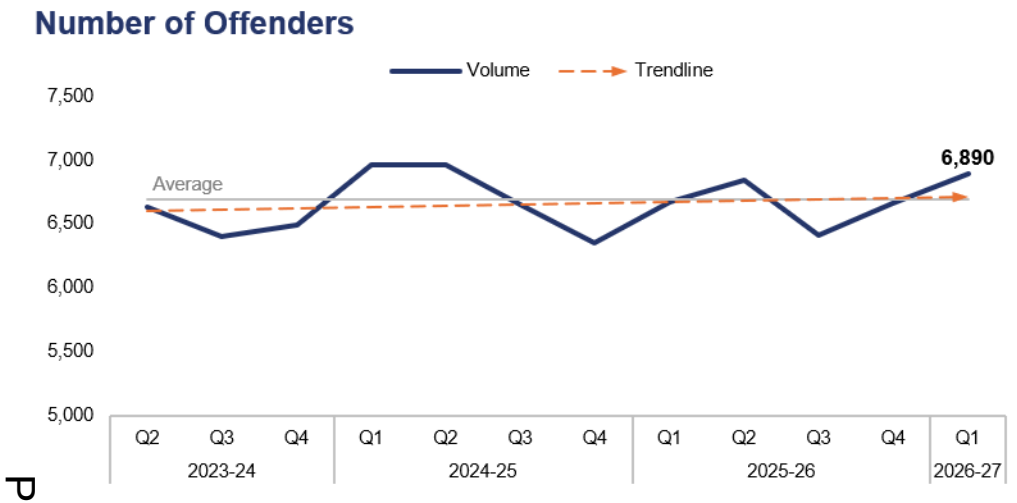

Financial Year	22-23	23-24	24-25	25-26
Volume	20,006	20,517	20,797	20,512

FYTD	26-27
Volume	6,890

Quarter	Q4 25-26	Q1 25-26
% Change	3.5%	3.3%

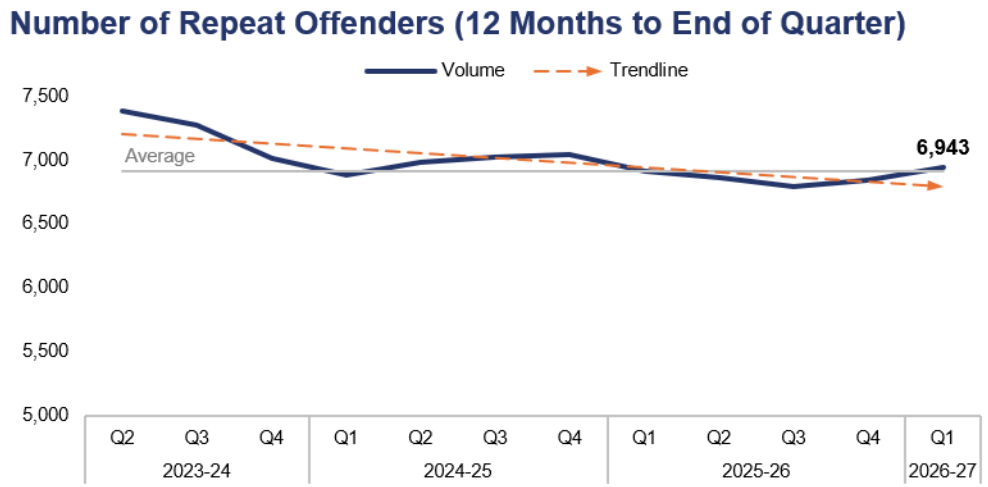

Financial Year	22-23	23-24	24-25	25-26
Volume	7,453	7,016	7,039	6,838

Quarter	Q4 25-26	Q1 25-26
% Change	1.5%	0.5%

Operational Overview

Overall, 6,890 unique offenders were linked to crimes recorded during Q1 2026-27. This represents an increase of 3.5% (230 additional offenders) when compared to the quarter prior, and a similar increase of 3.3% (218 additional offenders) when compared to the same quarter during the previous financial year.

During the 12 months to the end of Q1 2026-27, 6,943 offenders were linked in this capacity to two or more separate offences, classifying them as repeat offenders. This is an increase of 1.5% (105 additional repeat offenders) when compared to the 12 months to the end of the quarter prior, and a slight increase of 0.5% (34 additional repeat offenders) when compared to the 12 months to the end of the same quarter during the previous financial year.

The Outstanding Suspect Risk Assessment is now live in Gwent Police, allowing for early identification of the force's highest-harm outstanding suspects, with daily scrutiny to positively intervene and disrupt their offending. In addition to this, Gwent Police have put plans in place and submitted papers to repurpose a Crime team in order to deal with high-harm offenders, who, due to Sentencing Act changes, do not have intervention from Integrated Offender Management (IOM), Probation, or Management of Sexual Offenders and Violent Offenders. This will be coordinated through Level 1 tasking.

For the purposes of this report, a repeat offender is defined as an individual who has been linked in this capacity to two or more separate offences within a 12-month period. This does not necessarily mean that they have been charged with or found guilty of the offence in question.
The financial year figures in the right-hand graph refer to the number of repeat offenders recorded across that timeframe, rather than being the sum of the quarterly figures for that year.

2. Young Offenders and First-Time Entrants

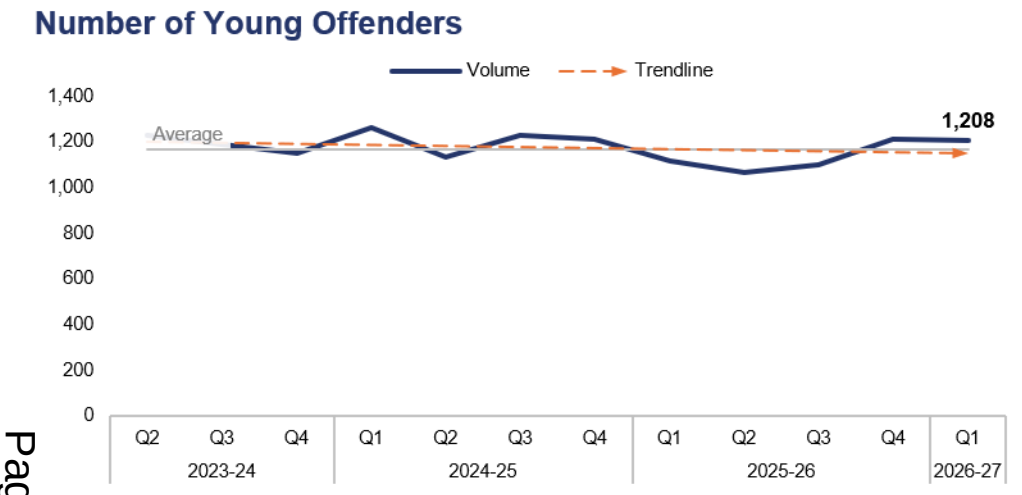

Financial Year	22-23	23-24	24-25	25-26	FYTD	26-27	Quarter	Q4 25-26	Q1 25-26
Volume	3,539	3,684	3,615	3,419	Volume	1,208	% Change	-0.2%	8.2%

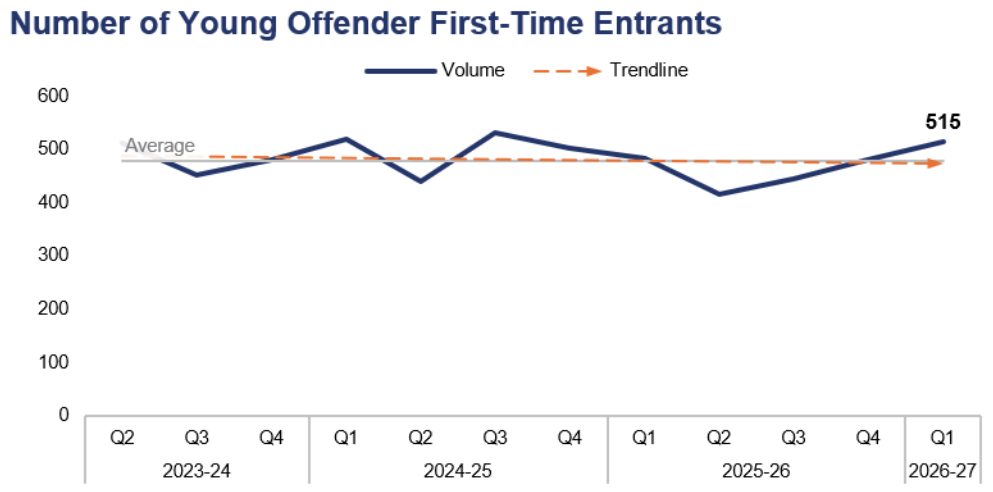

Financial Year	22-23	23-24	24-25	25-26	FYTD	26-27	Quarter	Q4 25-26	Q1 25-26
Volume	2,208	2,072	1,993	1,823	Volume	515	% Change	7.3%	6.8%

Operational Overview

A total of 1,208 unique offenders under the age of 18 were linked to crimes recorded during Q1 2026-27. This represents a slight reduction of 0.2% (three fewer young offenders) when compared to the quarter prior, but an increase of 8.2% (92 additional young offenders) when compared to the same quarter during the previous financial year.

Of these young offenders, 515 (42.6% of the quarterly total) have been identified as first-time entrants into the criminal justice system within Gwent. This is an increase of 7.3% (35 additional entrants) when compared to the quarter prior, and a similar increase of 6.8% (33 additional entrants) when compared to the same quarter during the previous financial year.

The force is striving to ensure that young offenders are seen as children and dealt with appropriately, with a focus on restorative processes to divert them from future offending and the criminal justice process. The force is leading an approach to standardising practises between the four Welsh forces, focusing on child-centric procedures and out of court disposals. Governance arrangements into the Wales Youth Justice Advisory Panel and the Criminal Justice Board provide accountability, supported by the Youth Justice Board. Force metrics regarding children, such as levels of offending, are tracked in Superintendent-led performance meetings and the Operational Effectiveness Board. In support of this, Youth Justice are leading on internal processes to ensure that children's rights are afforded consistently, and that investigations with a released under investigation disposal receive the same levels of accountability as bail cases.

The age of the offenders included in this dataset has been calculated based on the committed date of the offence they were linked to. This does not necessarily mean that they have been charged with or found guilty of the offence in question. The dataset used to identify first-time entrants is limited to offences committed within Gwent from 2018 onwards. Offences committed outside of Gwent or prior to 2018 are not included in this calculation.

3. Children in Police Custody

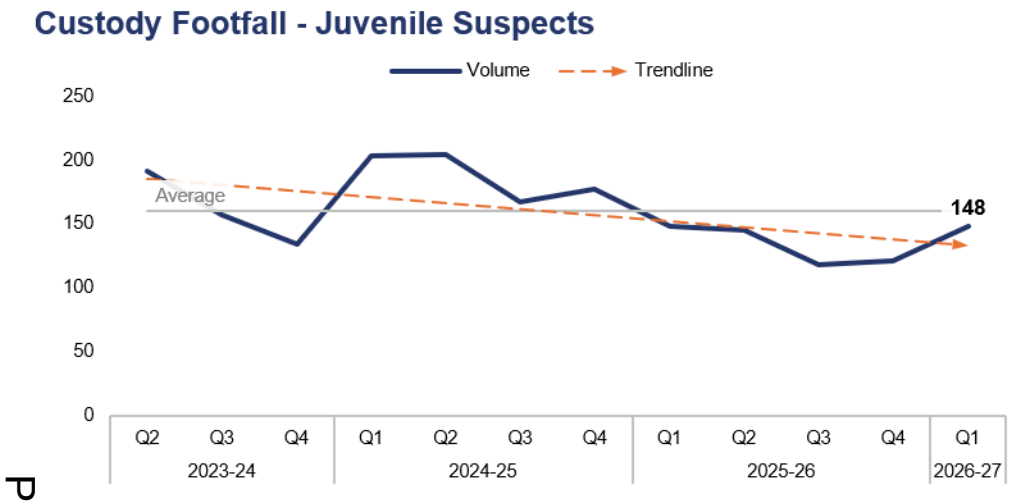

Financial Year	22-23	23-24	24-25	25-26	FYTD	26-27	Quarter	Q4 25-26	Q1 25-26
Volume	541	613	751	532	Volume	148	% Change	22.3%	0.0%

Operational Overview

During Q1 2026-27, 148 custody records were created which had a juvenile subject. This represents an increase of 22.3% (27 additional custody records) when compared to the quarter prior, but is equal to the same quarter during the previous financial year.

The above figures are based on custody footfall, which refers to the number of custody records with an arrival time within the specified timeframe. As such, if a subject came into custody on multiple occasions, they would be counted upon each arrival.

4. Reducing Reoffending – Emerging Issues

Operational Overview

Legislative changes allowing for eligible offenders to be released after serving one third of their sentence represent an emerging issue for policing, specifically for the IOM team and probation services. This is under constant review by statutory agencies, in order to understand the impact and scale of the added demand that could be placed on services. The independent sentencing review is being managed through Operation Redford, ensuring a consistent approach to Sentencing Act changes across England and Wales. The IOM team are leading this change for Gwent Police, engaging with internal and external stakeholders. In support of this, the IOM team have improved multi-agency planning to manage the incoming demand and have enhanced processes for identifying individuals who are suitable for removal from the cohort due to consistent positive qualifiers, as per the IOM doctrine.

Changes to existing teams will allow for a relentless focus on priority offenders, preventing further community impact. The repurposing of a Crime team, if agreed by force governance processes, will be in place during Q3 2026-27 in readiness for the first tranche release.